



US00D865911S

(12) **United States Design Patent** (10) **Patent No.:** **US D865,911 S**
Wieser et al. (45) **Date of Patent:** **** *Nov. 5, 2019**

(54) **LAVATORY FIXTURE WITH INTEGRATED FAUCET, SOAP DISPENSER, AND HAND DRYER**

(71) Applicant: **Bradley Fixtures Corporation**,
Menomonee Falls, WI (US)
(72) Inventors: **Matthias Wieser**, Wendlingen (DE);
Pablo Bernal Ruesta, Stuttgart (DE);
Alexander Hoffart, Bindlach (DE);
Andreas Dimitriadis, Lorch (DE)

(73) Assignee: **Bradley Fixtures Corporation**,
Menomonee Falls, WI (US)

(*) Notice: This patent is subject to a terminal disclaimer.

(**) Term: **15 Years**

(21) Appl. No.: **29/608,025**

(22) Filed: **Jun. 19, 2017**

Related U.S. Application Data

(62) Division of application No. 29/562,620, filed on Apr. 27, 2016, now abandoned.

(51) **LOC (12) Cl.** **23-01**

(52) **U.S. Cl.**
USPC **D23/239**

(58) **Field of Classification Search**
USPC ... D23/277-279, 280.1, 280.2, 280.3, 280.4,
D23/304-310
CPC A47K 3/006; A47K 3/02; A47K 3/022;
E05C 9/16

See application file for complete search history.

(56) **References Cited**

U.S. PATENT DOCUMENTS

D312,496 S *	11/1990	Strignano	D23/242
D377,520 S *	1/1997	Saadi	D23/308
D489,798 S *	5/2004	Hunt	D23/304
D634,404 S *	3/2011	Thornton	D23/238
D708,711 S *	7/2014	Yu	D23/238
D768,267 S *	10/2016	Murray	D23/238
D811,535 S *	2/2018	Wieser	D23/239

OTHER PUBLICATIONS

Bradley Fixtures Washbar found online [Mar. 8, 2018]—<http://info.bradleycorp.com/washbar>.*

* cited by examiner

Primary Examiner — Brandon M Rosati

Assistant Examiner — John A Voytek

(74) *Attorney, Agent, or Firm* — Boyle Fredrickson, S.C.

(57) **CLAIM**

The ornamental design for a lavatory fixture with integrated faucet, soap dispenser, and hand dryer, substantially, as shown and described.

DESCRIPTION

FIG. 1 is a perspective view of an embodiment of a lavatory fixture with a faucet, soap dispenser, and hand dryer showing my new design;

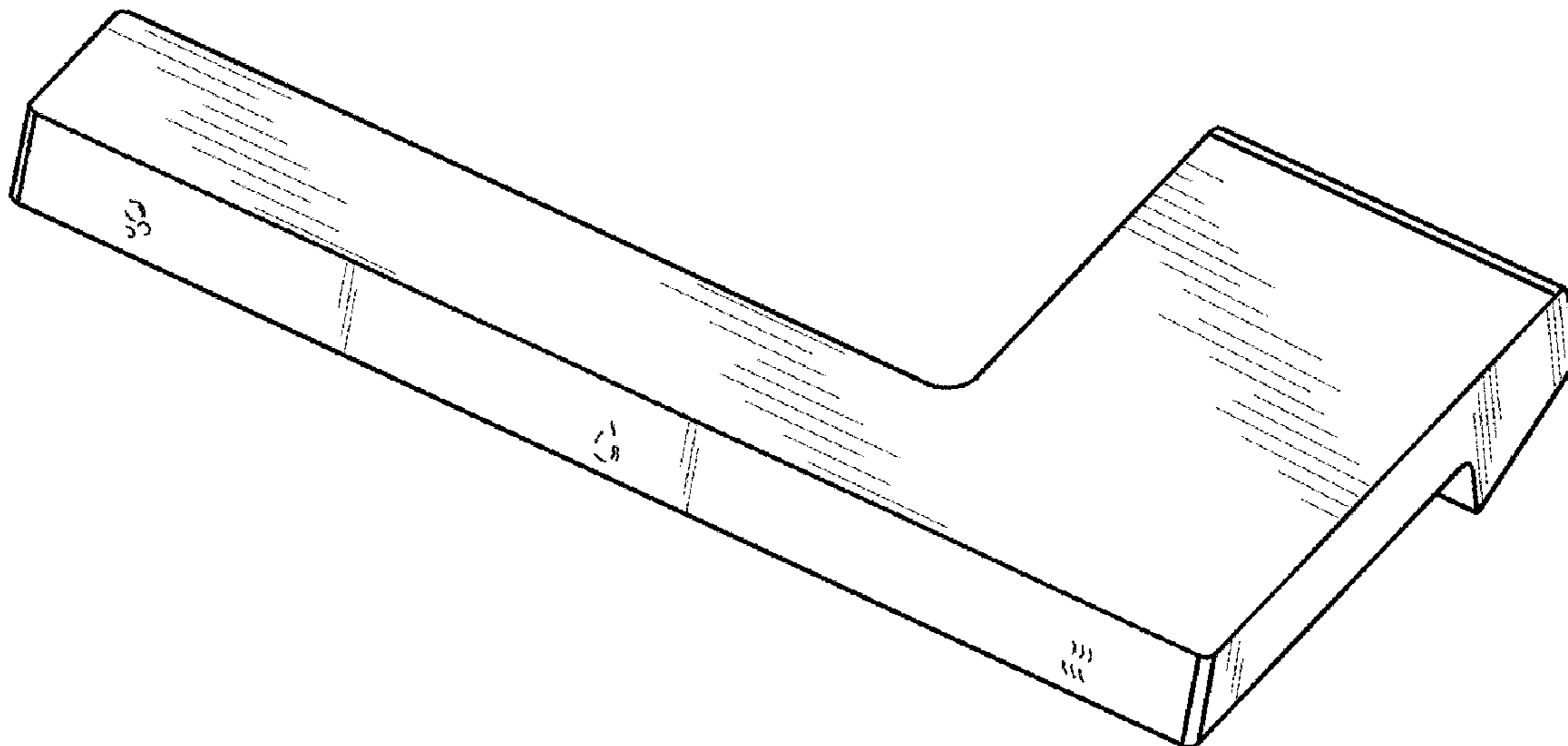
FIG. 2 is a top plan view thereof;

FIG. 3 is a front elevational view thereof; and,

FIG. 4 is a side elevational view thereof.

The broken-line symbols on the surface in FIGS. 1 and 3 show portions of the article that form no part of the claim.

1 Claim, 2 Drawing Sheets



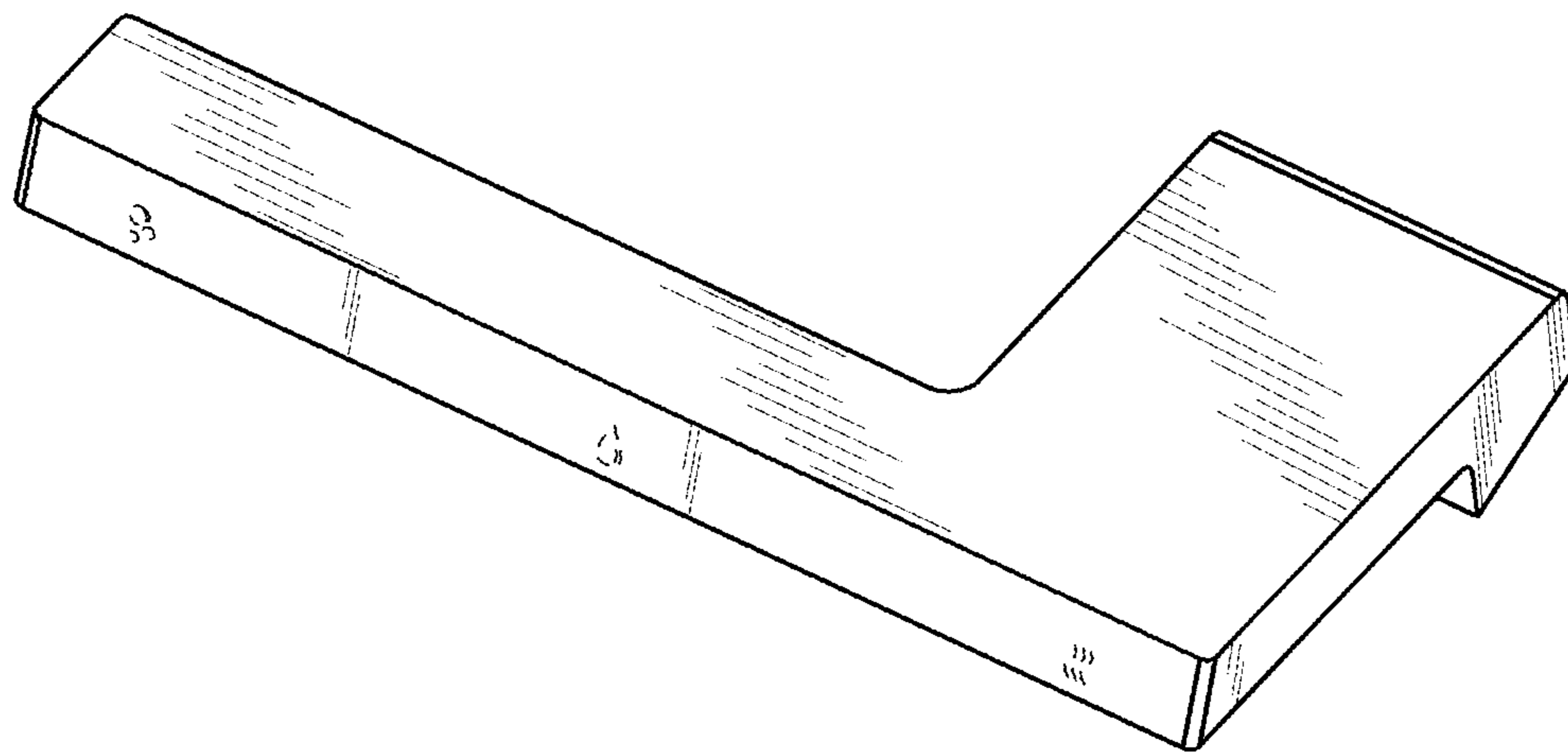


FIG. 1

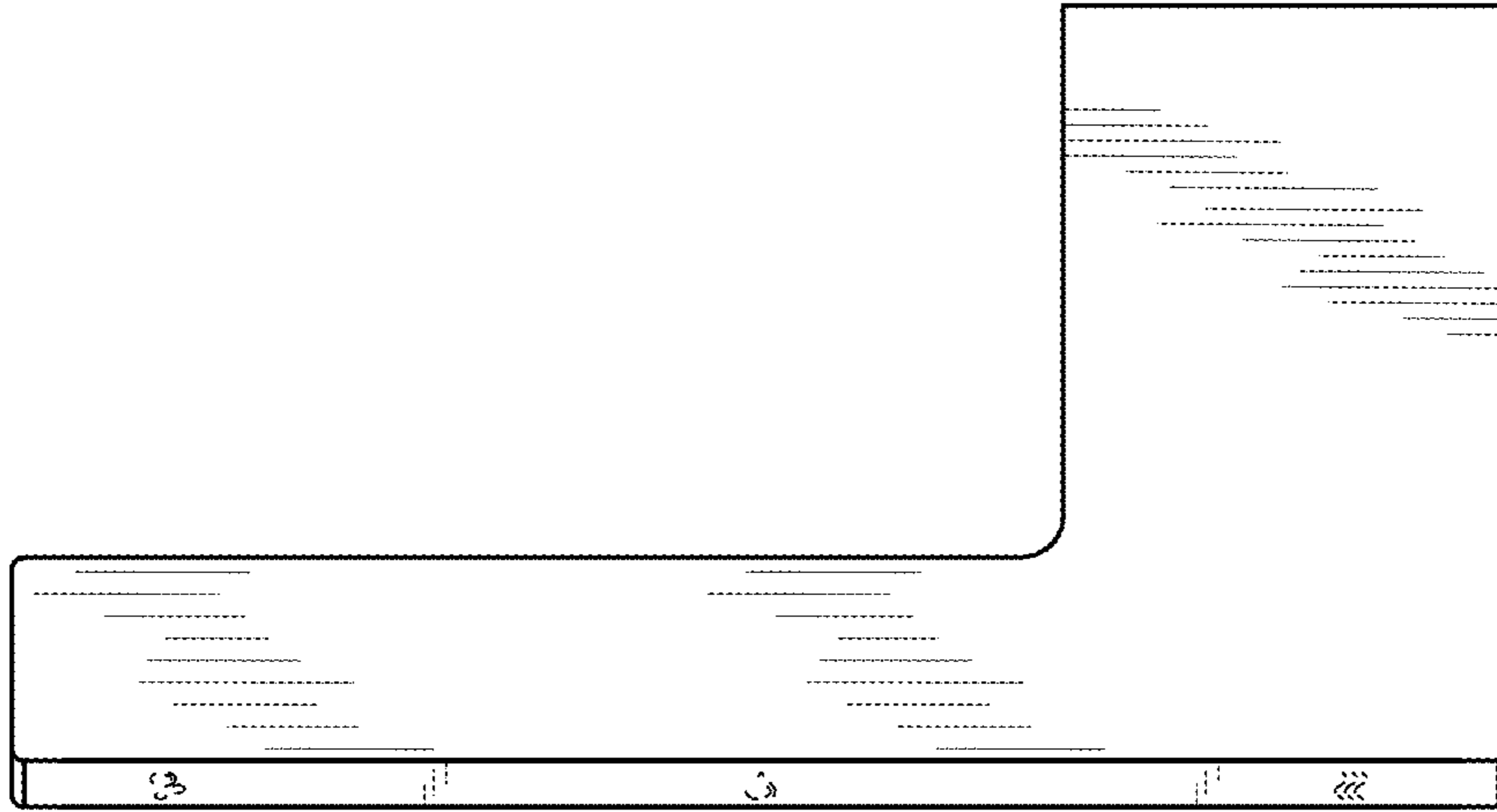


FIG. 2

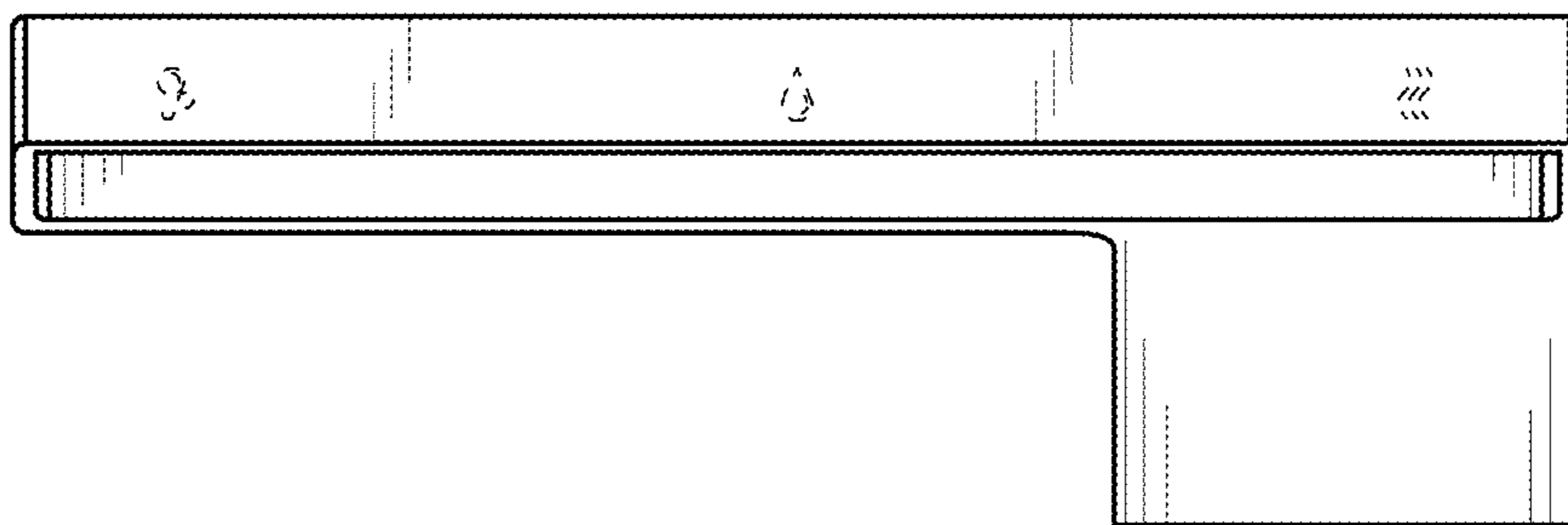


FIG. 3

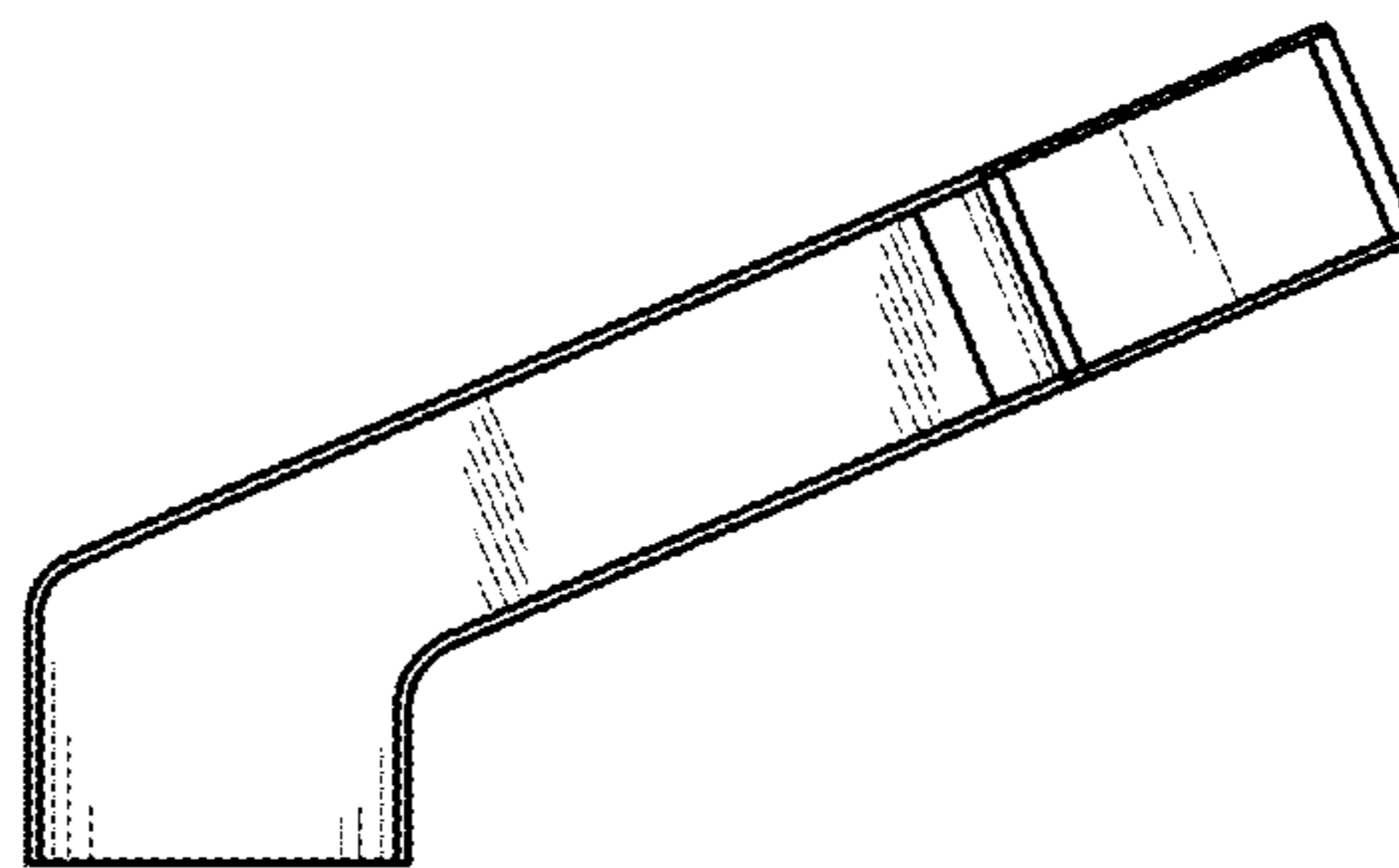


FIG. 4