



US00D865894S

(12) **United States Design Patent** (10) **Patent No.:** **US D865,894 S**  
**Peterson** (45) **Date of Patent:** **\*\* Nov. 5, 2019**

(54) **FLOATING CHAIR**

(71) Applicant: **NOVATION IQ LLC**, Leawood, KS (US)

(72) Inventor: **Michael Peterson**, Shawnee, KS (US)

(73) Assignee: **NOVATION IQ LLC**, Leawood, KS (US)

(\*\*) Term: **15 Years**

(21) Appl. No.: **29/625,482**

(22) Filed: **Nov. 9, 2017**

(51) **LOC (12) Cl.** ..... **21-02**

(52) **U.S. Cl.**  
USPC ..... **D21/803**

(58) **Field of Classification Search**  
USPC ..... D14/146; D21/801-804, 809, 811-833;  
D8/14, 19, 20, 33, 37, 70.1, 97, 105, 107;  
D16/234, 235, 247, 250; D23/233, 311  
See application file for complete search history.

(56) **References Cited**

**U.S. PATENT DOCUMENTS**

D29,317 S *	9/1898	Thomas	.....	D16/250
3,470,644 A *	10/1969	Craig	.....	G03B 21/64 355/74
3,617,083 A *	11/1971	Koppensteiner	.....	H05K 7/1415 294/15
D256,023 S *	7/1980	Constantine	.....	D16/236
D263,481 S *	3/1982	Vest	.....	D19/108
D294,159 S *	2/1988	Foresman	.....	D21/803
D298,794 S *	12/1988	Allen	.....	D8/16
D329,448 S *	9/1992	Lo	.....	D16/229
D332,461 S *	1/1993	Beaupeurt	.....	D16/250
D338,941 S *	8/1993	Scott, Jr.	.....	D21/815
D372,951 S *	8/1996	Barth	.....	D21/803
D431,431 S *	10/2000	Allen	.....	D8/14
6,851,215 B2 *	2/2005	Conrad	.....	A01K 97/00 43/17.2
D610,813 S *	3/2010	Bennett	.....	D6/300

(Continued)

**OTHER PUBLICATIONS**

Floatationiq: Published Jun. 3, 2018 [online], site visited Jun. 18, 2019. Available from Internet URL: <https://www.instagram.com/p/BjktfAAIdUY/> (Year: 2018).\*

(Continued)

*Primary Examiner* — Jack Reickel

*Assistant Examiner* — Melvin L Davis

(74) *Attorney, Agent, or Firm* — Kutak Rock LLP

(57) **CLAIM**

The ornamental design for an floating chair, as shown and described.

**DESCRIPTION**

FIG. 1 is a front elevation view of a first embodiment of a floating chair, the back elevation view being a mirror image thereof;

FIG. 2 is a left side elevation view thereof, the right-side elevation view being a mirror image thereof;

FIG. 3 is a top plan view, the bottom plan view being a mirror image thereof;

FIG. 4 is a front elevation view of a second embodiment of a floating chair, the back elevation view being a mirror image thereof;

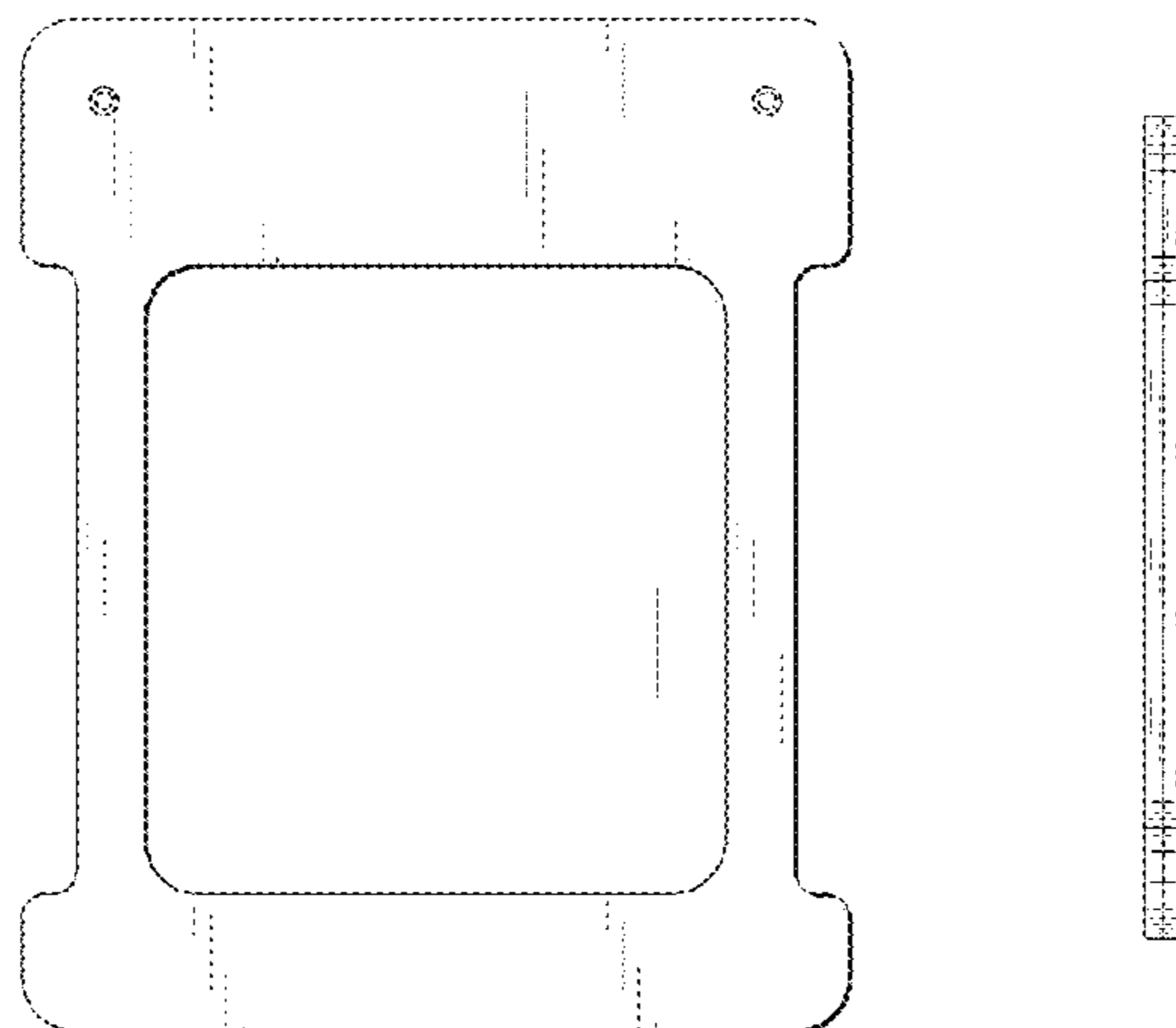
FIG. 5 is a left side elevation view of a second embodiment, the right-side elevation view being a mirror image thereof; and,

FIG. 6 is a top plan view of a second embodiment, the bottom plan view being a mirror image thereof.

The broken line showing is included for the purpose of illustrating parts that form no part of the claimed design.

The broken lines depicts portions of the article that form no part of the claimed design.

**1 Claim, 2 Drawing Sheets**



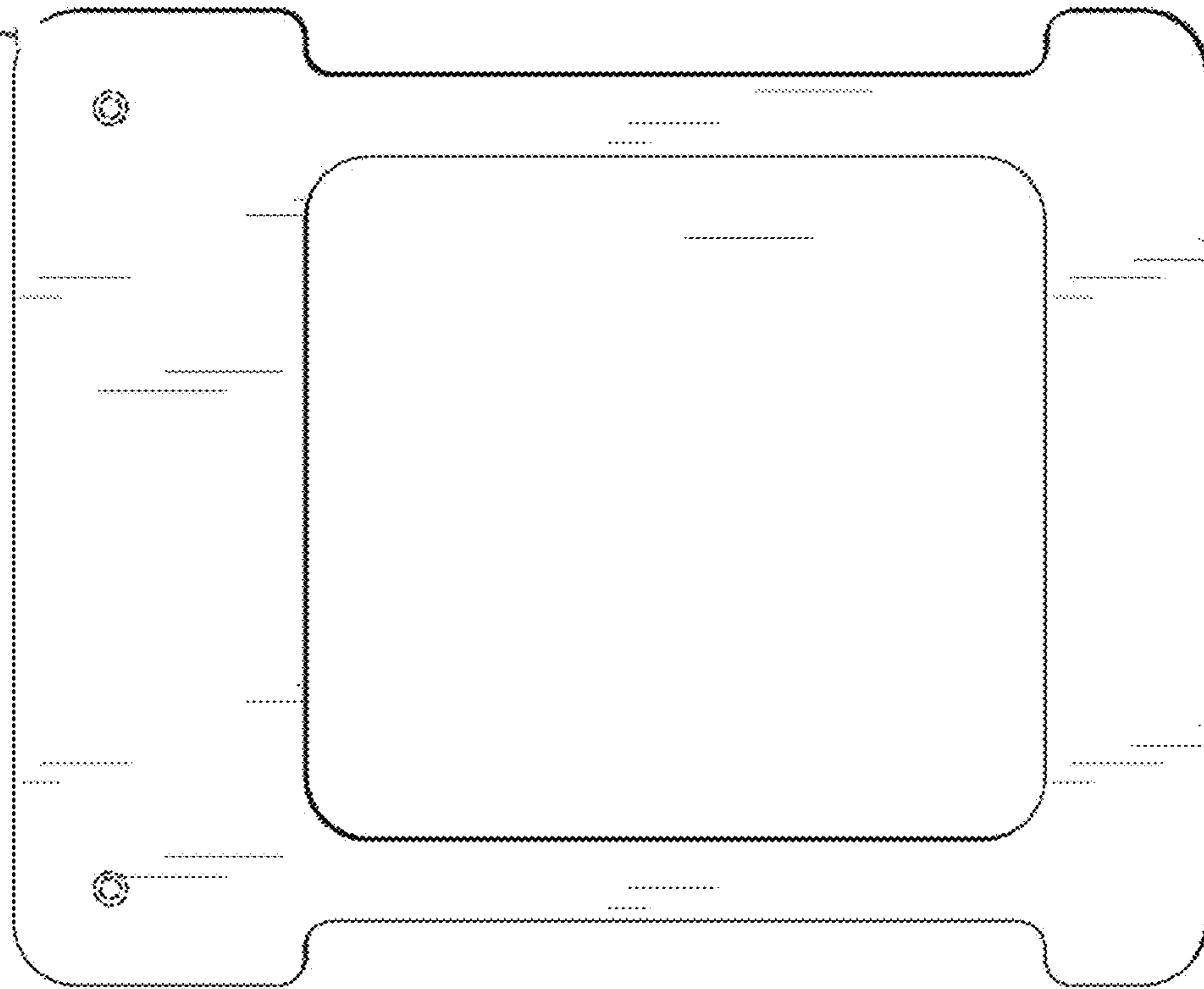




*Fig. 3*




*Fig. 2*



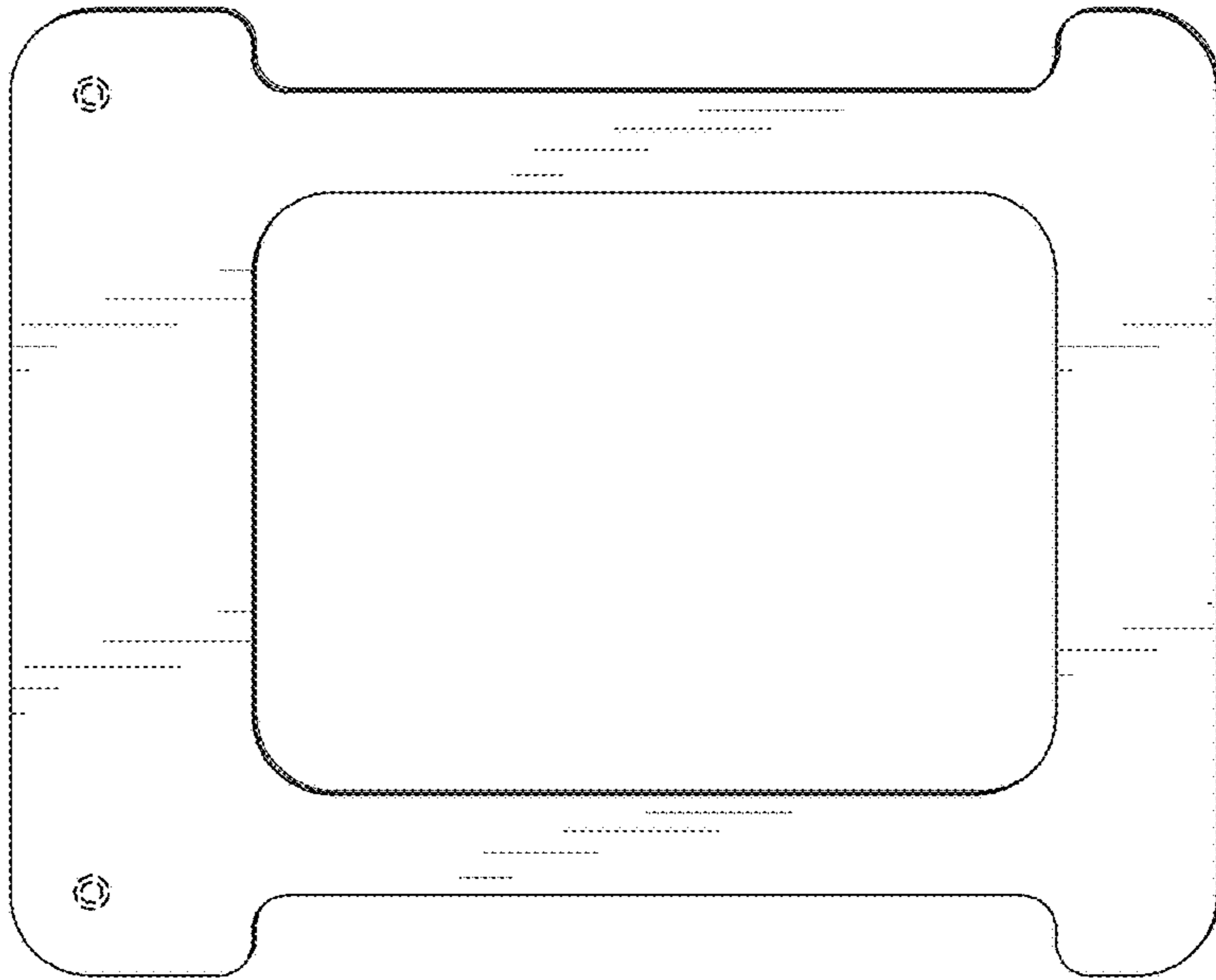
*Fig. 1*



*Fig. 6.*



*Fig. 5.*



*Fig. 4.*