



US00D865867S

(12) **United States Design Patent** (10) **Patent No.:** **US D865,867 S**
Muri et al. (45) **Date of Patent:** **** Nov. 5, 2019**

(54) **DEMONSTRATION DISPLAY**
(71) Applicants: **Alfred Muri**, Miles City, MT (US);
Jase Muri, Billings, MT (US)
(72) Inventors: **Alfred Muri**, Miles City, MT (US);
Jase Muri, Billings, MT (US)
(**) Term: **15 Years**
(21) Appl. No.: **29/635,102**
(22) Filed: **Jan. 27, 2018**
(51) **LOC (12) Cl.** **19-07**
(52) **U.S. Cl.**
USPC **D19/62**; D19/90; D10/65; D7/553.2
(58) **Field of Classification Search**
USPC D19/59-64, 86, 90; D10/65; D7/553.2,
D7/553.3
CPC G06N 99/005; G02C 7/022; G02C 7/024;
G02C 7/025; G02C 7/027; G02C 7/06;
G02C 7/061; G02C 7/063; G02C 7/065;
G02C 7/066; G02C 7/068; G02C 7/08;
G02C 7/081; G02C 7/083; G02C 7/085;
G02C 7/086; G02C 7/088; A63F
2003/0476; C30B 29/02; G09B 23/24;
G09B 23/26; G09B 19/00
See application file for complete search history.

D409,242 S * 5/1999 Stravitz D19/75
D454,912 S * 3/2002 Cheris D19/90
6,523,677 B1 3/2003 Dils et al.
D660,650 S * 5/2012 Moore D7/553.2
D747,768 S * 1/2016 Yoshikawa D19/90
2010/0110325 A1* 5/2010 Wang G02F 1/1333
349/58
2012/0149002 A1* 6/2012 Wang G02F 1/1333
434/365

OTHER PUBLICATIONS

Amazon. Link: https://www.amazon.com/dp/B00784HJK0/ref=cm_sw_em_r_mt_dp_U_158xDbBTVVVSR. Visited Aug. 23, 2019. Hot Sale Montessori Materials Wooden Mathematics Toys Brown Stairs Small Size Width. (Year: 2019).*
Office Supply Hut. Link: https://www.officesupplyhut.com/Products/Business-Source-Desk-Step-Sorter---45-Height-x-88-Width-x-55-Depth---Desktop---Recycled---Black---Plastic---1--Each_BSN11876.aspx. Visited Aug. 23, 2019. Business Source Desk Step Sorter BSN11876. (Year: 2019).*

* cited by examiner

Primary Examiner — Susan Bennett Hattan
Assistant Examiner — Lauren D McVey
(74) *Attorney, Agent, or Firm* — Antoinette M. Tease

(57) **CLAIM**

The ornamental design for a demonstration display, as shown and described.

DESCRIPTION

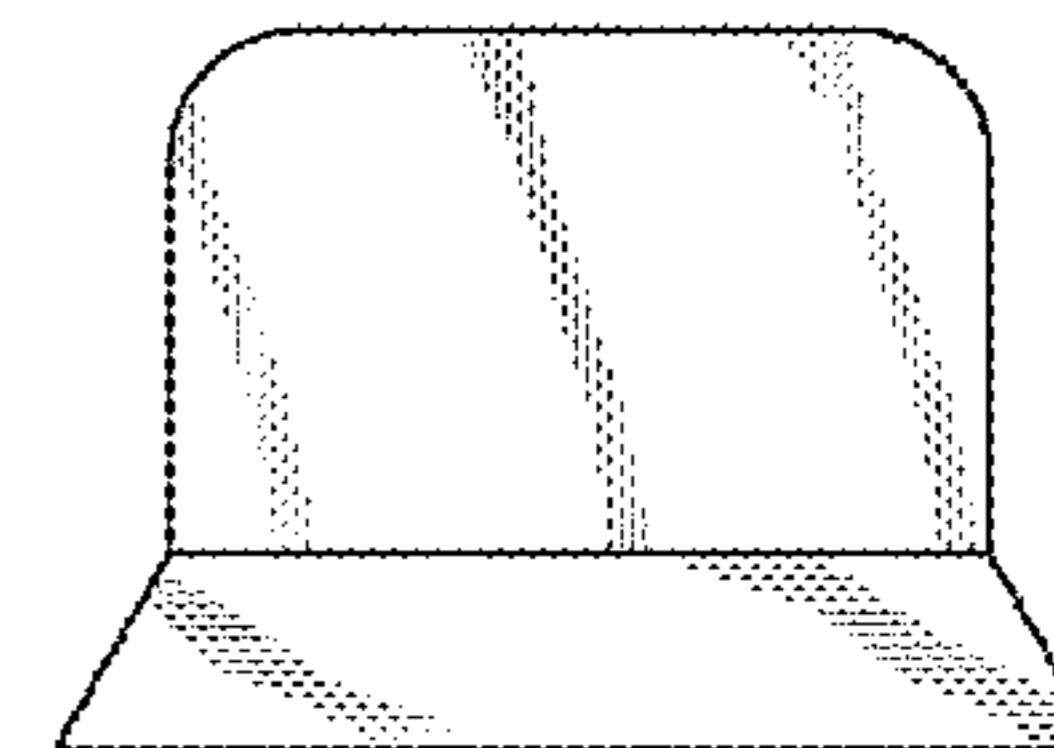
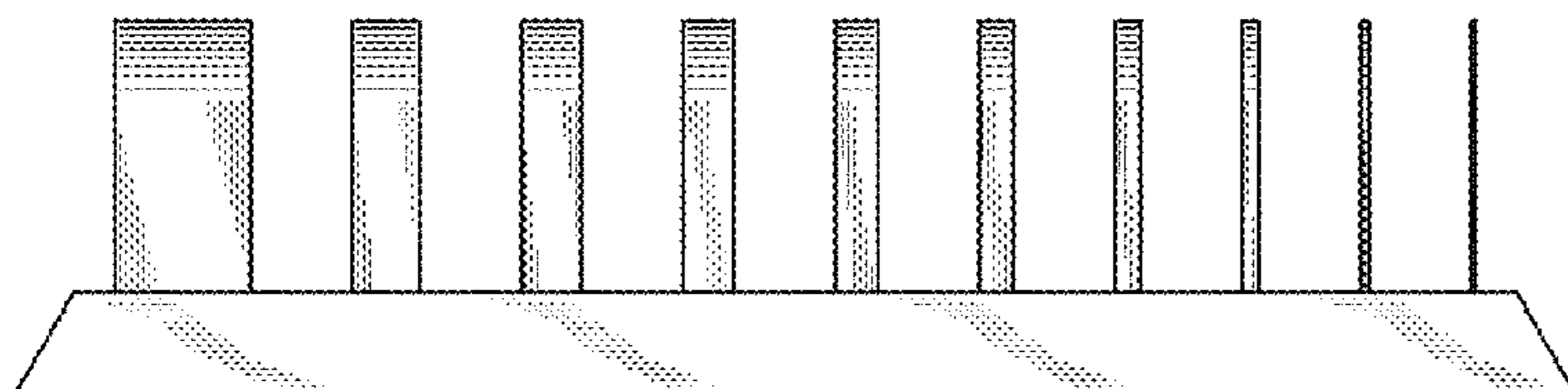
FIG. 1 is a perspective view of a demonstration display, showing our new design;
FIG. 2 is a top plan view thereof;
FIG. 3 is a bottom plan view thereof;
FIG. 4 is a front elevation view thereof;
FIG. 5 is a rear elevation view thereof;
FIG. 6 is a first side elevation view thereof; and,
FIG. 7 is a second side elevation view thereof.

1 Claim, 2 Drawing Sheets

(56) **References Cited**

U.S. PATENT DOCUMENTS

802,402 A 10/1905 Martin
D59,691 S 11/1921 Sprader
4,177,570 A 12/1979 Hewitt
D274,919 S * 7/1984 Basaldua, Jr. D19/75
4,941,276 A 7/1990 Kanner
D321,722 S * 11/1991 Helm-Estabrooks D19/59
D332,708 S * 1/1993 Schmidt D6/407
D354,081 S * 1/1995 Ancona D19/69
D355,076 S * 2/1995 Soderling D19/90
D369,725 S 5/1996 Lansdowne
D385,919 S * 11/1997 Tomsen D19/60
D401,870 S * 12/1998 Veggerby D10/65



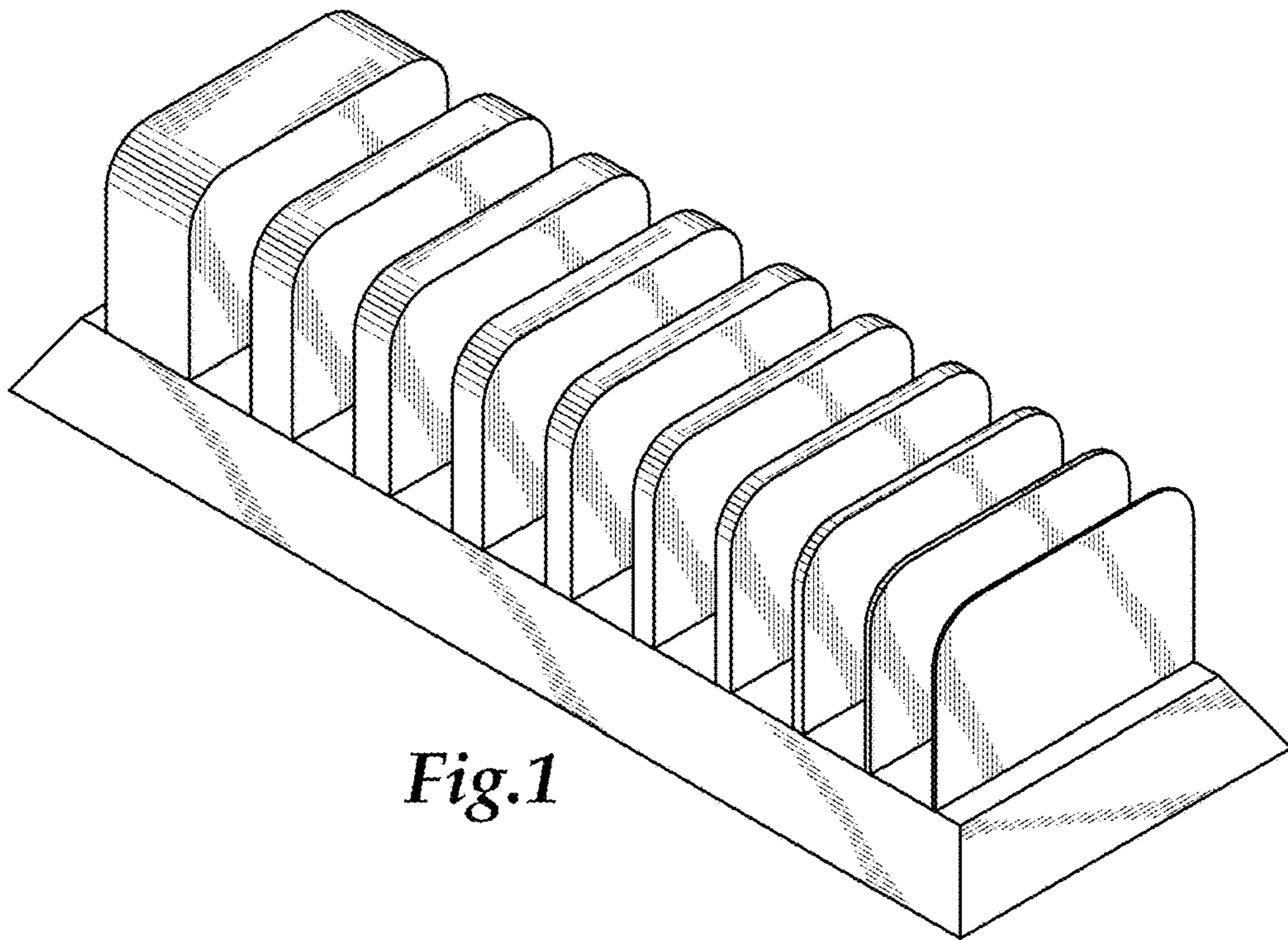


Fig.1

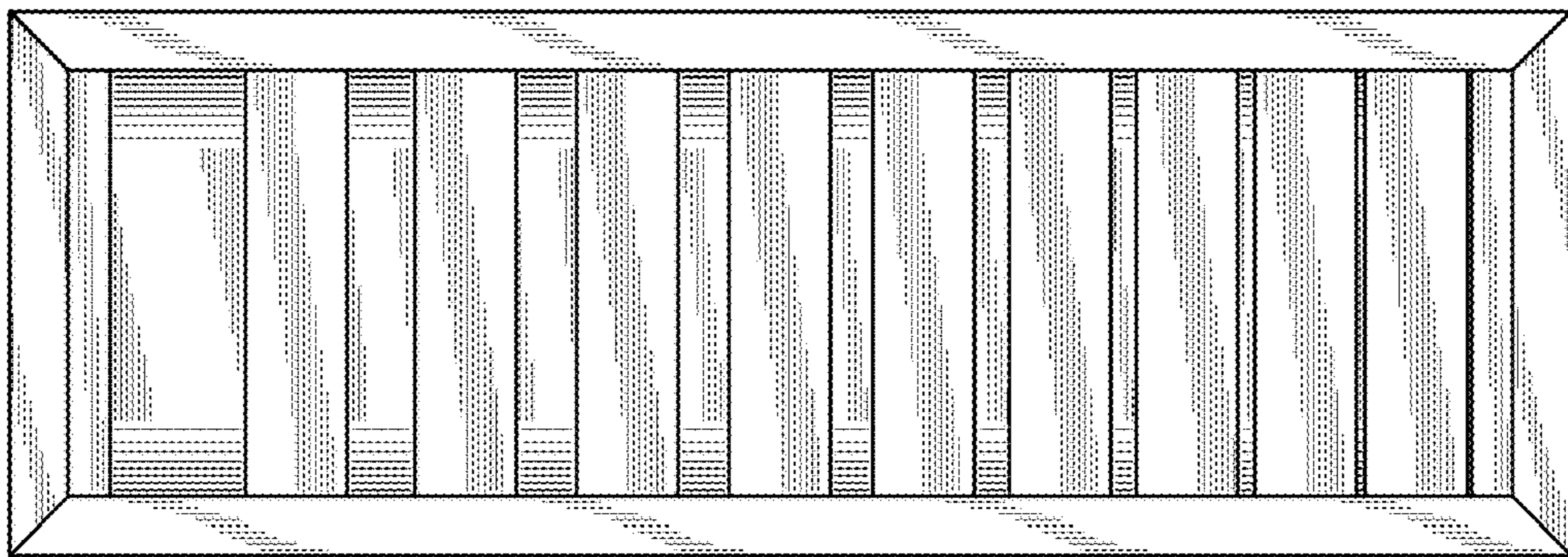


Fig.2




Fig.3

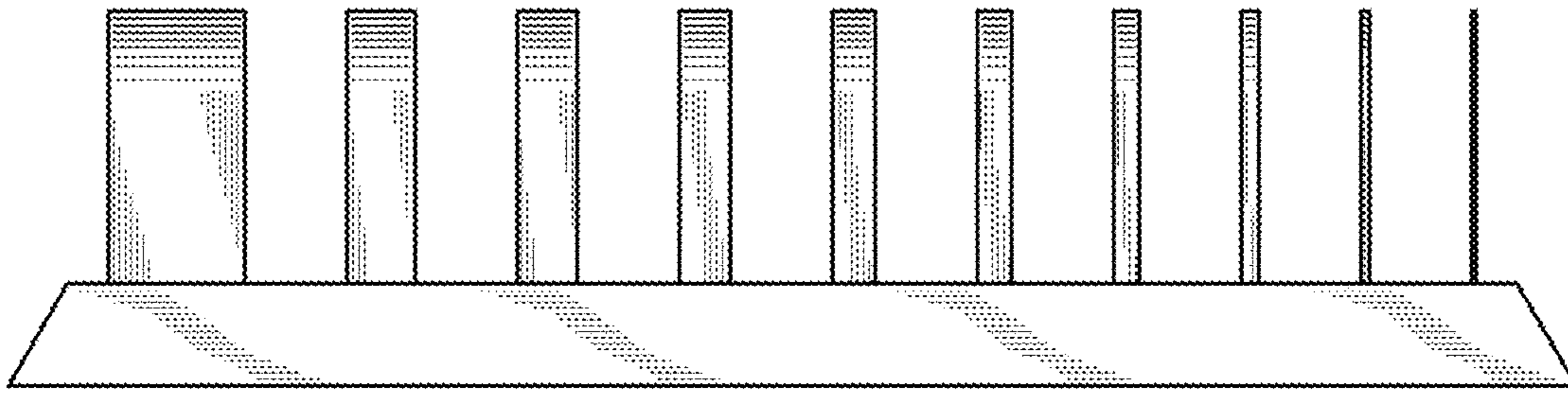


Fig.4

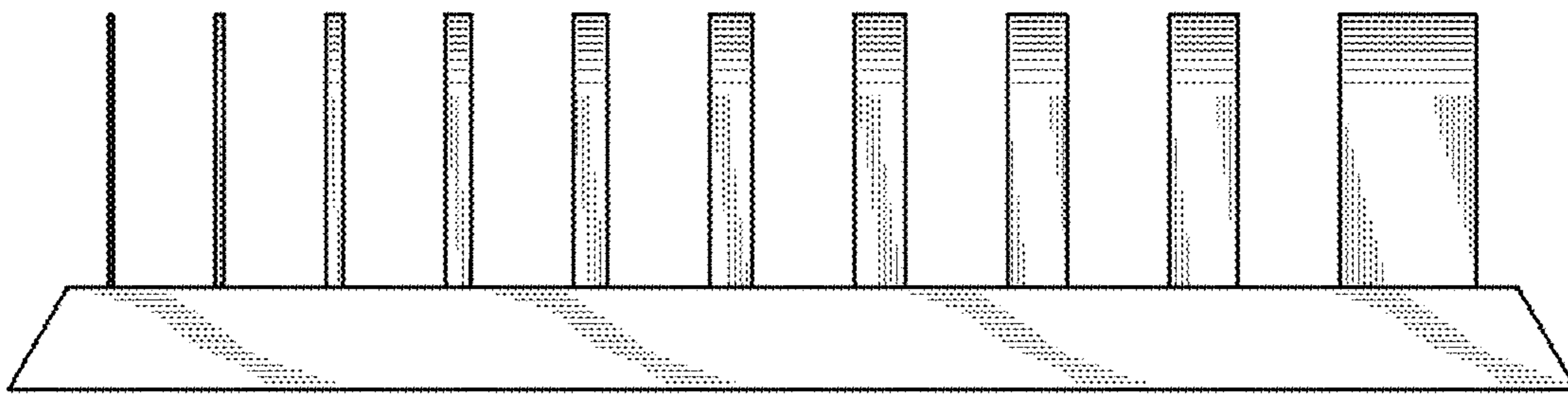


Fig.5

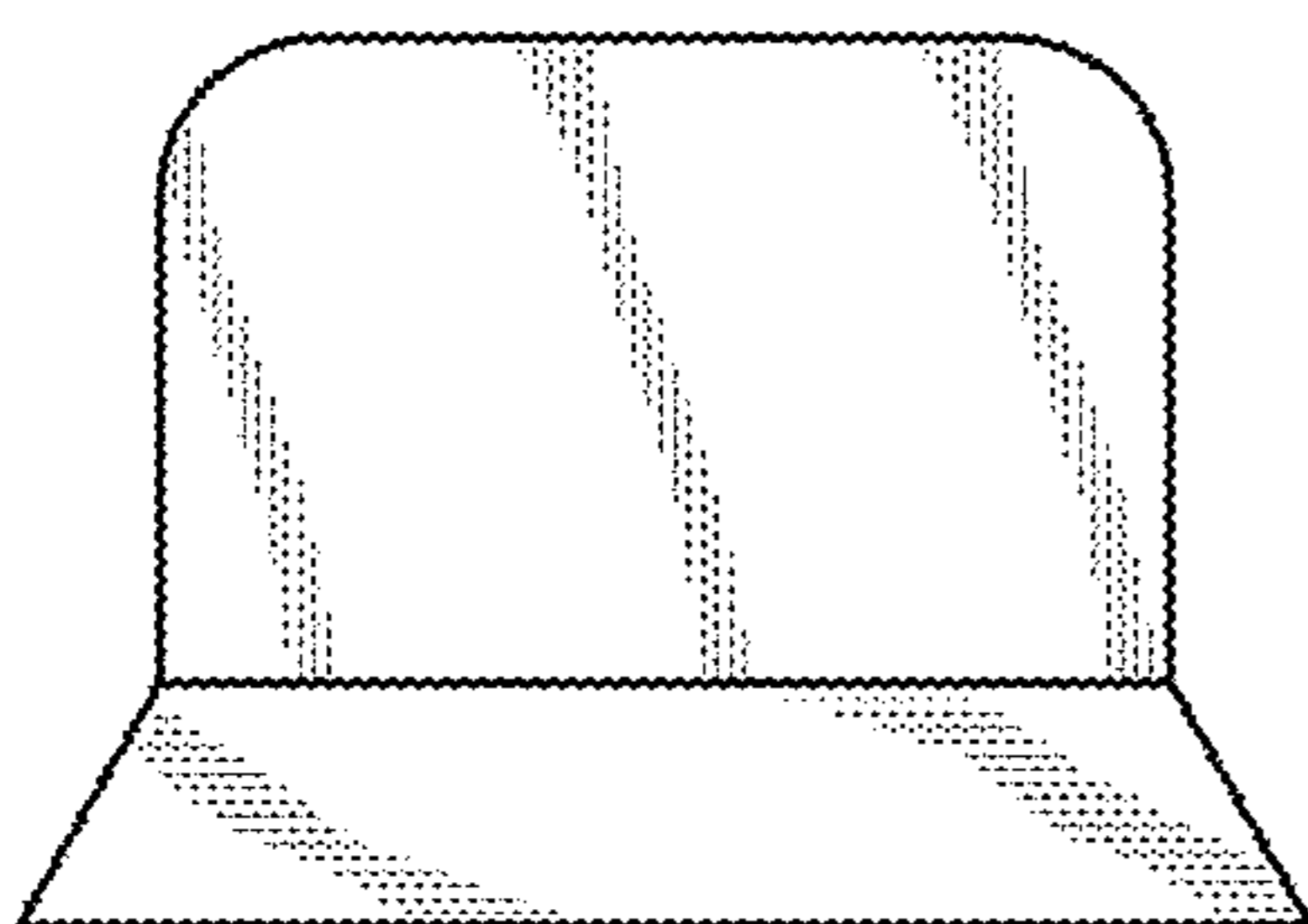


Fig.6

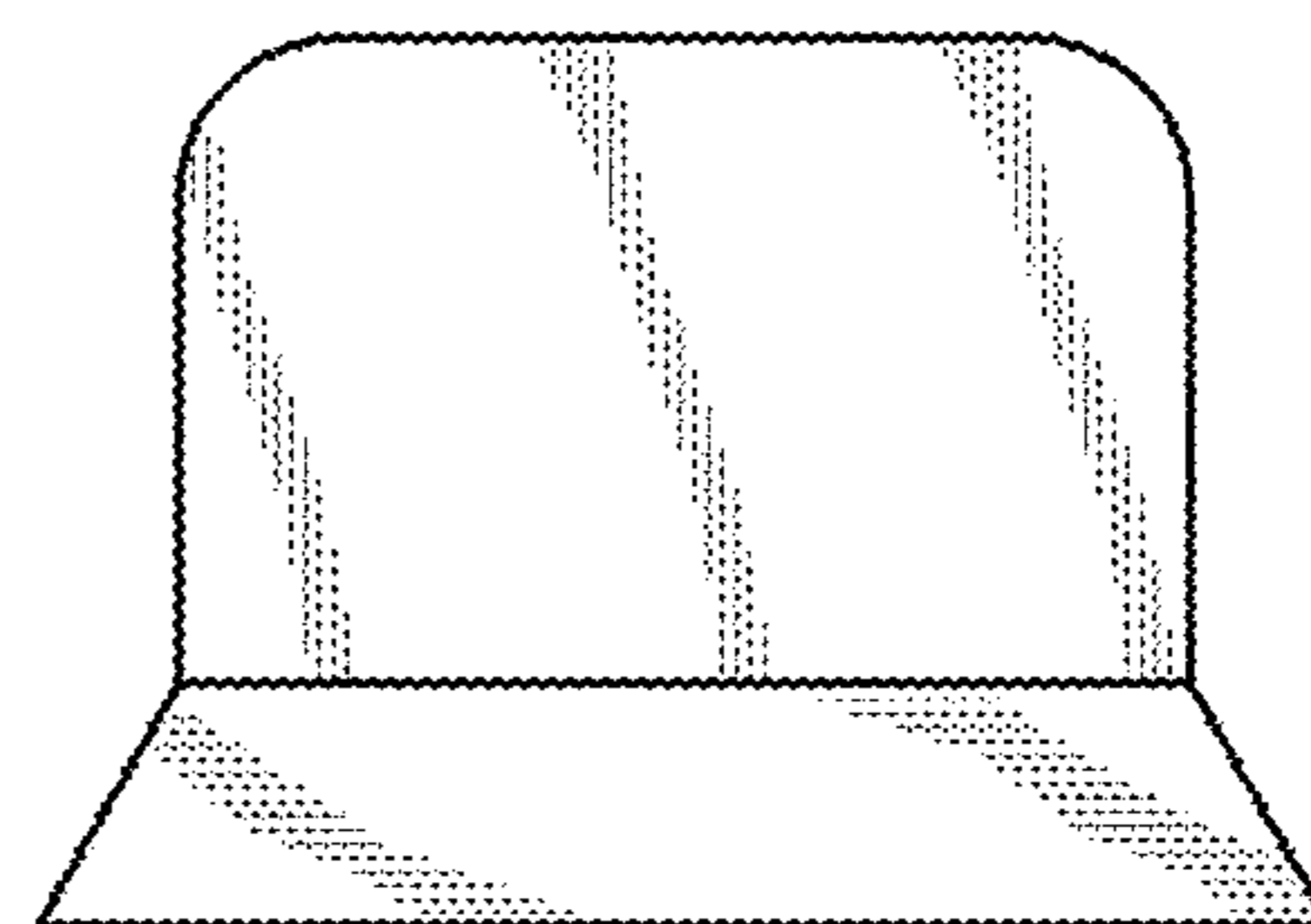


Fig.7