



US00D865838S

(12) **United States Design Patent**  
**Chen**

(10) **Patent No.:** **US D865,838 S**

(45) **Date of Patent:** **\*\* Nov. 5, 2019**

(54) **MONITORING CAMERA**

(71) Applicant: **Umbo CV Inc.**, Taipei (TW)

(72) Inventor: **Chao-Yi Chen**, Taipei (TW)

(73) Assignee: **UMBO CV INC.**, Taipei (TW)

(\*\*) Term: **15 Years**

(21) Appl. No.: **29/603,607**

(22) Filed: **May 11, 2017**

(30) **Foreign Application Priority Data**

Nov. 11, 2016 (TW) ..... 105306798

(51) **LOC (12) Cl.** ..... **16-01**

(52) **U.S. Cl.**  
USPC ..... **D16/203**

(58) **Field of Classification Search**

USPC ..... D16/200, 202–208, 218, 219, 242;  
348/143, 148, 151, 373–376; 396/419,  
396/427, 535, 539–541; 248/176.1, 187.1

CPC ..... G03B 17/02; G03B 19/04; G03B 17/56;  
G03B 17/04; G03B 15/03; H04N 5/2251;  
H04N 5/2252; H04N 5/2253; H04N  
5/2254; H04N 7/181; H04N 7/183; H04N  
7/18

See application file for complete search history.

(56) **References Cited**

**U.S. PATENT DOCUMENTS**

D336,654 S \* 6/1993 Kung ..... D16/133  
D350,146 S \* 8/1994 Wakayama ..... D16/133

D446,801 S \* 8/2001 Adachi ..... D16/203  
D618,717 S \* 6/2010 Frank ..... D16/203  
D623,676 S \* 9/2010 Yanagisawa ..... D16/133  
D666,660 S \* 9/2012 Amit ..... D16/203  
D679,308 S \* 4/2013 Park ..... D16/203  
D731,574 S \* 6/2015 Hallstrom ..... D16/203  
D732,100 S \* 6/2015 Jeong ..... D16/203  
D732,597 S \* 6/2015 Celler ..... D16/203  
D736,293 S \* 8/2015 Schmidt ..... D16/203  
D769,345 S \* 10/2016 Hinkel ..... D16/203  
D823,369 S \* 7/2018 Wang ..... D16/203

\* cited by examiner

*Primary Examiner* — Ramzi S Almatrahi

(74) *Attorney, Agent, or Firm* — Bacon & Thomas, PLLC

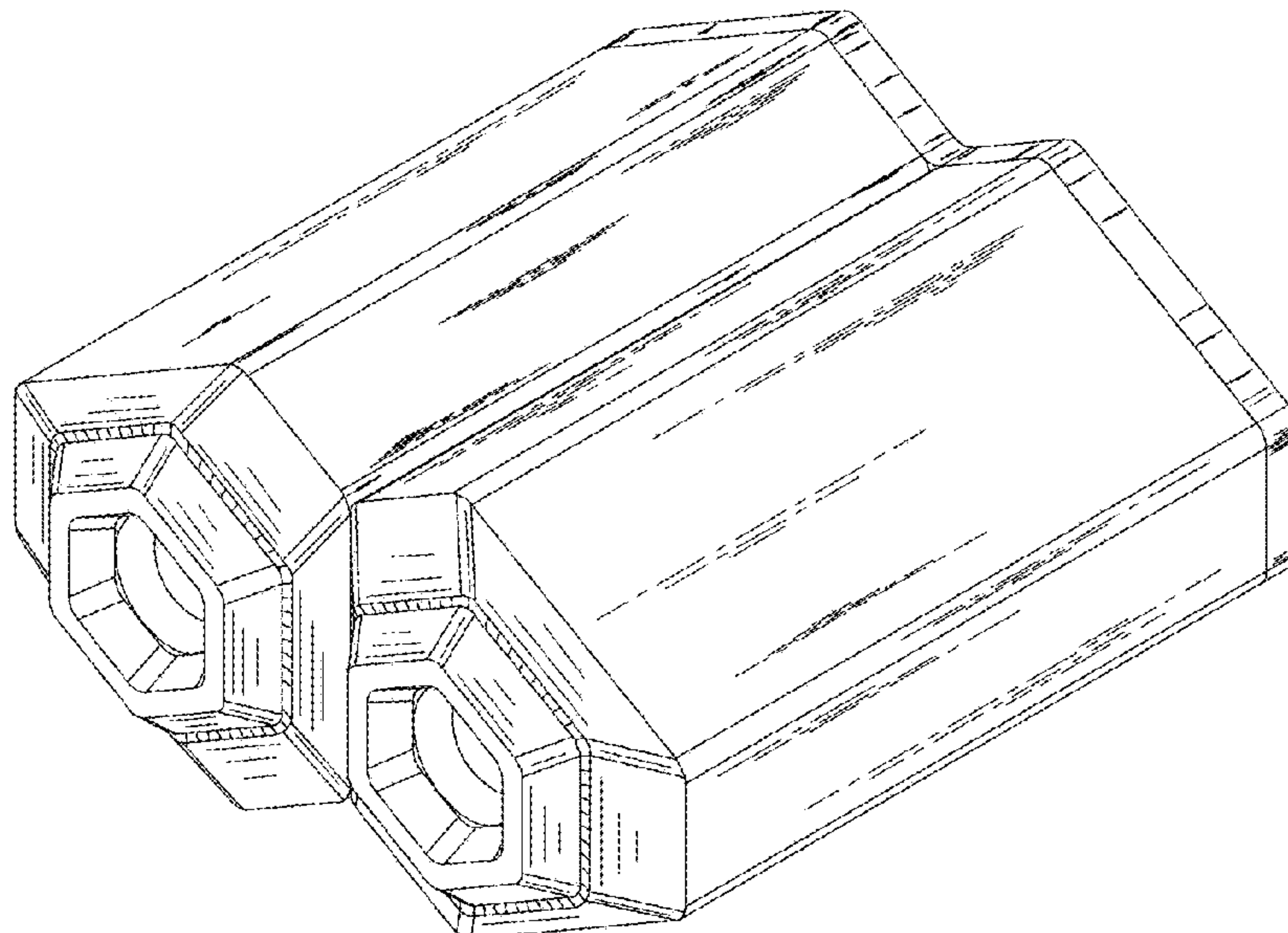
(57) **CLAIM**

The ornamental design for a monitoring camera, as shown and described.

**DESCRIPTION**

FIG. 1 is a perspective view of a monitoring camera showing my new design;  
FIG. 2 is a front elevation view thereof;  
FIG. 3 is a rear elevation view thereof;  
FIG. 4 is a left side elevation view thereof;  
FIG. 5 is a right side elevation view thereof;  
FIG. 6 is a top plan view thereof; and,  
FIG. 7 is a bottom plan view thereof.

**1 Claim, 7 Drawing Sheets**



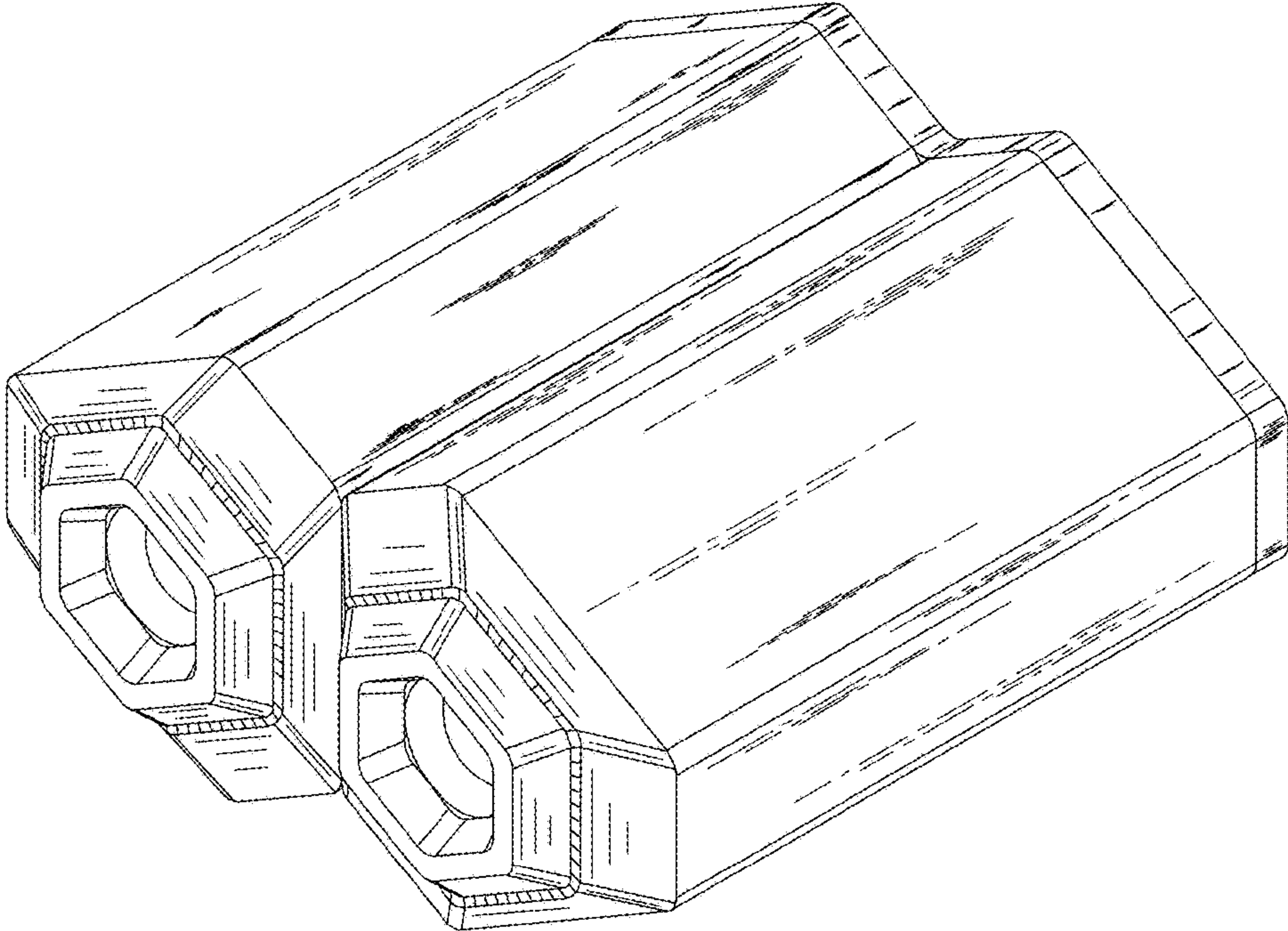


FIG. 1

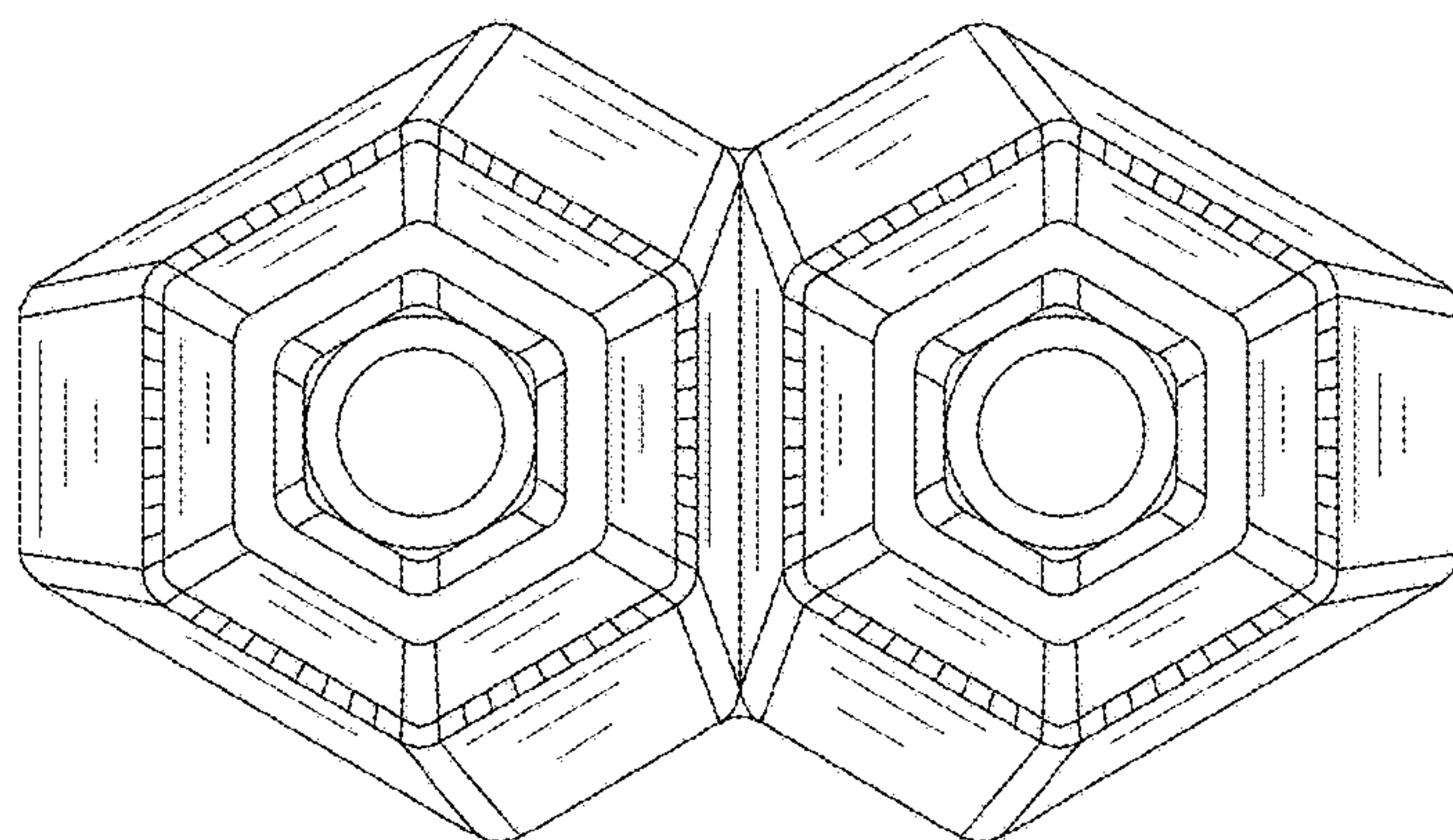


FIG. 2

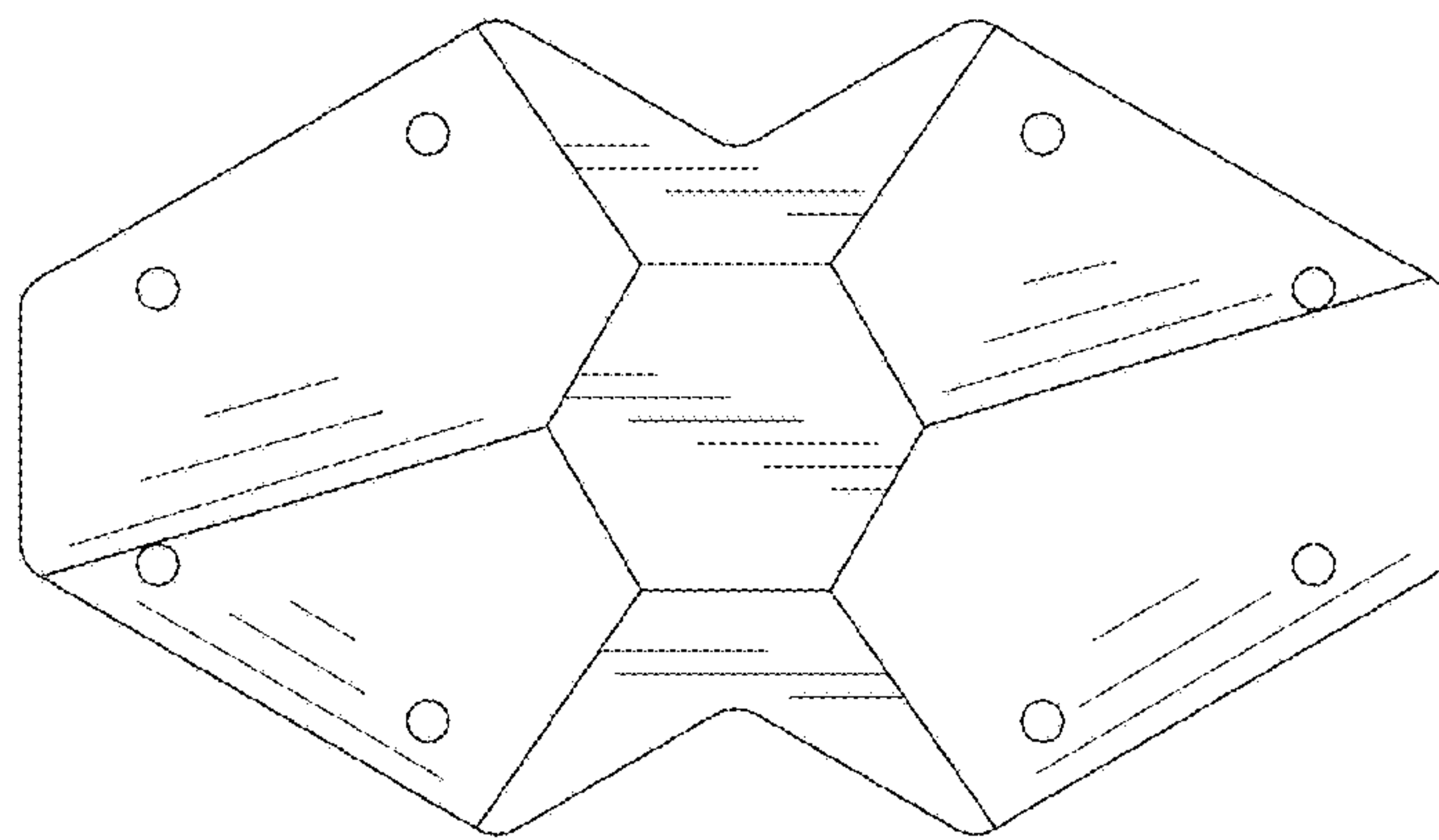


FIG. 3




FIG. 4




FIG. 5



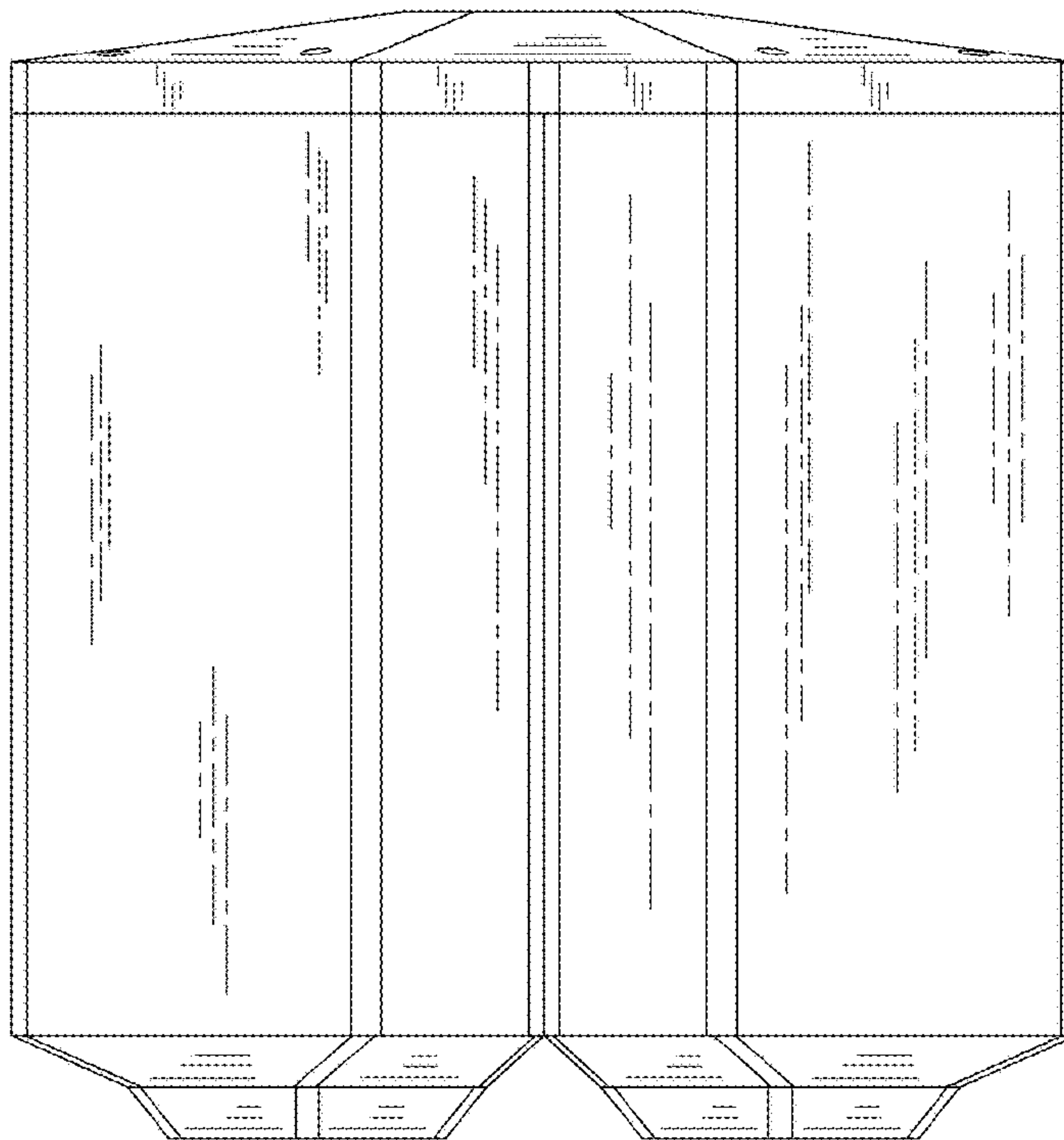


FIG. 6

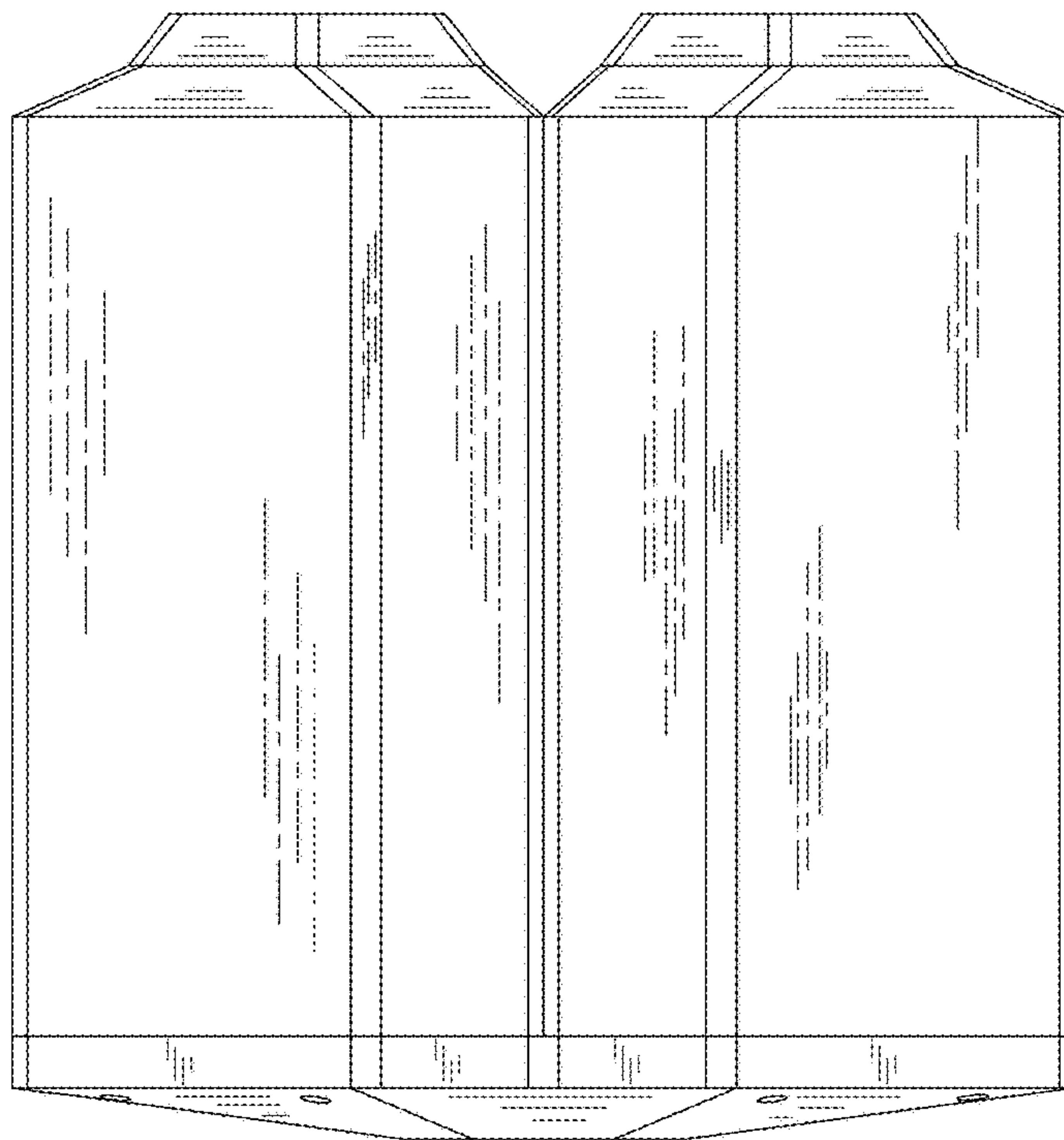


FIG. 7