



US00D865834S

(12) **United States Design Patent**  
**Tang**

(10) **Patent No.:** **US D865,834 S**

(45) **Date of Patent:** **\*\* Nov. 5, 2019**

(54) **VIDEO PEN CAMERA**

(71) Applicant: **Yijun Tang**, Changsha (CN)

(72) Inventor: **Yijun Tang**, Changsha (CN)

(\*\*) Term: **15 Years**

(21) Appl. No.: **29/699,265**

(22) Filed: **Jul. 24, 2019**

(51) **LOC (12) Cl.** ..... **16-01**

(52) **U.S. Cl.**

USPC ..... **D16/201**; D16/208; D19/171

(58) **Field of Classification Search**

USPC ..... D16/200, 202–208, 210, 218, 219;  
D14/411, 223–229; D19/35, 36, 41–51,  
D19/54–58, 115–204; 348/143, 148, 151,  
348/373–376; 396/419, 427, 535–541  
CPC ..... G03B 15/03; G03B 17/02; G03B 17/04;  
G03B 17/56; G03B 19/04; H04N 5/2251;  
H04N 5/2252; H04N 5/2253; H04N  
5/2254; H04N 2101/00; B43K 24/03;  
B43K 23/12; B43K 23/001; G09B 5/04  
See application file for complete search history.

(56) **References Cited**

**U.S. PATENT DOCUMENTS**

D389,131 S \* 1/1998 Nagaoka ..... D14/431  
D451,548 S \* 12/2001 Banasik ..... D19/176  
D530,372 S \* 10/2006 Sugino ..... D14/411  
D590,881 S \* 4/2009 Slemp ..... D19/171

D617,796 S 6/2010 Ando  
D669,933 S 10/2012 van der Lande  
8,670,027 B1 3/2014 Schaffer  
D719,164 S \* 12/2014 Laemle ..... D14/411  
D795,870 S \* 8/2017 Jentz ..... D14/388  
D800,817 S \* 10/2017 Sutton ..... D16/202  
D806,168 S \* 12/2017 Briggel ..... D19/172  
D818,043 S \* 5/2018 Zhao ..... D19/173  
D847,262 S \* 4/2019 Schnug ..... D19/171  
D853,489 S \* 7/2019 Nakata ..... D19/173  
D857,096 S \* 8/2019 Fan ..... D19/172  
2007/0176909 A1\* 8/2007 Pavlowski ..... G06F 3/03545  
345/179

\* cited by examiner

*Primary Examiner* — Ramzi S Almatrahi

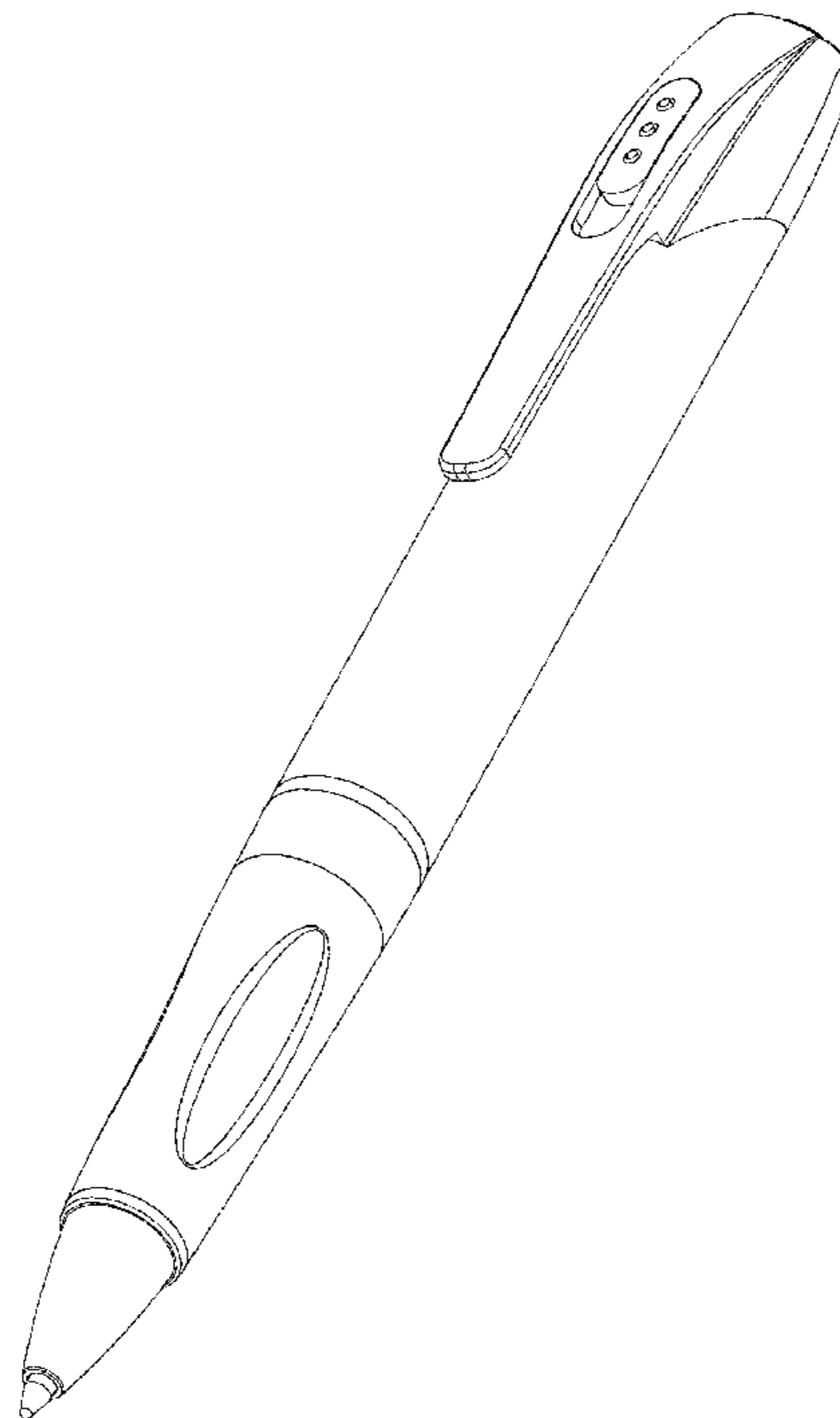
(57) **CLAIM**

The ornamental design for a video pen camera, as shown and described.

**DESCRIPTION**

FIG. 1 is a perspective view of a video pen camera showing my design;  
FIG. 2 is a front view thereof;  
FIG. 3 is a back view thereof;  
FIG. 4 is a left side view thereof;  
FIG. 5 is a right side view thereof;  
FIG. 6 is a top view thereof; and,  
FIG. 7 is a bottom view thereof.

**1 Claim, 7 Drawing Sheets**



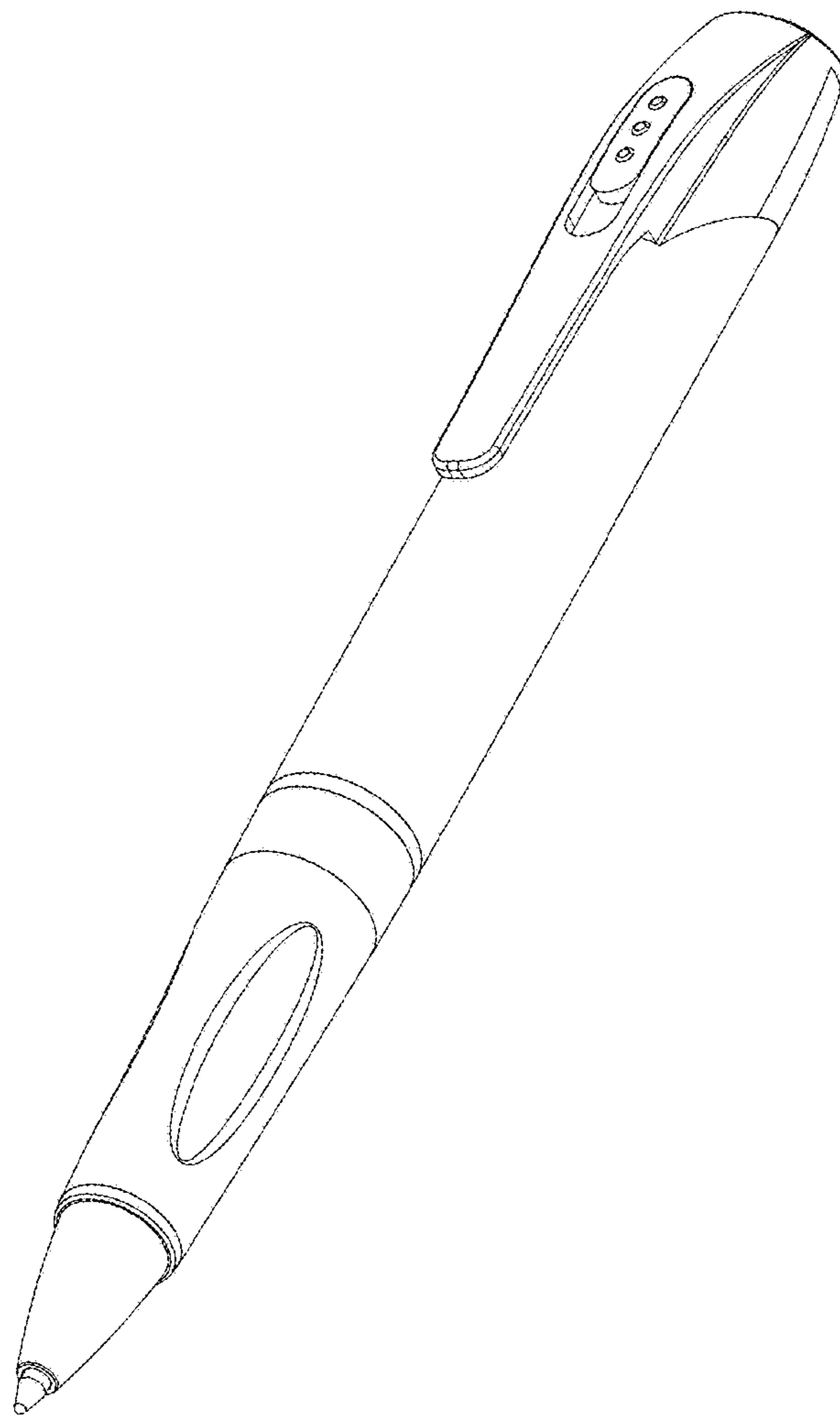


FIG. 1




FIG. 2




FIG. 3




FIG. 4




FIG. 5

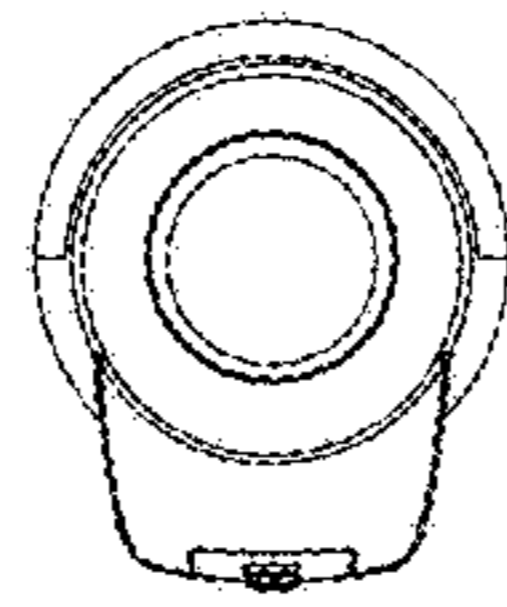


FIG. 6

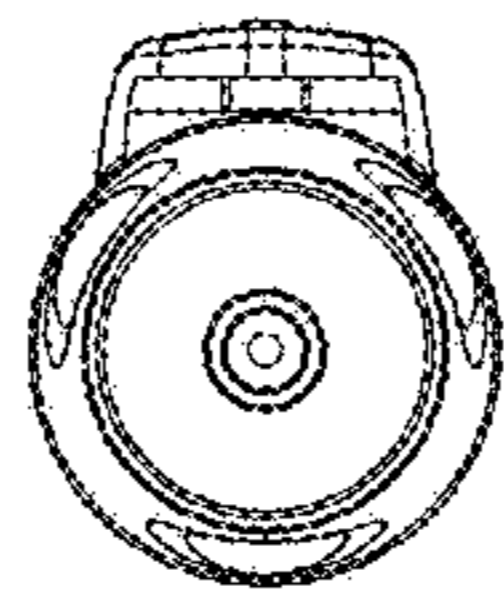


FIG. 7