



US00D865821S

(12) **United States Design Patent**
Richardson

(10) **Patent No.:** **US D865,821 S**

(45) **Date of Patent:** **** Nov. 5, 2019**

(54) **ICE CUBE TRAY**

(71) Applicant: **Odis Richardson**, Columbia, SC (US)

(72) Inventor: **Odis Richardson**, Columbia, SC (US)

(**) Term: **15 Years**

(21) Appl. No.: **29/647,721**

(22) Filed: **May 15, 2018**

(51) **LOC (12) Cl.** **15-07**

(52) **U.S. Cl.**
USPC **D15/90**

(58) **Field of Classification Search**
USPC D15/90; D9/680; D1/106-115;
D7/672-677

CPC F25B 2600/112; F25B 21/02; F25B
2700/02; F25B 21/04; F25B 2321/0251;
F25B 25/005; F25B 2321/021; F25B
2321/0212; F25B 2321/025; F25B
2700/2107; F25B 27/00; F25B 41/043;
F25B 5/02

See application file for complete search history.

(56) **References Cited**

U.S. PATENT DOCUMENTS

D433,691 S * 11/2000 Cauley D15/90
D658,216 S * 4/2012 Sorensen D15/90

D665,000 S * 8/2012 Morelli D15/90
D665,430 S * 8/2012 Sorensen D15/90
D804,544 S * 12/2017 Richardson D15/90
D804,545 S * 12/2017 Richardson D15/90
D804,546 S * 12/2017 Richardson D15/90
D804,547 S * 12/2017 Richardson D15/90
D810,153 S * 2/2018 Hume D15/90

* cited by examiner

Primary Examiner — Khawaja Anwar

(74) *Attorney, Agent, or Firm* — Dunlap Bennett &
Ludwig PLLC; Brendan E. Squire

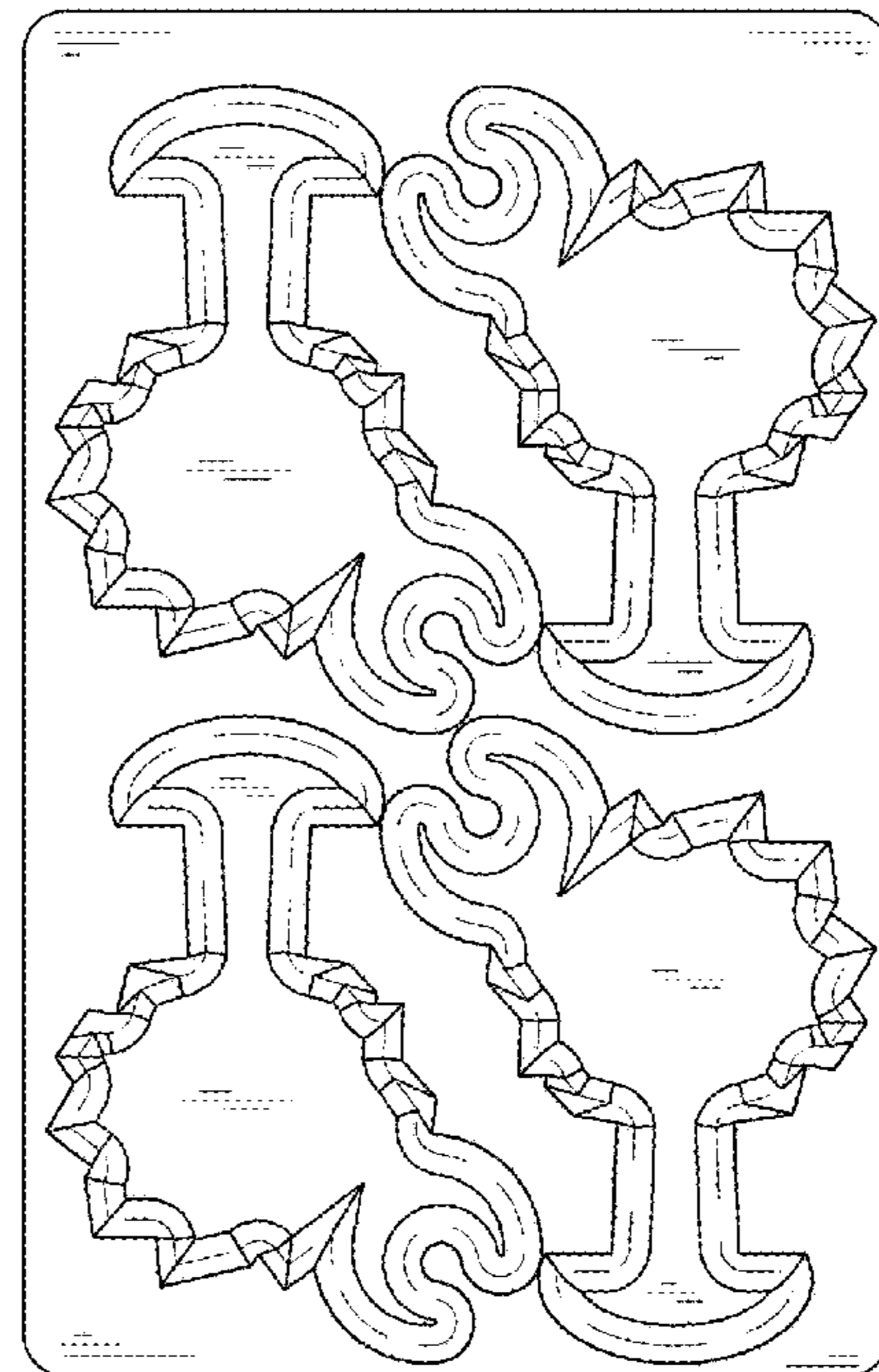
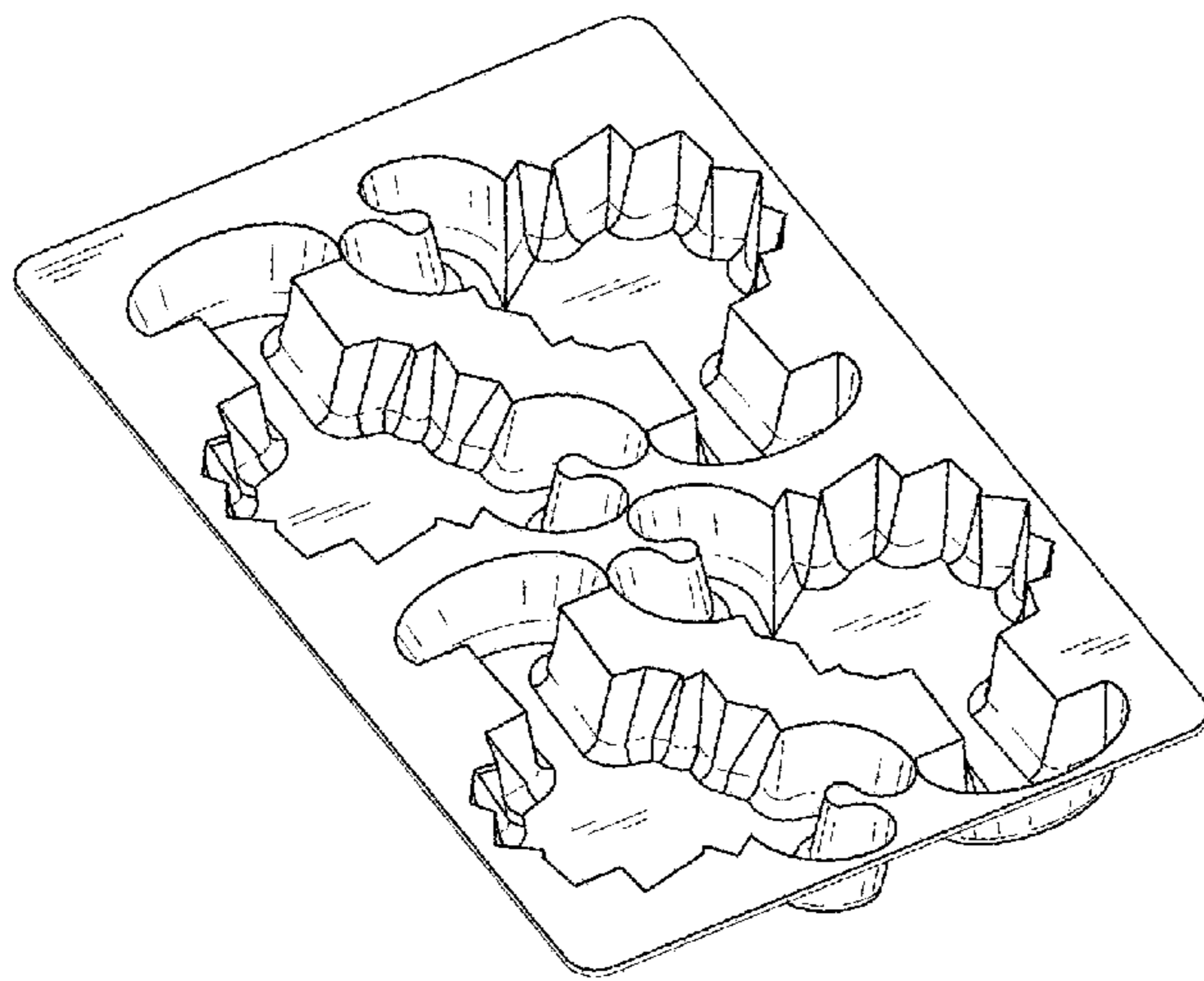
(57) **CLAIM**

The ornamental design for an ice cube tray, as shown and described.

DESCRIPTION

FIG. 1 is a front perspective view of an ice cube tray showing my new design;
FIG. 2 is a front elevation view thereof;
FIG. 3 is a rear elevation view thereof;
FIG. 4 is a left side elevation view thereof;
FIG. 5 is a right side elevation view thereof;
FIG. 6 is a top plan view thereof; and,
FIG. 7 is a bottom plan view thereof.

1 Claim, 4 Drawing Sheets



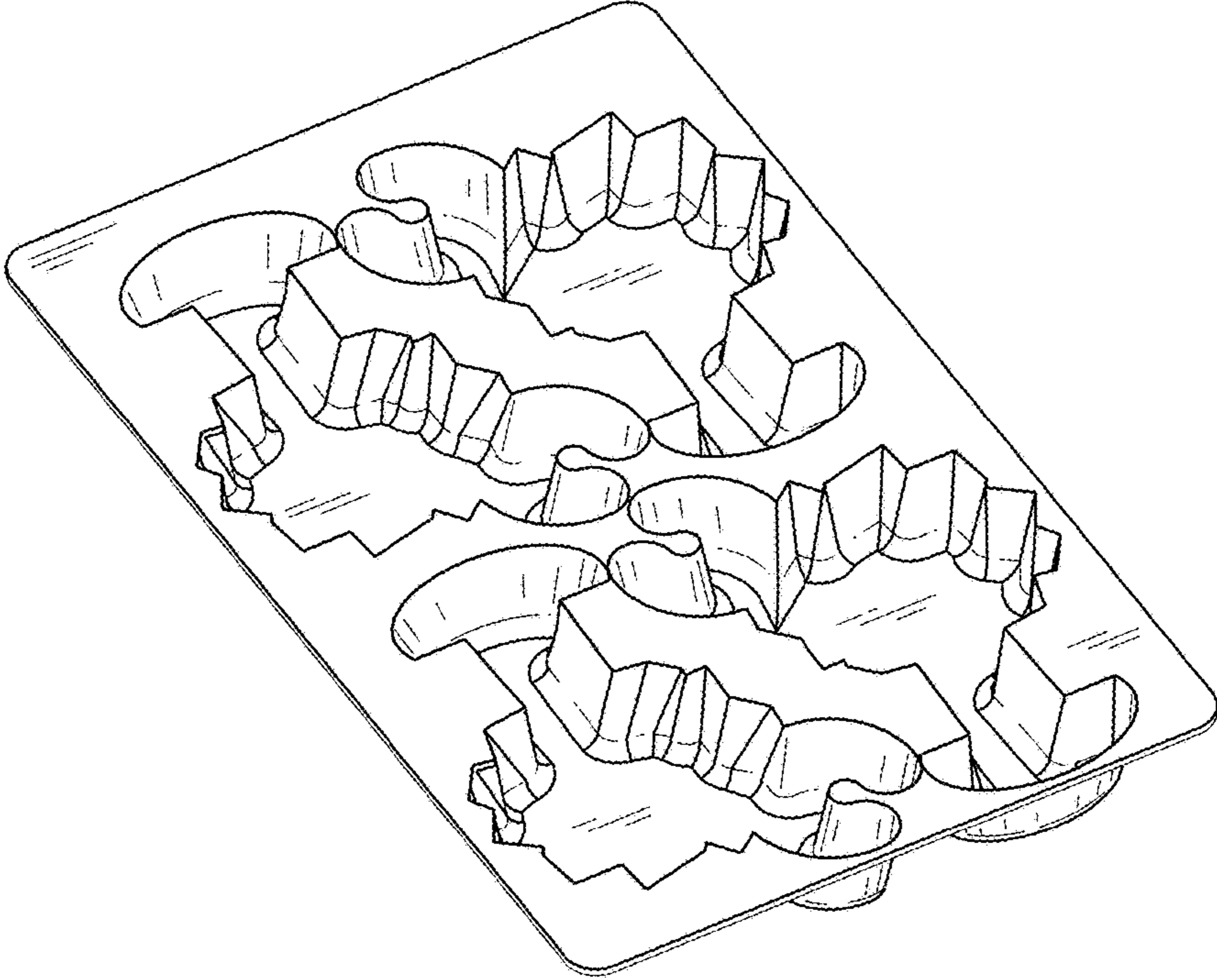


FIG. 1



FIG. 2



FIG. 3



FIG. 4



FIG. 5

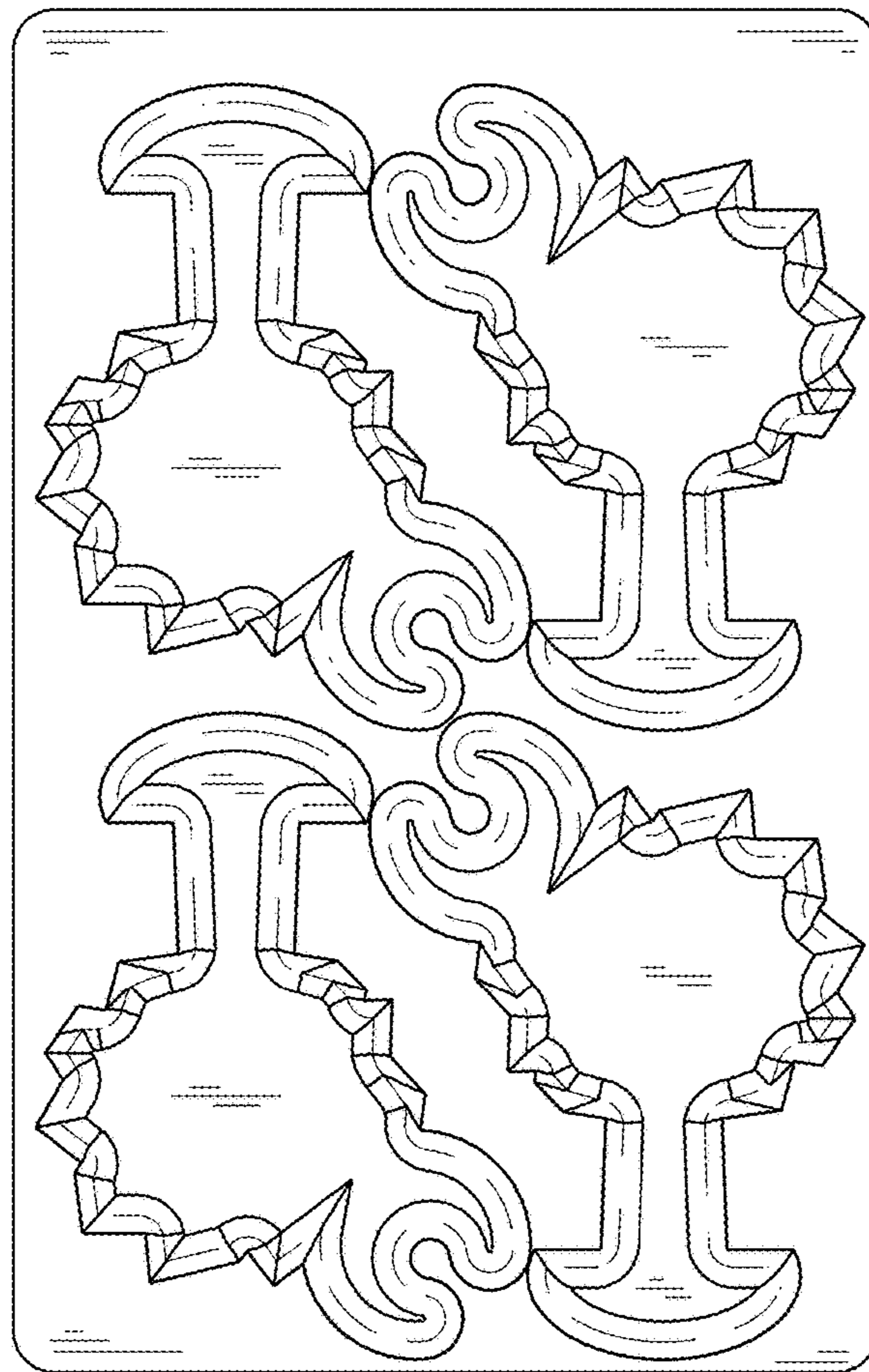


FIG. 6




FIG. 7