

US00D865814S

(12) **United States Design Patent** (10) **Patent No.:** **US D865,814 S**
Kim et al. (45) **Date of Patent:** **** Nov. 5, 2019**

(54) **DISPLAY SCREEN OR PORTION THEREOF WITH ICON**

(71) Applicant: **Samsung Electronics Co., Ltd.**,
Suwon-si (KR)

(72) Inventors: **June-Seok Kim**, Seoul (KR);
Kyoungsoo Youn, Suwon-si (KR);
Jaehan Lee, Suwon-si (KR); **Hoyoung Lee**, Seoul (KR); **Hoik Hwang**,
Hwaseong-si (KR)

(73) Assignee: **Samsung Electronics Co., Ltd.**,
Suwon-si (KR)

(**) Term: **15 Years**

(21) Appl. No.: **29/617,934**

(22) Filed: **Sep. 18, 2017**

(30) **Foreign Application Priority Data**

Mar. 27, 2017 (KR) 30-2017-0013991

(51) **LOC (12) Cl.** **14-04**

(52) **U.S. Cl.**
USPC **D14/495**

(58) **Field of Classification Search**

USPC D14/485–495
CPC G06F 3/048; G06F 3/0481; G06F 3/04812;
G06F 3/04815; G06F 3/04817; G06F
3/0482; G06F 3/0483; G06F 3/0484;
G06F 3/04842; G06F 3/04845

See application file for complete search history.

(56) **References Cited**

U.S. PATENT DOCUMENTS

D438,874 S * 3/2001 Flamini D14/495
D545,836 S * 7/2007 Haldimann D14/491

D572,726 S * 7/2008 Guimaraes D14/495
D679,730 S * 4/2013 Tyler D14/492
D681,052 S * 4/2013 Woo D14/492
D706,814 S * 6/2014 Phelan D14/489
D727,359 S * 4/2015 Myung D14/491
D730,404 S * 5/2015 Yu D14/495
D738,400 S * 9/2015 Bang D14/490
D742,920 S * 11/2015 Yu D14/491
D756,416 S * 5/2016 Lee D14/495
D757,115 S * 5/2016 Butcher D14/495
D764,545 S * 8/2016 Kadosh D14/492
D785,045 S * 4/2017 Coffman D14/492
D796,551 S * 9/2017 Park D14/495

* cited by examiner

Primary Examiner — Melanie H Tung

Assistant Examiner — Bao-Yen T Nguyen

(74) *Attorney, Agent, or Firm* — NSIP Law

(57) **CLAIM**

We claim the ornamental design for a display screen or portion thereof with icon, as shown and described.

DESCRIPTION

FIG. 1 is a front view of a first embodiment of a display screen or portion thereof with icon showing our new design; FIG. 2 is a second embodiment thereof; FIG. 3 is an enlarged view of the icon in FIG. 1, shown separately for clarity of illustration; and, FIG. 4 is an enlarged view of the icon in FIG. 2, shown separately for clarity of illustration. The broken line perimeter in FIGS. 1 through 2 shows a display screen or portion thereof and forms no part of the claimed design.

1 Claim, 4 Drawing Sheets




FIG. 1




FIG. 2




FIG. 3




FIG. 4

