

US00D865812S

(12) **United States Design Patent** (10) **Patent No.:** **US D865,812 S**
Park et al. (45) **Date of Patent:** **** Nov. 5, 2019**

(54) **DISPLAY SCREEN OR PORTION THEREOF WITH ICON**

FOREIGN PATENT DOCUMENTS

(71) Applicant: **Samsung Electronics Co., Ltd.**, Suwon-si (KR)

EM 002466714-0009 5/2014
EM 002559484-0001 10/2014

(Continued)

(72) Inventors: **Eujin L. Park**, San Jose, CA (US); **Kim Im**, San Jose, CA (US); **Min Peng**, San Mateo, CA (US)

OTHER PUBLICATIONS

(73) Assignee: **SAMSUNG ELECTRONICS CO., LTD.**, Gyeonggi-Do (KR)

Trademark Serial No. 88300724, Feb. 13, 2019 (filing date), First used in commerce—Apr. 30, 2017, (Applicant) Z3 Enterprises LLC Limited Liability Company Oklahoma, Trademark Electronic Service System (TESS).*

(Continued)

(**) Term: **15 Years**

Primary Examiner — Philip S Hyder

(21) Appl. No.: **29/642,669**

Assistant Examiner — Cary M Robinson

(22) Filed: **Mar. 30, 2018**

(74) *Attorney, Agent, or Firm* — Cantor Colburn LLP

(51) **LOC (12) Cl.** **14-04**

(52) **U.S. Cl.**
USPC **D14/492**

(57) **CLAIM**

(58) **Field of Classification Search**
USPC D14/485–495
CPC ... B60K 37/00; G06F 3/0481; G06F 3/04845; G06F 3/04817; G06F 17/212; G06F 19/3406; G06T 13/80; G06T 15/02
See application file for complete search history.

The ornamental design for display screen or portion thereof with icon, as shown and described.

DESCRIPTION

(56) **References Cited**

U.S. PATENT DOCUMENTS

D393,252 S *	4/1998	Cappa	D14/494
D396,035 S *	7/1998	Cappa	D14/495
D396,036 S *	7/1998	Cappa	D14/495
D396,037 S *	7/1998	Cappa	D14/495
D414,477 S *	9/1999	Cappa	D14/495
D635,992 S *	4/2011	Mays	D14/495
D671,142 S *	11/2012	Manlapaz	D14/489
D713,417 S *	9/2014	Daniel	D14/492
8,860,749 B1 *	10/2014	Ainslie	G09G 5/026 345/589
D723,585 S	3/2015	Brunner et al.		
D735,235 S *	7/2015	Zhou	D14/487
D742,414 S *	11/2015	Brunner	D14/492

(Continued)


FIG. 1 is a front view of a display screen or portion thereof with icon showing our new design in accordance with a first embodiment; and,

FIG. 2 is a front view of a display screen or portion thereof with icon showing our new design in accordance with a second embodiment.

The outermost set of broken lines and the broken line showing of rounded shapes illustrate an electronic device, the broken line at the periphery of the figure illustrates the display screen or portion thereof, and the remaining broken lines illustrate portions of icon. None of the broken lines form part of the claimed design.

The gray scale shading shown in FIG. 2 illustrates contrast in appearance.

1 Claim, 2 Drawing Sheets






FIG. 1




FIG. 2