



US00D865802S

(12) **United States Design Patent** (10) **Patent No.:** **US D865,802 S**  
**Lee et al.** (45) **Date of Patent:** **\*\* Nov. 5, 2019**

(54) **DISPLAY SCREEN OR PORTION THEREOF WITH ICON**

(71) Applicant: **Samsung Electronics Co., Ltd.**,  
Suwon-si (KR)  
(72) Inventors: **Hyun Yeul Lee**, Seoul (KR);  
**Youngseong Kim**, Seoul (KR);  
**Hyosang Bang**, Seoul (KR); **Insheik**  
**Martin Jung**, Seattle, WA (US)  
(73) Assignee: **SAMSUNG ELECTRONICS CO.,**  
**LTD.**, Suwon-si (KR)

(\*\*) Term: **15 Years**

(21) Appl. No.: **29/614,310**

(22) Filed: **Aug. 17, 2017**

(30) **Foreign Application Priority Data**

Feb. 22, 2017 (KR) ..... 30-2017-0008499

(51) **LOC (12) Cl.** ..... **14-04**

(52) **U.S. Cl.**  
USPC ..... **D14/489**

(58) **Field of Classification Search**  
USPC ..... D14/485–495  
CPC .... G06F 3/048; G06F 3/0481; G06F 3/04812;  
G06F 3/04815; G06F 3/04817; G06F  
3/0482; G06F 3/0483; G06F 3/0484;  
G06F 3/04842; G06F 3/04845  
See application file for complete search history.

(56) **References Cited**

U.S. PATENT DOCUMENTS

D487,468 S \* 3/2004 Glaser ..... D14/489  
D593,571 S \* 6/2009 Ball ..... D14/485  
D665,409 S \* 8/2012 Gupta ..... D14/488

(Continued)

OTHER PUBLICATIONS

Roundicons.com, "Interface" Mar. 29, 2015 <https://www.iconfinder.com/iconsets/interface-7>.\*

(Continued)

*Primary Examiner* — Melanie H Tung  
*Assistant Examiner* — Bao-Yen T Nguyen  
(74) *Attorney, Agent, or Firm* — McAndrews Held & Malloy, Ltd.


(57) **CLAIM**

The ornamental design for a display screen or portion thereof with icon, as shown and described.

**DESCRIPTION**

FIG. 1 is the front view of a display screen or portion thereof with icon showing our new design according to a first embodiment;  
FIG. 2 is the front view of a display screen or portion thereof with icon showing our new design according to a second embodiment;  
FIG. 3 is the front view of a display screen or portion thereof with icon showing our new design according to a third embodiment;  
FIG. 4 is the front view of a display screen or portion thereof with icon showing our new design according to a fourth embodiment;  
FIG. 5 is an enlarged view of the icon in FIG. 1, shown separately for clarity of illustration;  
FIG. 6 is an enlarged view of the icon in FIG. 2, shown separately for clarity of illustration;  
FIG. 7 is an enlarged view of the icon in FIG. 3, shown separately for clarity of illustration; and,  
FIG. 8 is an enlarged view of the icon in FIG. 4, shown separately for clarity of illustration.  
The outer perimeter illustrated by broken lines in FIGS. 1 to 4 illustrates a display screen or portion thereof and forms no part of the claimed design. The remaining broken lines in the figures illustrate portions of the icon that form no part of the claimed design.

**1 Claim, 8 Drawing Sheets**



(56)

**References Cited**

U.S. PATENT DOCUMENTS

D688,699	S	*	8/2013	Gleasant	.....	D14/489
D697,531	S	*	1/2014	Phelan	.....	D14/489
D722,325	S	*	2/2015	Williams	.....	D14/489
D724,620	S	*	3/2015	Hansen	.....	D14/489
D745,047	S	*	12/2015	Torres	.....	D14/489
D755,834	S	*	5/2016	Park	.....	D14/489
D756,403	S	*	5/2016	Moon	.....	D14/489
D759,087	S	*	6/2016	Thov	.....	D14/487
D759,724	S	*	6/2016	Kim	.....	D14/495
D776,701	S	*	1/2017	Huang	.....	D14/486
D801,390	S	*	10/2017	Park	.....	D14/492
D802,623	S	*	11/2017	Arnold	.....	D14/489
D803,880	S	*	11/2017	Hohne	.....	D14/492
D816,714	S	*	5/2018	Oh	.....	D14/492
D820,309	S	*	6/2018	Rowe	.....	D14/489
D829,762	S	*	10/2018	Kwak	.....	D14/489
D829,764	S	*	10/2018	Clapper	.....	D14/489
D834,613	S	*	11/2018	Lee	.....	D14/492
D837,260	S	*	1/2019	Lee	.....	D14/491
D842,896	S	*	3/2019	Williams	.....	D14/489
D846,593	S	*	4/2019	Anzures	.....	D14/489
2007/0050811	A1	*	3/2007	Moriwaki	.....	H04N 5/44543 725/37
2008/0057926	A1	*	3/2008	Forstall	.....	G06F 3/0482 455/415
2016/0125214	A1	*	5/2016	Huang	.....	G06K 7/10811 235/462.11

OTHER PUBLICATIONS

Silvia Feraru, Commands 1" Jun. 11, 2018 <https://www.iconfinder.com/iconsets/commands-1-1>.\*

\* cited by examiner

FIG. 1




FIG. 2




FIG. 3



FIG. 4




FIG. 5




FIG. 6

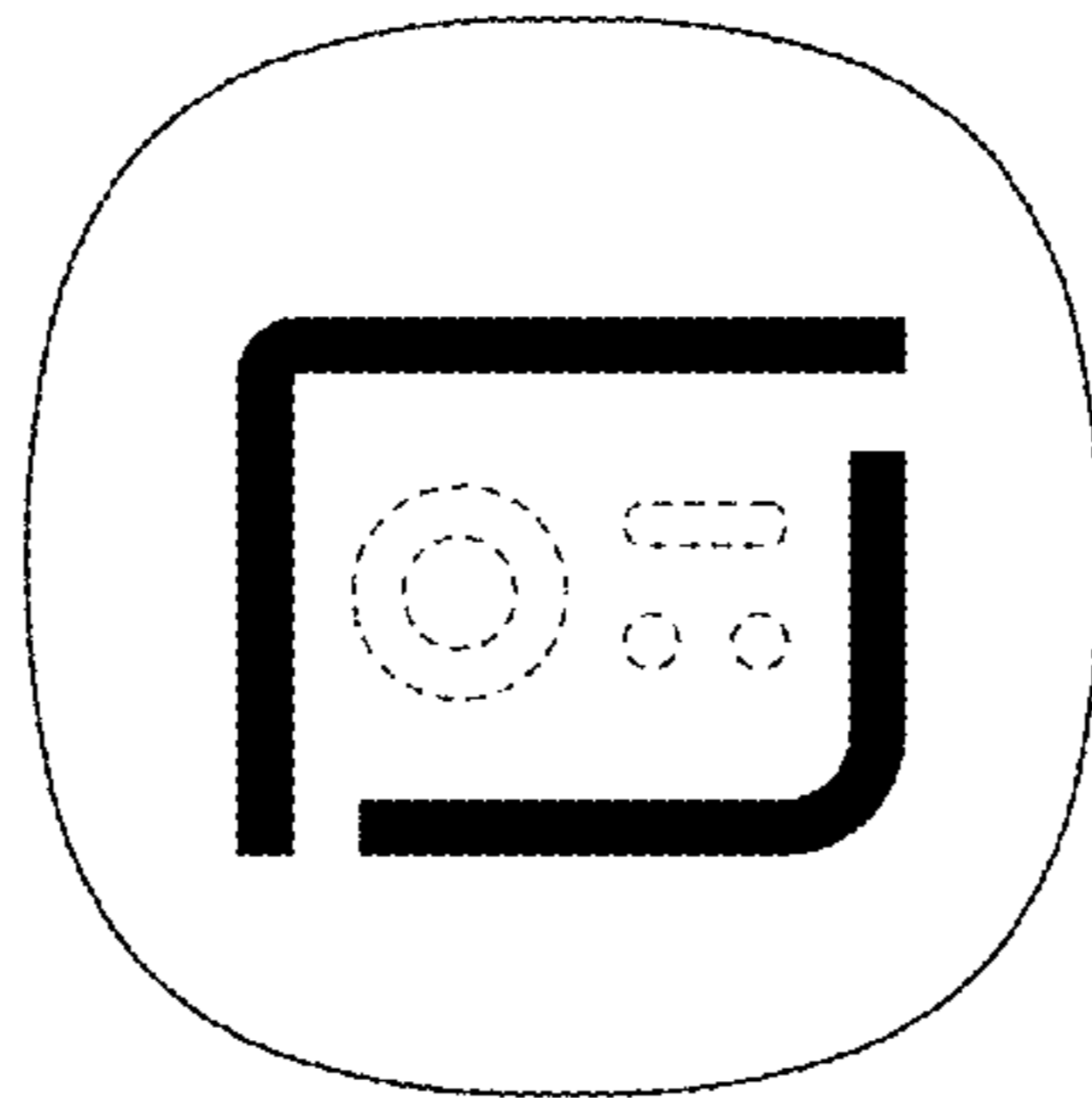




FIG. 7




FIG. 8

