



US00D865751S

(12) **United States Design Patent** (10) **Patent No.:** **US D865,751 S**
Richter (45) **Date of Patent:** **** *Nov. 5, 2019**

(54) **VENT-MOUNT HOLDING DEVICE**

(71) Applicant: **Harald Richter**, Englesbrand (DE)

(72) Inventor: **Harald Richter**, Englesbrand (DE)

(*) Notice: This patent is subject to a terminal disclaimer.

(**) Term: **15 Years**

(21) Appl. No.: **29/634,445**

(22) Filed: **Jan. 22, 2018**

(30) **Foreign Application Priority Data**

Aug. 7, 2017 (EM) 004136752

(51) **LOC (12) Cl.** **14-03**

(52) **U.S. Cl.**
USPC **D14/253; D12/415**

(58) **Field of Classification Search**
USPC D14/251–254, 217, 224, 224.1, 238.1,
D14/299, 434, 447, 451–452, 483;
D12/400, 415–426, 426.1, 114, 223;
D8/394; D6/513, 553, 567; D3/218;
D16/242, 245; D10/74

CPC B60R 11/00; B60R 11/02; B60R 11/0241;
B60R 11/0252; B60R 2011/0005; B60R
2011/0008; H04M 1/026; H04M 1/0266;
H04B 1/3877; A45F 2200/0516; A45F
2200/0525; H05K 5/0204; F16M 13/02;
F16M 13/022; F16M 13/04; F16M 11/04;
F16M 11/041; F16B 2/12; H01F 7/0252;
G03B 17/561; G03B 17/563

See application file for complete search history.

(56) **References Cited**

U.S. PATENT DOCUMENTS

D464,250 S * 10/2002 Warner D8/355
D684,980 S * 6/2013 Chun D14/447

(Continued)

OTHER PUBLICATIONS

Adjustable Car Air Vent Mount Holder Cradle Bracket for iPhone, online, no post date, <URL: <https://www.daraz.com.bd/products/adjustable-car-air-vent-mount-holder-cradle-bracket-for-iphone-whiteblack-i100373123-s1014300132.html> >, retrieved Mar. 28, 2019.*

(Continued)

Primary Examiner — Jeffrey D Asch

Assistant Examiner — Rebekah A Caruso

(74) *Attorney, Agent, or Firm* — John H. Thomas, P.C.

(57) **CLAIM**

The ornamental design for a vent-mount holding device, as shown and described.

DESCRIPTION

FIG. 1 is a left, front perspective view of a vent-mount holding device according to the design;

FIG. 2 is a right, front perspective view of the vent-mount holding device of FIG. 1;

FIG. 3 is a left, front bottom perspective view of the vent-mount holding device of FIG. 1;

FIG. 4 is a right, front bottom perspective view of the vent-mount holding device of FIG. 1;

FIG. 5 is a right side view of the vent-mount holding device of FIG. 1;

FIG. 6 is a left side view of the vent-mount holding device of FIG. 1;

FIG. 7 is a front view of the vent-mount holding device of FIG. 1;


FIG. 8 is a rear view of the vent-mount holding device of FIG. 1;

FIG. 9 is a bottom view of the vent-mount holding device of FIG. 1; and,

FIG. 10 is a top view of the vent-mount holding device of FIG. 1.

The broken lines in FIGS. 8 and 10 represent assembly clip holes, concentric circular surfaces, and a notched circular opening and form no part of the claimed design.

1 Claim, 10 Drawing Sheets



(56)

References Cited

U.S. PATENT DOCUMENTS

D696,674 S * 12/2013 Vogel D14/447
D729,222 S * 5/2015 Grziwok D14/253
D739,410 S * 9/2015 Chun D14/447
D797,748 S * 9/2017 Robinson D14/447
9,765,921 B2 * 9/2017 Vogel F16M 11/14
D802,404 S * 11/2017 Turksu D8/373
D807,339 S * 1/2018 Lan D14/253
D822,754 S * 7/2018 Fang D16/243
D823,847 S * 7/2018 Lebovitz D14/253
D825,547 S * 8/2018 Lin D14/253
2018/0134231 A1 * 5/2018 Richter B60R 11/00

OTHER PUBLICATIONS

Trust AIRA air vent mounted smartphone holder, online, no post date, <URL: <https://sklep.telforceone.pl/en-gb/product/2209587/2216582/trust-aira-air-vent-mounted-smartphone-holder>>, retrieved Mar. 28, 2019.*

* cited by examiner



FIG. 1




FIG. 2




FIG. 3




FIG. 4




FIG. 5




FIG. 6



FIG. 7

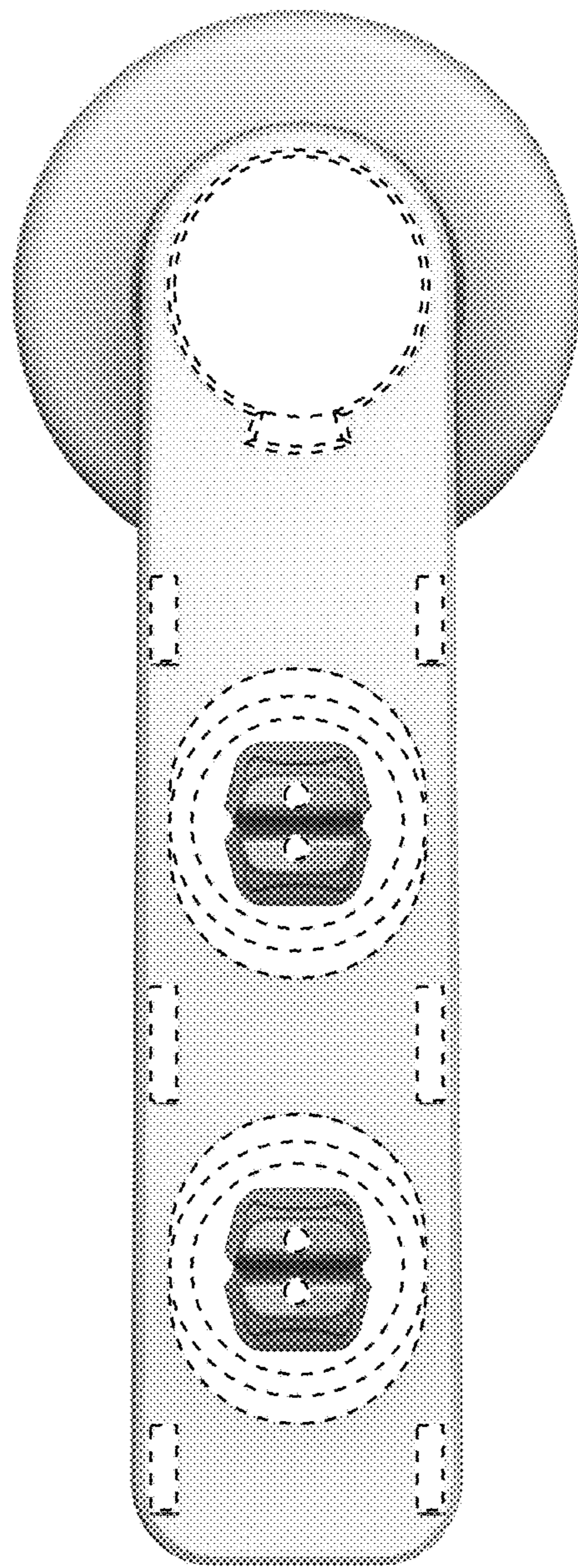


FIG. 8




FIG. 9

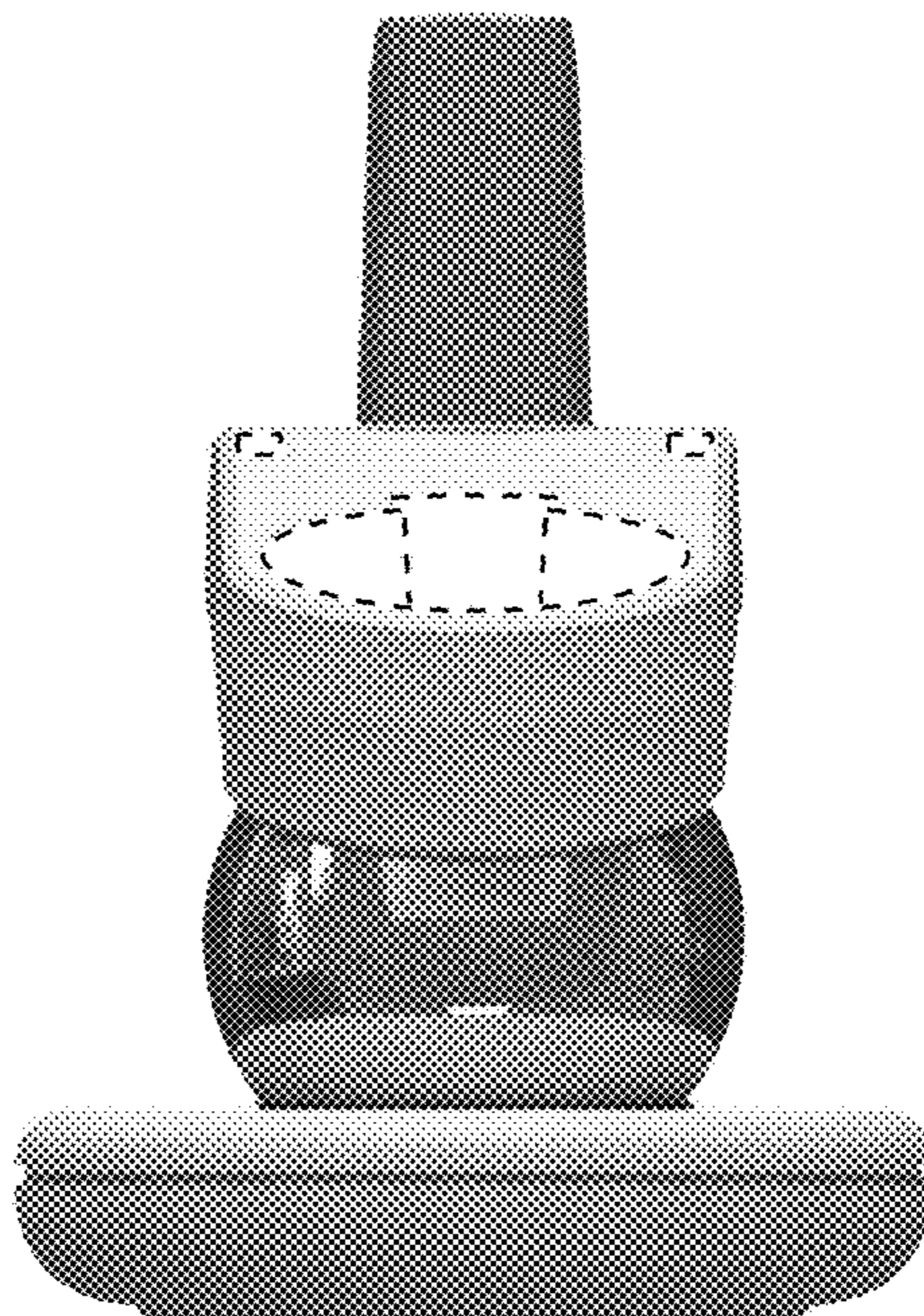


FIG. 10