



US00D865720S

(12) **United States Design Patent**  
**Deng et al.**

(10) **Patent No.:** **US D865,720 S**  
(45) **Date of Patent:** **\*\* Nov. 5, 2019**

(54) **EARPHONE**  
(71) Applicant: **1MORE INC.**, Shenzhen, Guangdong (CN)  
(72) Inventors: **Weiweng Deng**, Guangdong (CN);  
**Shichen Xu**, Guangdong (CN)  
(73) Assignee: **1MORE INC.**, Shenzhen (CN)  
(\*\*) Term: **15 Years**  
(21) Appl. No.: **29/623,243**  
(22) Filed: **Oct. 24, 2017**

(30) **Foreign Application Priority Data**  
Apr. 24, 2017 (CN) ..... 2017 3 0141006  
(51) **LOC (12) Cl.** ..... **14-01**  
(52) **U.S. Cl.**  
USPC ..... **D14/223**; D14/205  
(58) **Field of Classification Search**  
USPC .... D14/203.1, 204–206, 208–210, 212–217,  
D14/219, 221–225, 249, 372, 433, 138 R,  
D14/182, 188, 191–194, 172, 496;  
D29/112; D28/41; D2/875;  
D24/173–175, 106; D3/294, 273;  
D13/118, 108, 119  
CPC ..... H04R 25/02; H04R 25/00; H04R 1/10;  
H04R 1/1016; H04R 1/105; H04R  
1/1083; H04R 1/02; H04R 1/1041; H04R  
1/28; H04R 5/033; H04R 2420/07; H04R  
2430/00; H04R 2430/01  
See application file for complete search history.

(56) **References Cited**  
**U.S. PATENT DOCUMENTS**  
D396,860 S \* 8/1998 Yasutomi ..... D10/119.2  
D515,070 S \* 2/2006 Andre ..... D14/205  
D613,726 S \* 4/2010 Blanchard ..... D14/223

D626,948 S \* 11/2010 Nault ..... D14/223  
D627,764 S \* 11/2010 Tsai ..... D14/223  
D639,279 S \* 6/2011 Andre ..... D14/223  
D653,236 S \* 1/2012 Andre ..... D14/205  
D681,015 S \* 4/2013 Akana ..... H04R 1/10  
D14/223  
D741,287 S \* 10/2015 Harata ..... D14/205  
D746,268 S \* 12/2015 Karayiannis ..... D14/223  
D798,844 S \* 10/2017 Nokuo ..... D14/223  
D800,703 S \* 10/2017 Vaclavik ..... D14/223  
D801,314 S \* 10/2017 Akana ..... D14/223  
D813,196 S \* 3/2018 Yang ..... D14/205  
D817,932 S \* 5/2018 Hsieh ..... D14/223

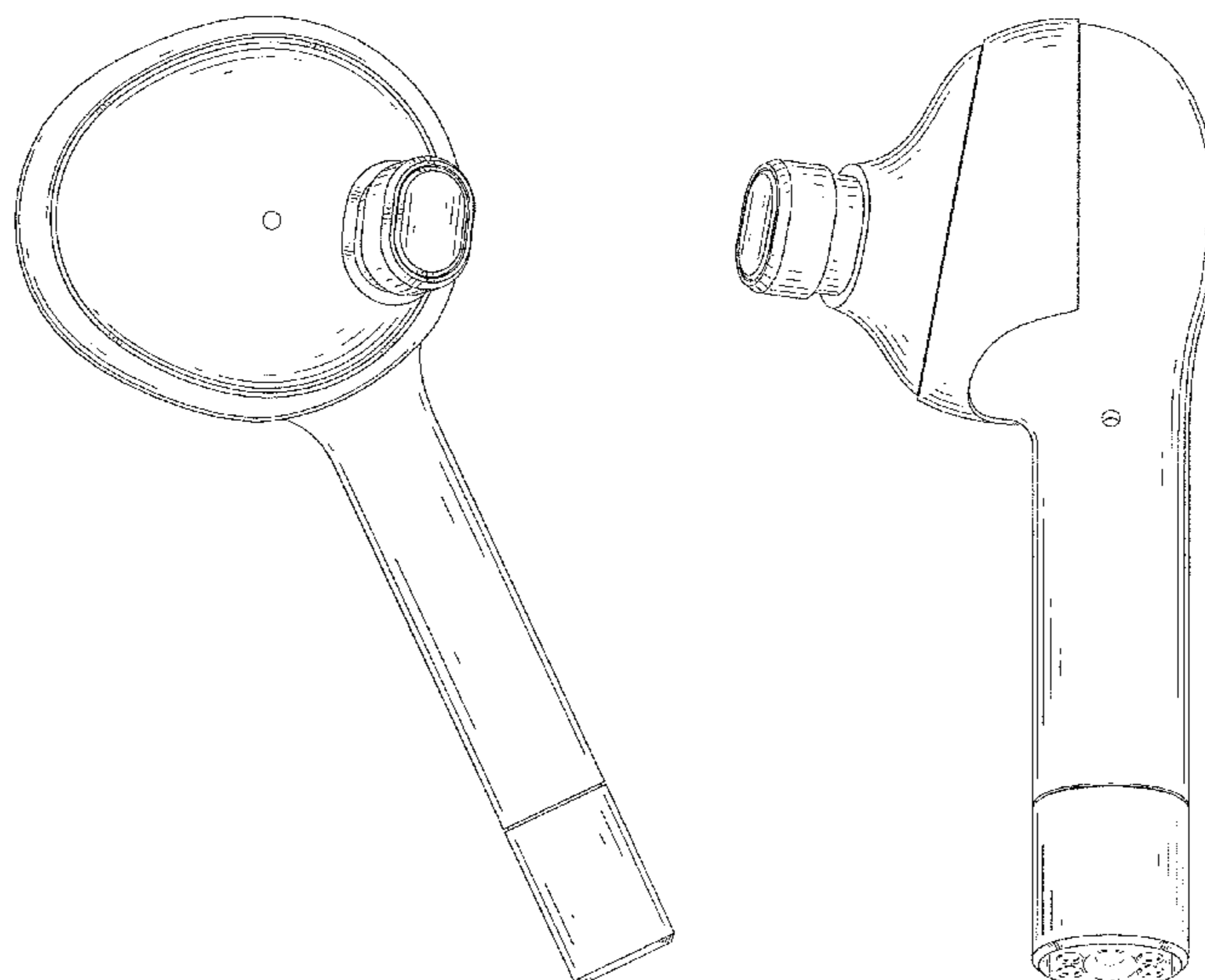
(Continued)

*Primary Examiner* — Barbara Fox  
*Assistant Examiner* — Mary Claire Ramirez  
(74) *Attorney, Agent, or Firm* — Ladas & Parry LLP

(57) **CLAIM**  
The ornamental design for an earphone, as shown and described.

**DESCRIPTION**  
FIG. 1 is a front elevational view of an earphone showing our new design;  
FIG. 2 is a rear elevational view thereof;  
FIG. 3 is a left side elevational view thereof;  
FIG. 4 is a right side elevational view thereof;  
FIG. 5 is a top plan view thereof;  
FIG. 6 is a bottom plan view thereof;  
FIG. 7 is a front, left, top perspective view thereof;  
FIG. 8 is a rear, right, bottom perspective view thereof;  
FIG. 9 is a rear, right bottom perspective view of the earphone in a state of use; and,  
FIG. 10 is front view thereof.  
The broken lines in FIGS. 4, 6, 8 and at the bottom of FIG. 9 depict portions of the earphone that form no part of the claimed design. The other broken lines in FIG. 9 and the broken lines in FIG. 10 depict environment and form no part of the claimed design.

**1 Claim, 10 Drawing Sheets**



(56)

References Cited

U.S. PATENT DOCUMENTS

D817,933	S *	5/2018	Liu .....	D14/223
D825,534	S *	8/2018	Kim .....	D14/223
D830,345	S *	10/2018	Cai .....	D14/223
D842,843	S *	3/2019	Paschke .....	D14/223
D847,125	S *	4/2019	Akana .....	D14/223
D847,794	S *	5/2019	Guo .....	D14/223
D848,982	S *	5/2019	Kim .....	D14/223
D848,983	S *	5/2019	Kim .....	D14/223
D849,401	S *	5/2019	Akana .....	D3/274
D853,995	S *	7/2019	Cai .....	D14/223
2011/0051978	A1 *	3/2011	Chen .....	H04R 1/1016 381/380
2012/0155692	A1 *	6/2012	Chen .....	H04R 1/1058 381/380
2012/0237074	A1 *	9/2012	Aase .....	H04R 1/1016 381/380
2012/0328145	A1 *	12/2012	Chen .....	H04R 1/1033 381/384
2013/0004011	A1 *	1/2013	Hayashida .....	H04R 1/1016 381/380
2013/0083956	A1 *	4/2013	Hayashida .....	H04R 1/10 381/380
2015/0312672	A1 *	10/2015	Kurtz .....	H04R 1/1091 381/374
2018/0077481	A1 *	3/2018	Kim .....	H04R 1/1016
2018/0083468	A1 *	3/2018	Dennis .....	H02J 7/0054
2018/0084329	A1 *	3/2018	Shadowens .....	H04R 1/1066
2018/0124489	A1 *	5/2018	Aljuwayed .....	H04R 1/1016
2018/0310089	A1 *	10/2018	Yun .....	H04R 1/105

\* cited by examiner

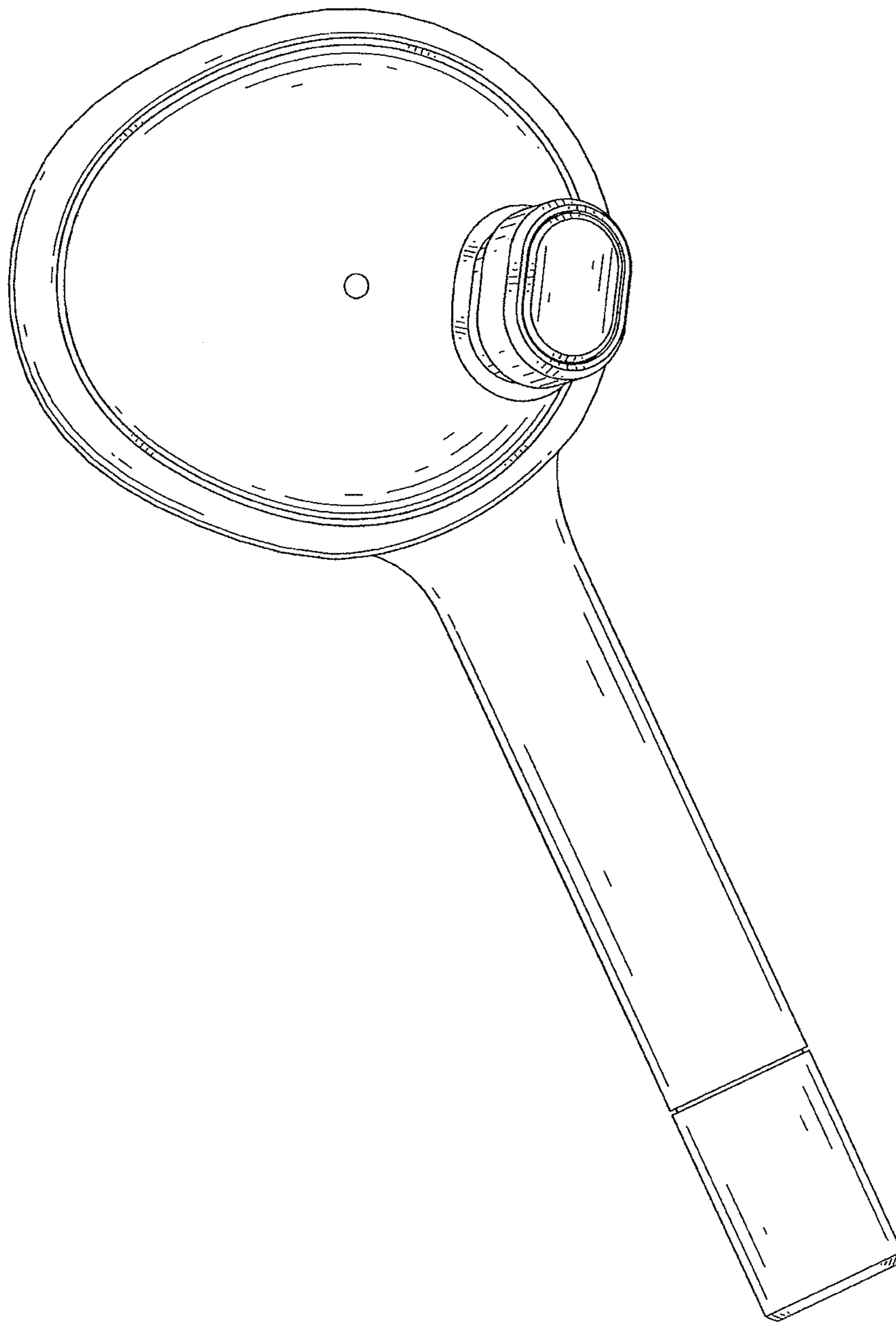


FIG. 1




FIG. 2

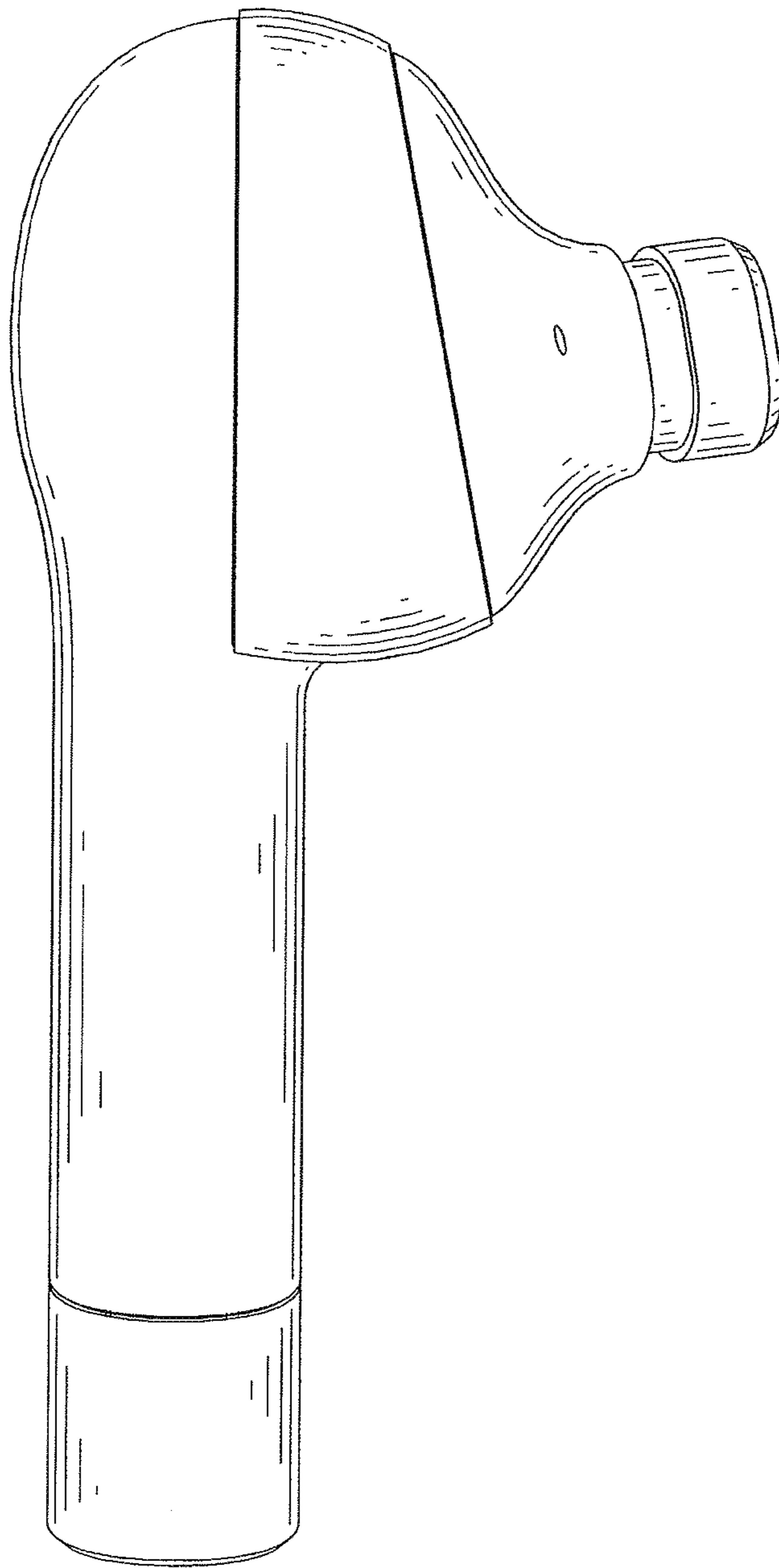


FIG. 3

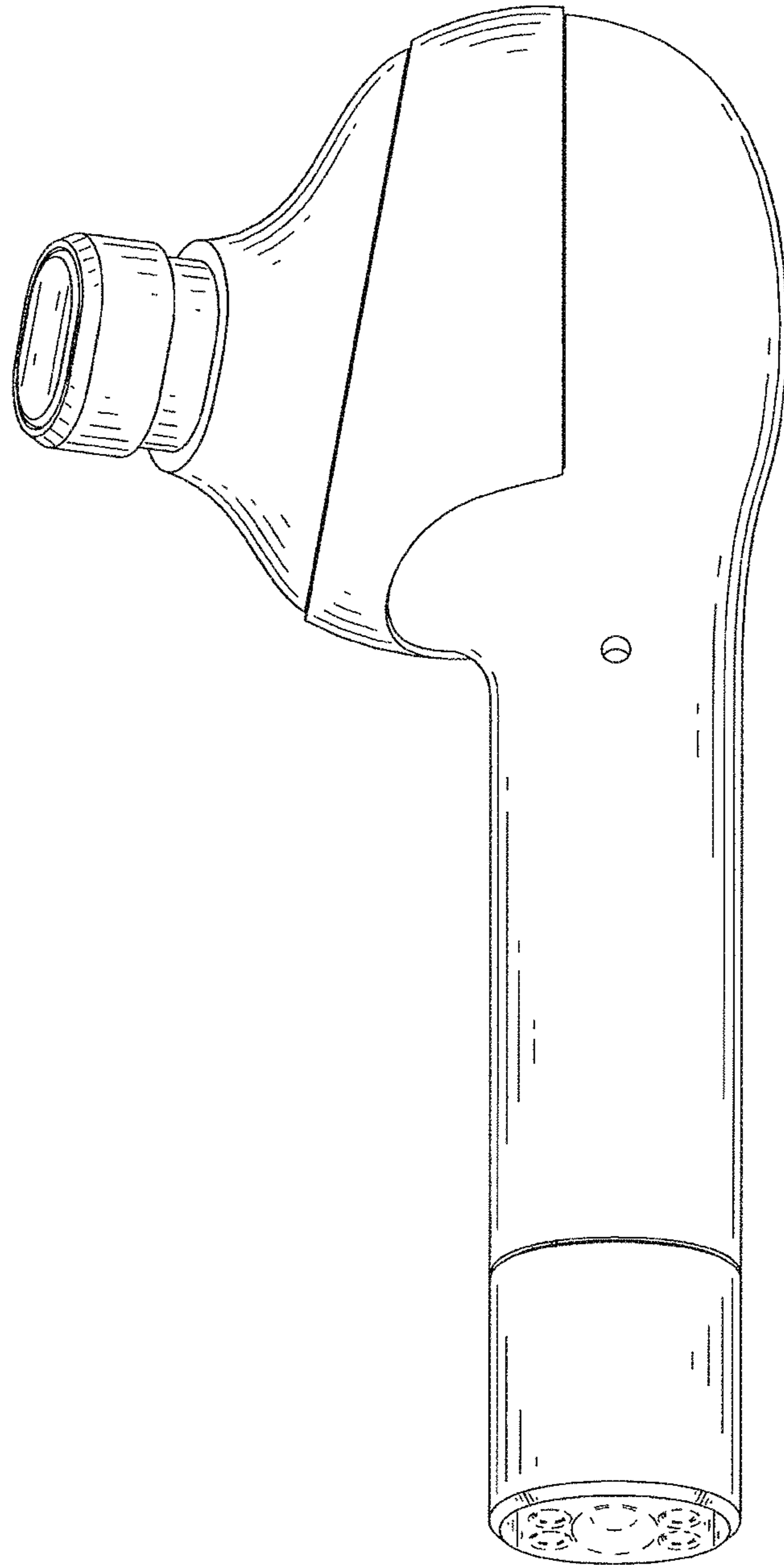


FIG. 4

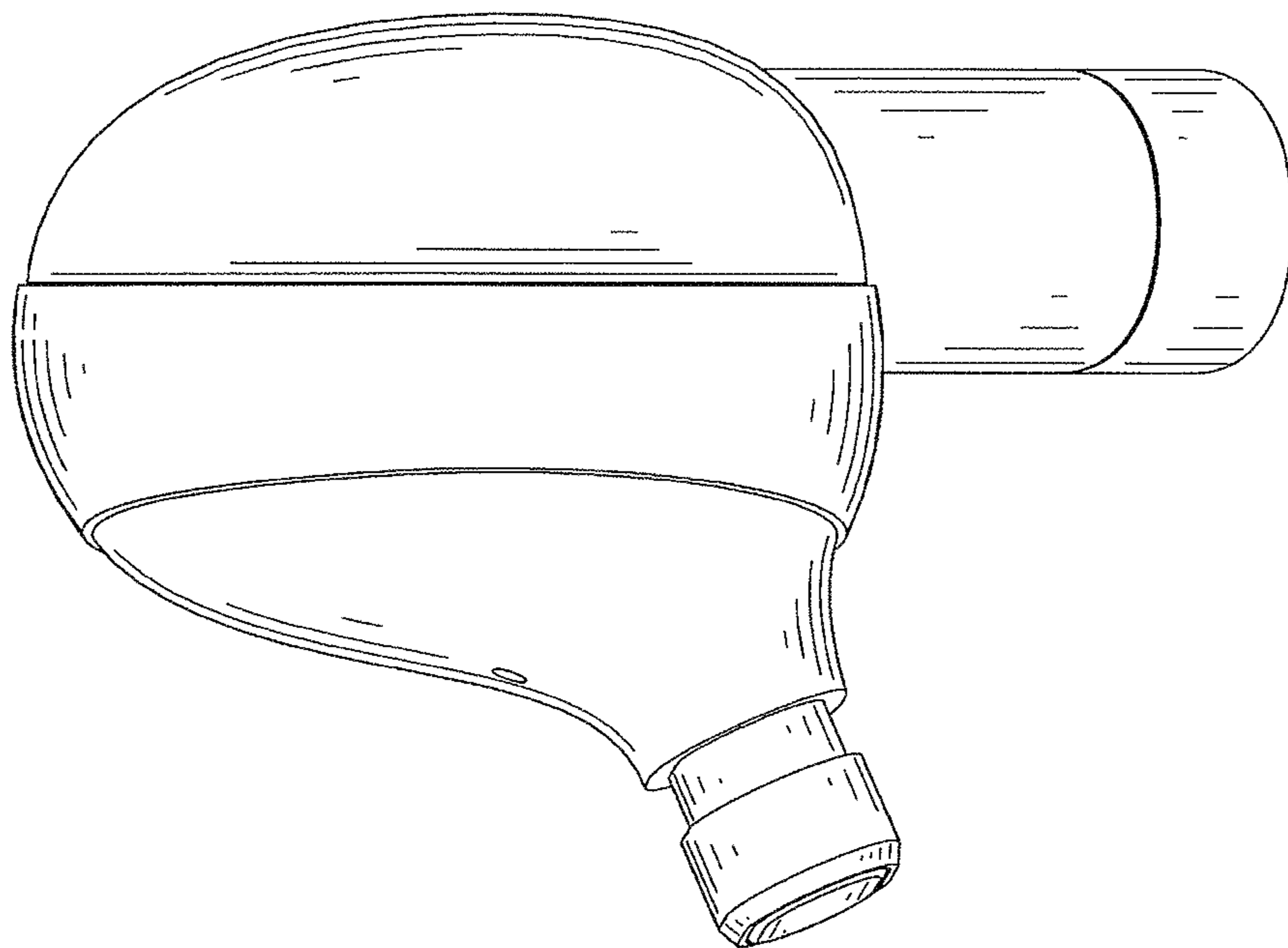


FIG. 5

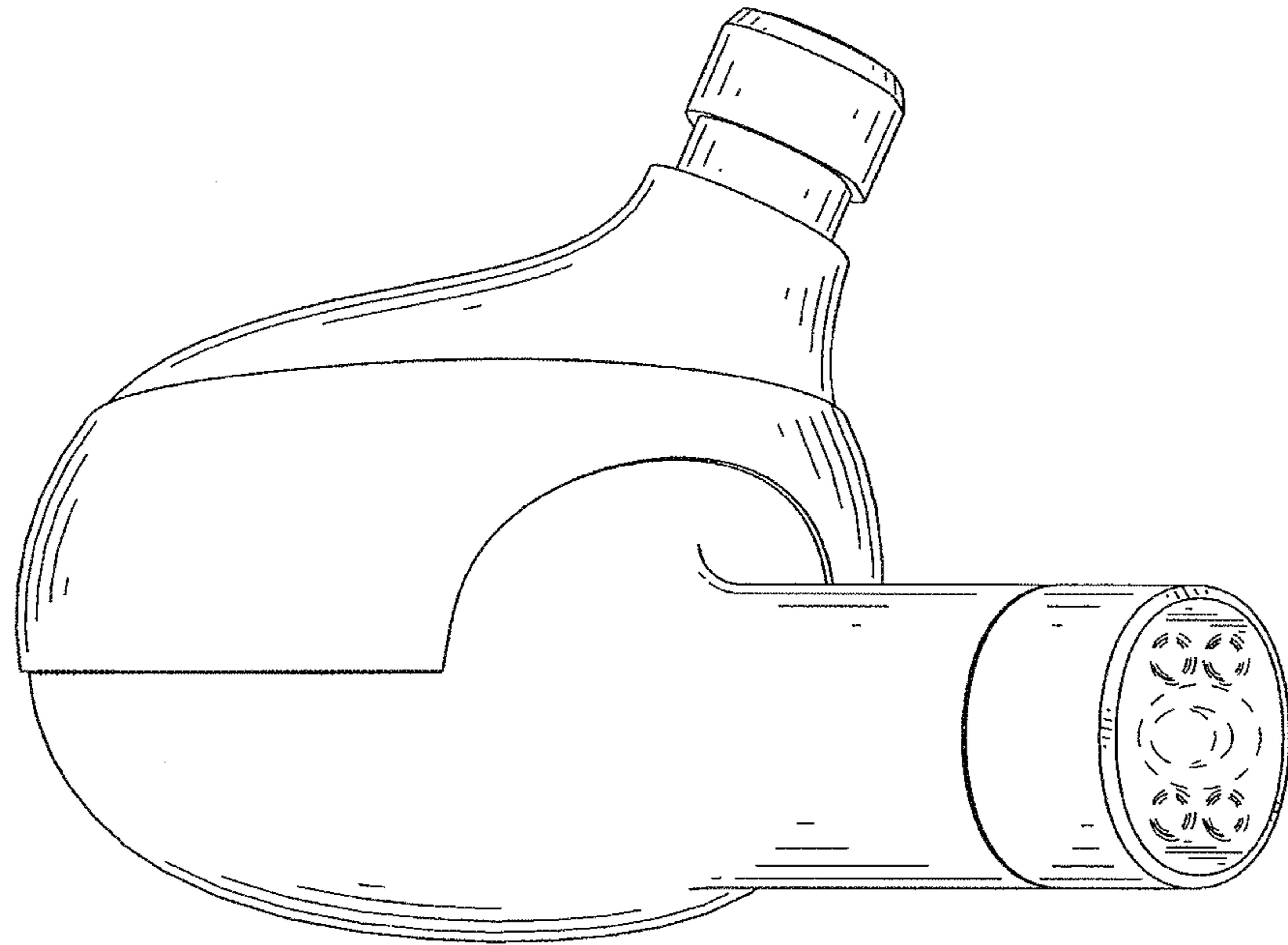


FIG. 6



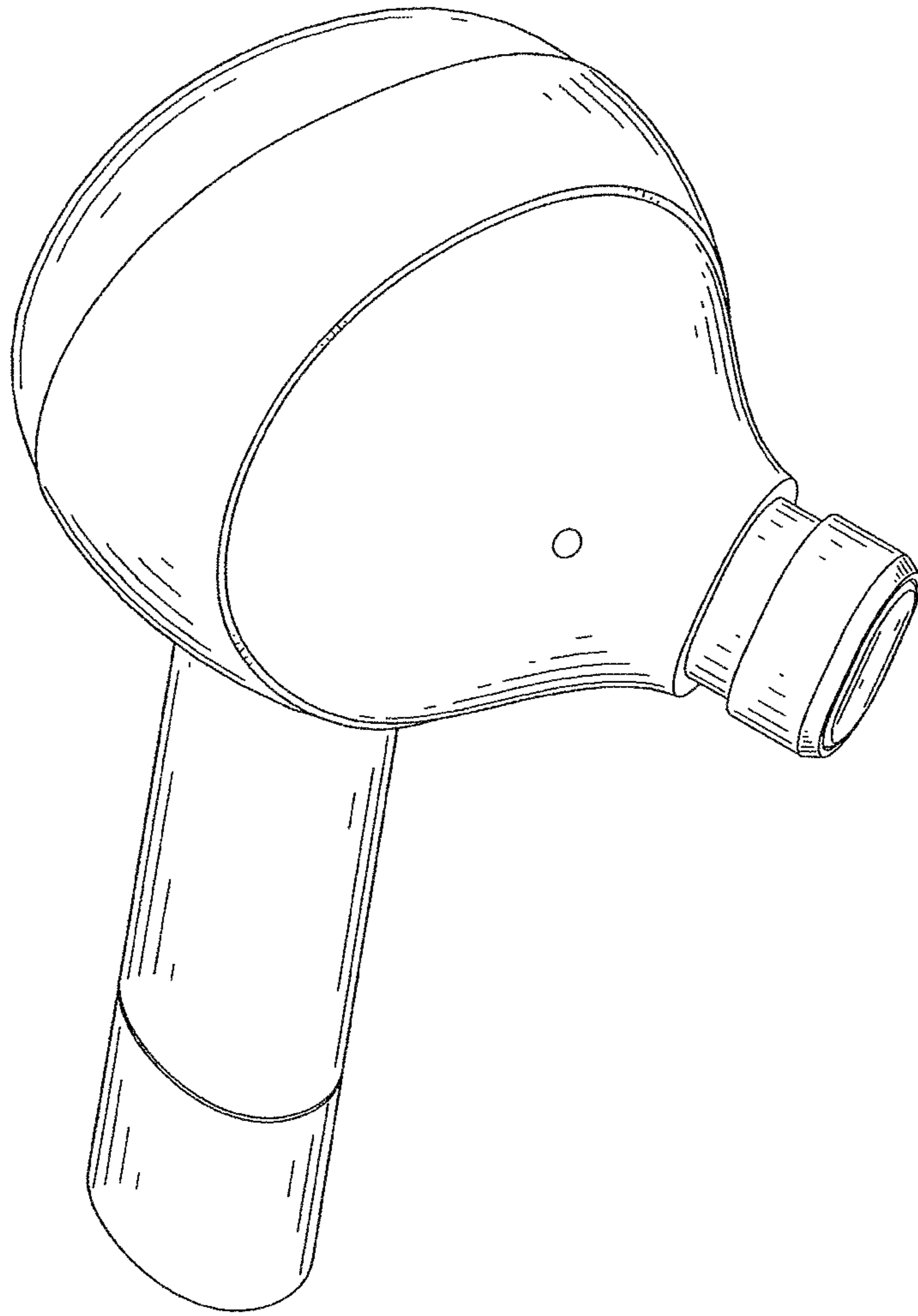


FIG. 7

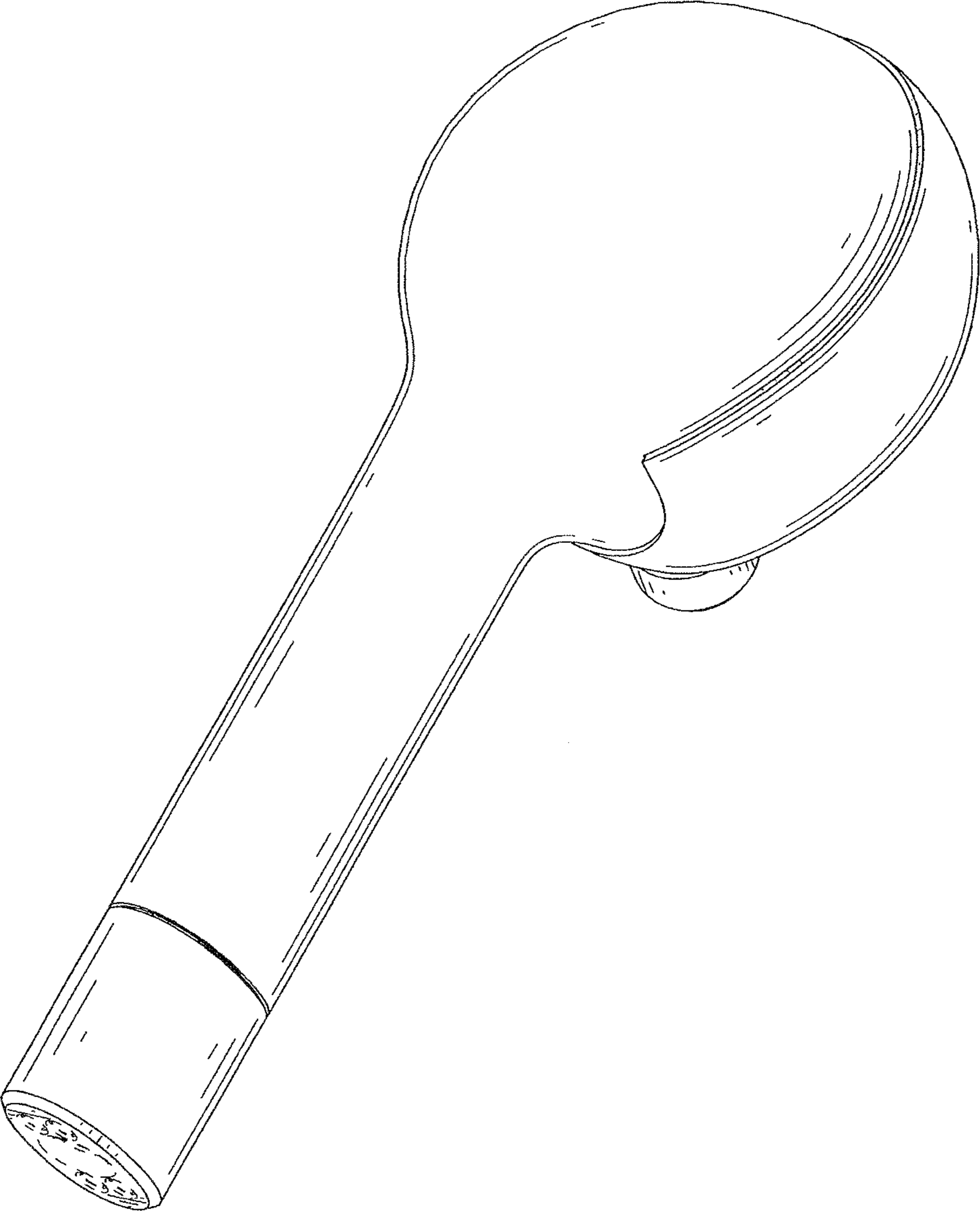


FIG. 8

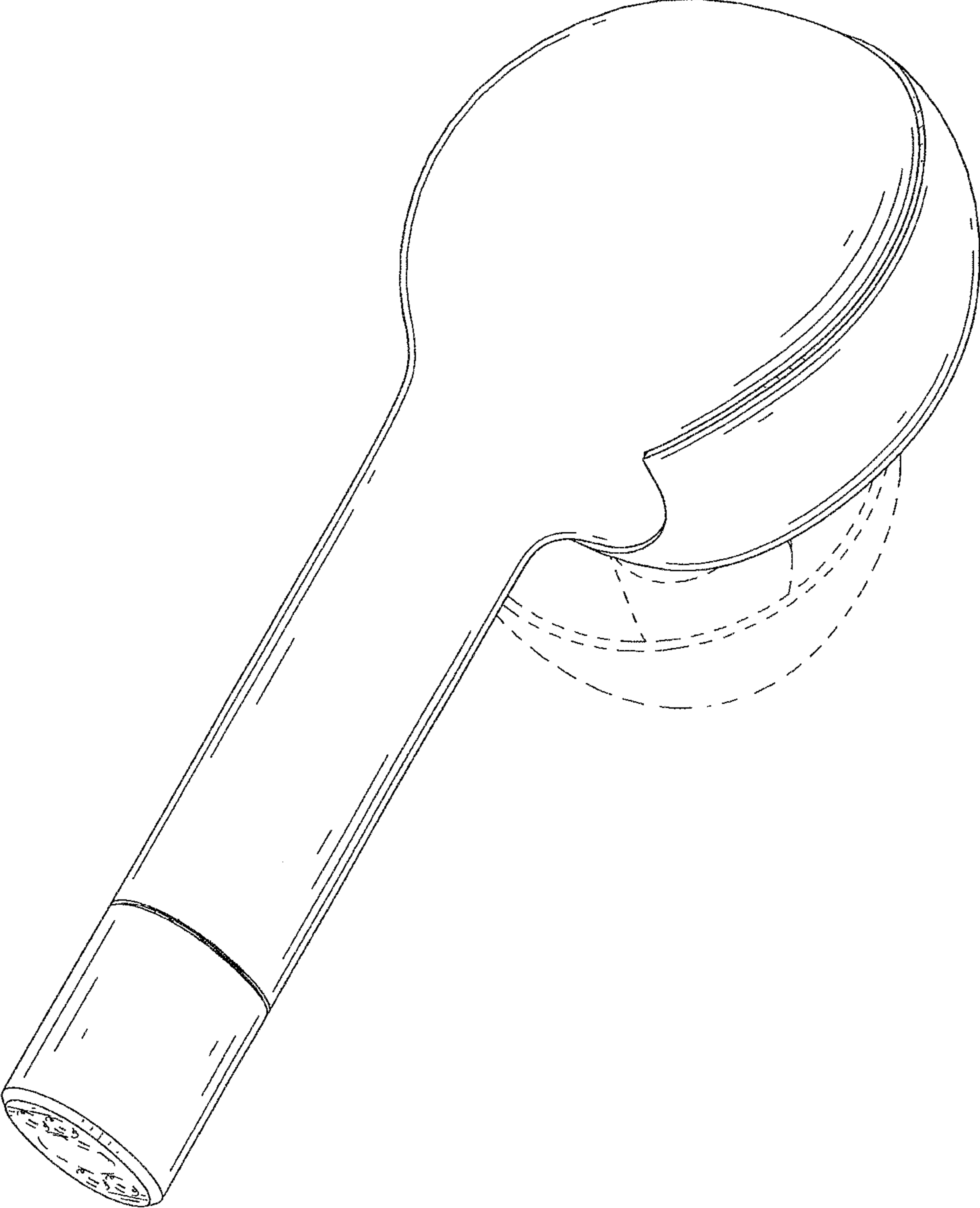


FIG. 9

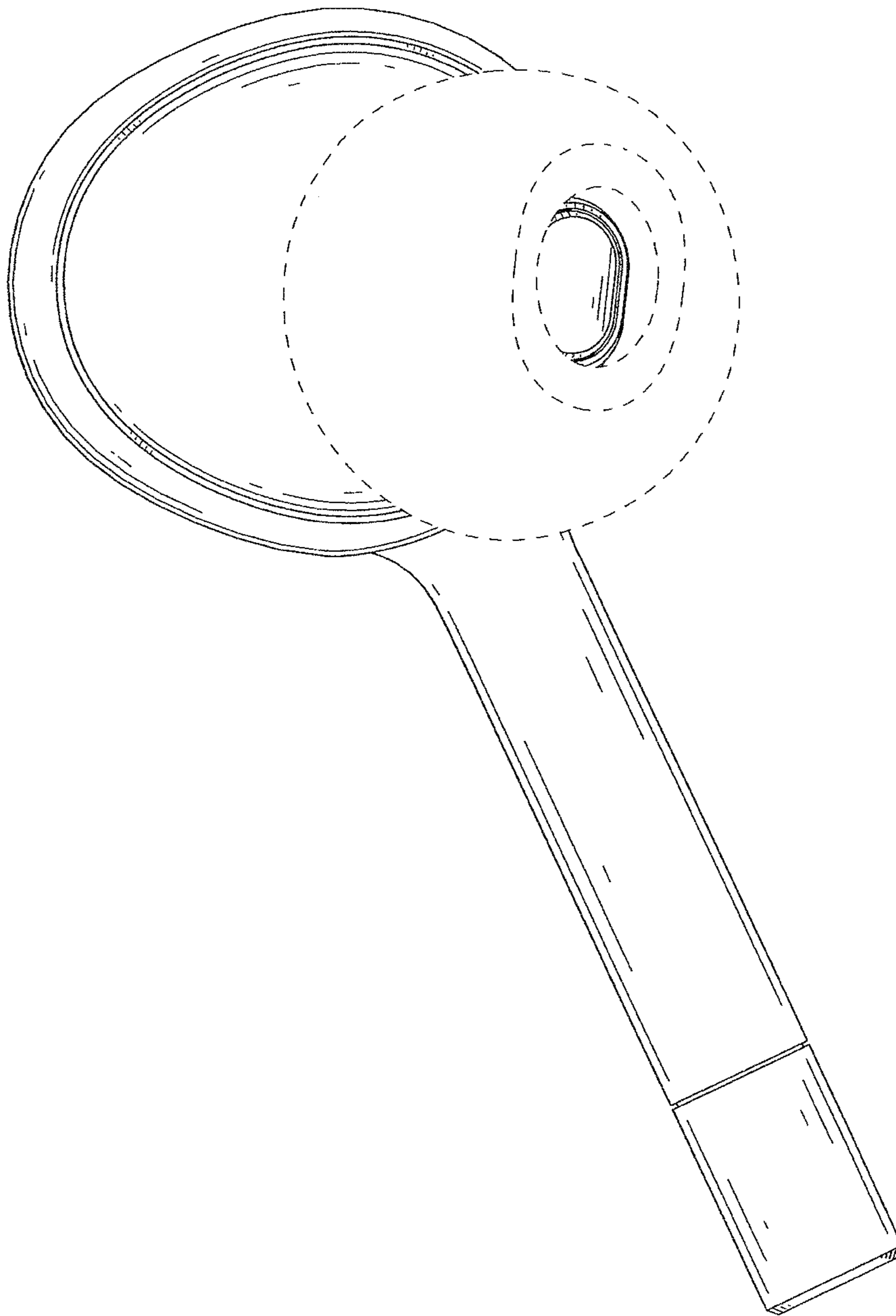


FIG. 10