



US00D865717S

(12) **United States Design Patent** (10) **Patent No.:** **US D865,717 S**  
**Wang** (45) **Date of Patent:** **\*\* Nov. 5, 2019**

(54) **SPEAKER**  
(71) Applicant: **Starlink Global Holding Limited,**  
Kowloon (HK)  
(72) Inventor: **Zhulin Wang,** Kowloon (HK)  
(73) Assignee: **Starlink Global Holding Limited,**  
Kowloon (HK)  
(\*\*) Term: **15 Years**  
(21) Appl. No.: **29/673,381**  
(22) Filed: **Dec. 13, 2018**  
(51) **LOC (12) Cl.** ..... **14-01**  
(52) **U.S. Cl.**  
USPC ..... **D14/216**  
(58) **Field of Classification Search**  
USPC ..... D14/167, 168, 170-172, 188, 194-196,  
D14/204, 207, 209.1, 210, 212, 213, 215,  
D14/216, 219, 221, 222, 496  
CPC ..... B60R 11/0217; G06F 1/1688; G10K 9/22;  
G10K 11/004; H03F 1/327; H04M 1/03;  
H04M 1/035; H04N 5/642; H04N  
21/4852; H04R 1/02; H04R 1/06; H04R  
1/021; H04R 1/025; H04R 1/026; H04R  
1/028; H04R 1/105; H04R 1/323; H04R  
1/403; H04R 1/2803; H04R 1/2834;  
H04R 5/02; H04R 7/20; H04R 9/06;  
H04R 9/025; H04R 2201/021; H04R  
2400/00; H04R 2400/07; H04R 2400/11;  
H04R 2499/11; H04R 2499/13; H04R  
2499/15; H04S 3/00; H04S 7/30  
See application file for complete search history.

D793,363 S \* 8/2017 Zhang ..... D14/216  
D801,307 S \* 10/2017 Kim ..... D14/216  
D803,811 S \* 11/2017 Katsuno ..... D14/216  
D815,617 S \* 4/2018 Castellanos ..... D14/210  
D829,688 S \* 10/2018 Tanaka ..... D14/216  
D834,558 S \* 11/2018 Klosowski ..... D14/210

**FOREIGN PATENT DOCUMENTS**

CA 156284 7/2015  
CN 303019547 12/2014  
EM 002333716-0001 2/2015  
JP 1517511 2/2015

\* cited by examiner

*Primary Examiner* — Keli L Hill

(74) *Attorney, Agent, or Firm* — JCIPRNET

(56) **References Cited**  
U.S. PATENT DOCUMENTS

D591,267 S \* 4/2009 Files ..... D12/114  
D752,021 S 3/2016 Nardin et al.

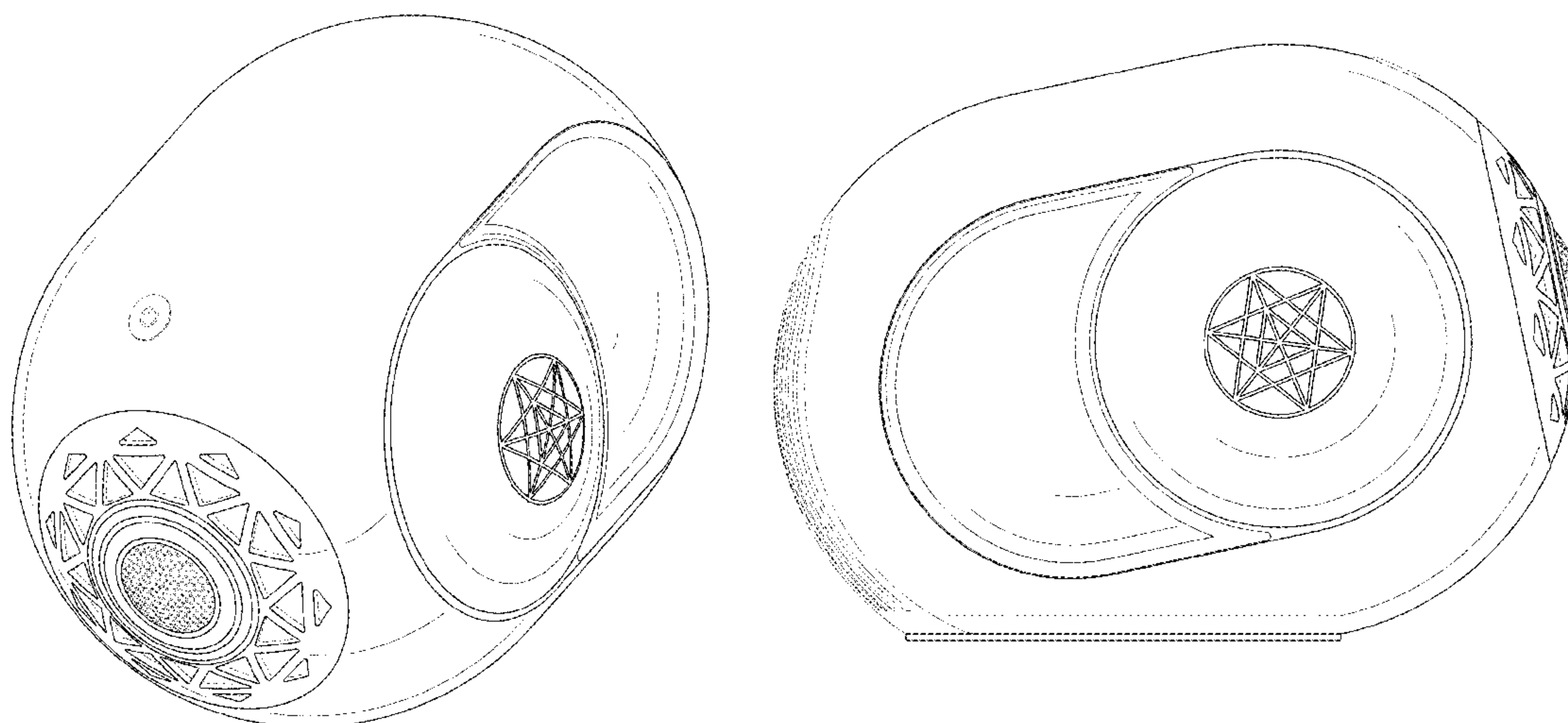
(57) **CLAIM**

The ornamental design for a speaker, as shown and described.

**DESCRIPTION**

FIG. 1 is a perspective view of the speaker showing my new design;  
FIG. 2 is a front view thereof;  
FIG. 3 is a rear view thereof;  
FIG. 4 is a left view thereof;  
FIG. 5 is a right view thereof;  
FIG. 6 is a top view thereof; and,  
FIG. 7 is a bottom view thereof.  
The broken lines shown in the views are for the purpose of illustrating unclaimed subject matter only and form no part of the claimed design.

**1 Claim, 7 Drawing Sheets**



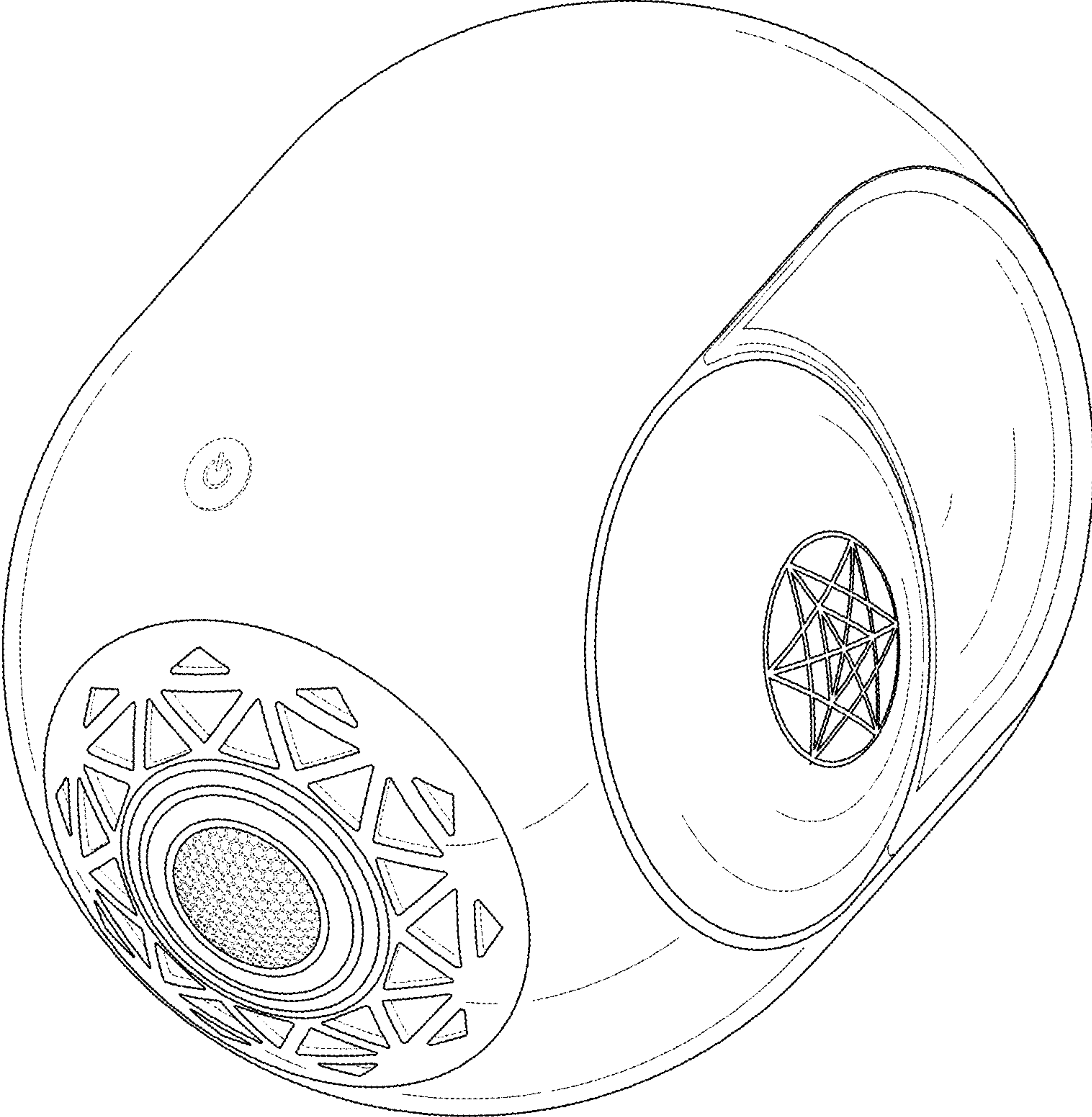


FIG. 1

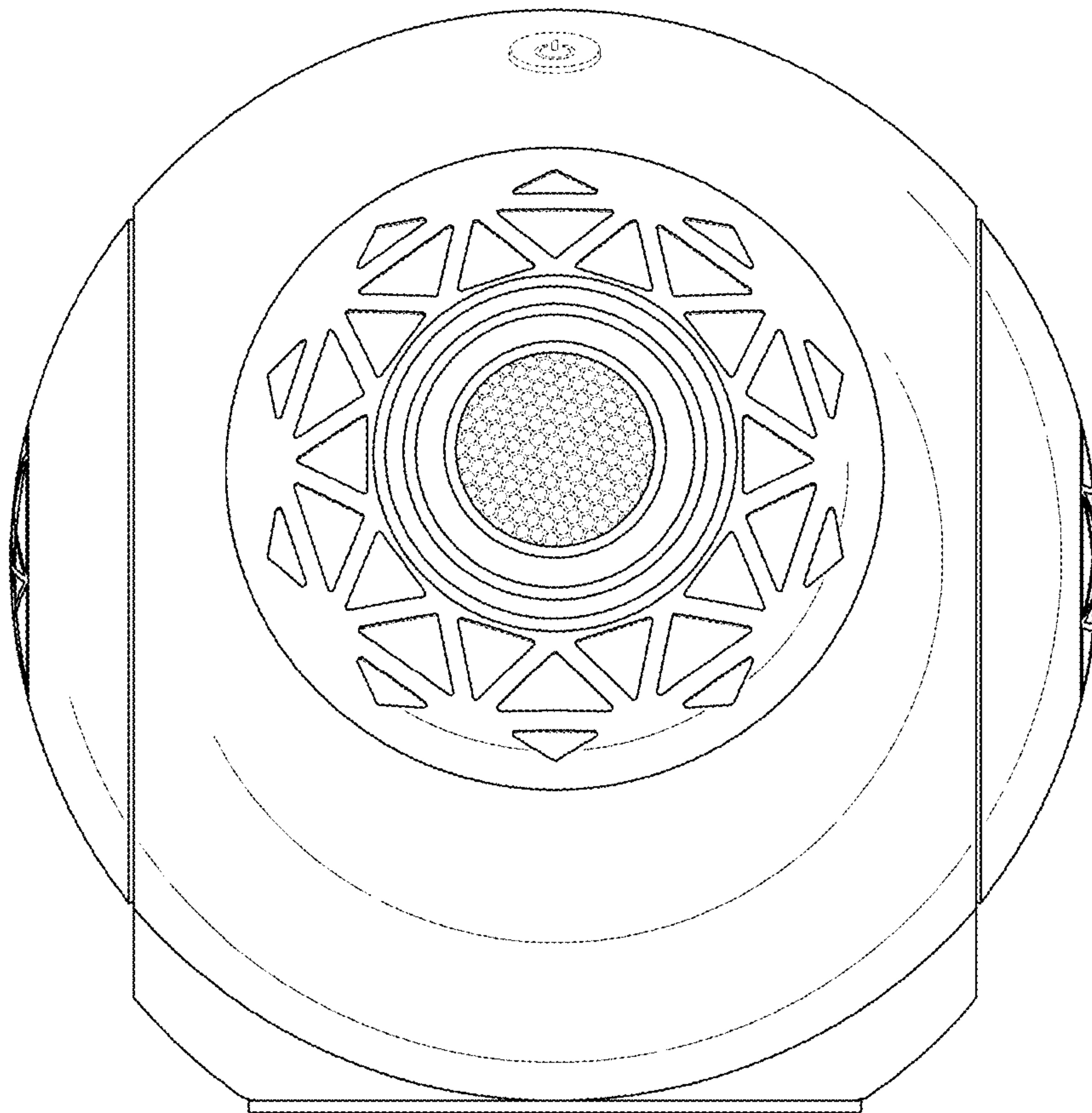


FIG. 2

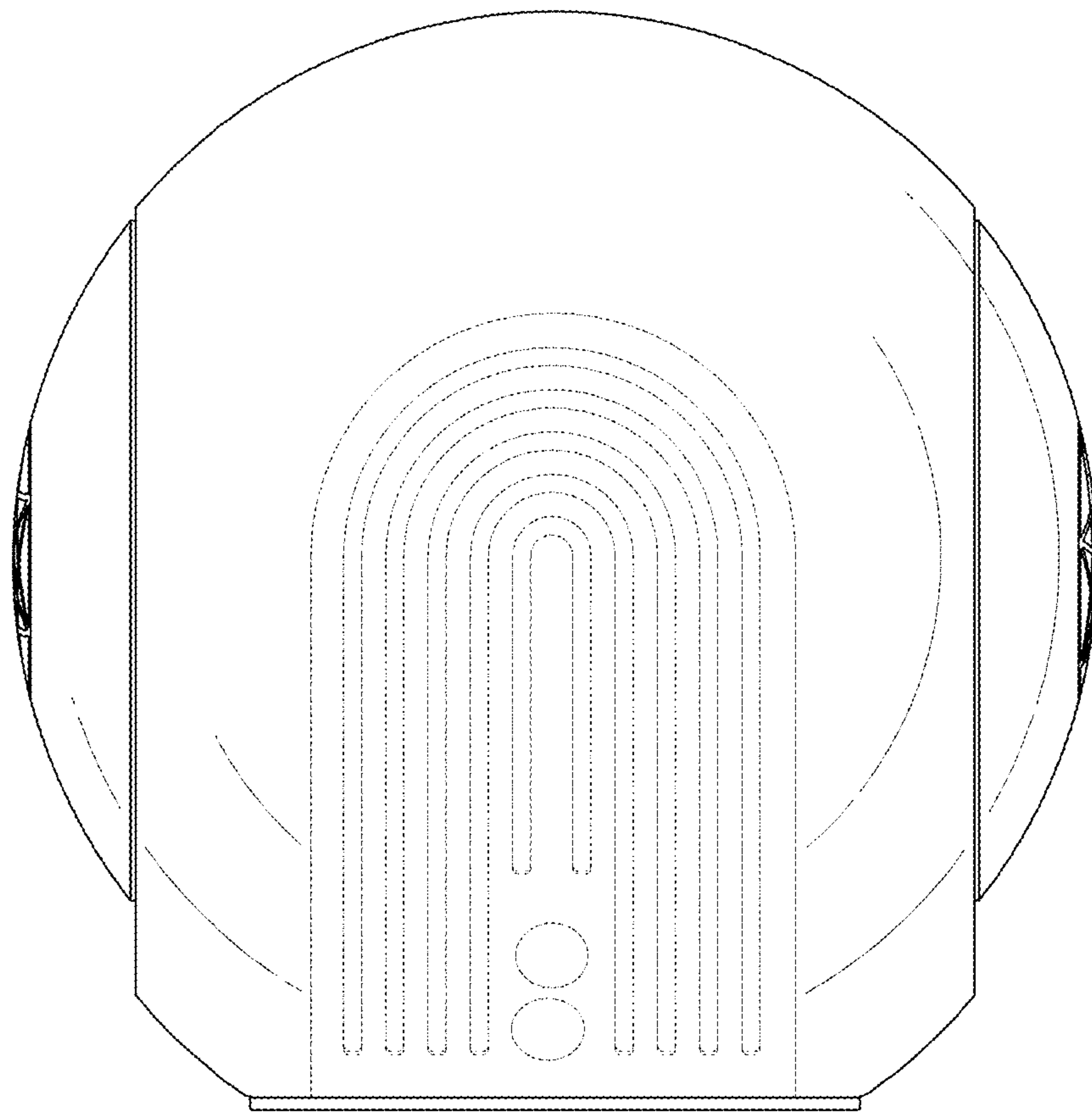


FIG. 3






FIG. 4

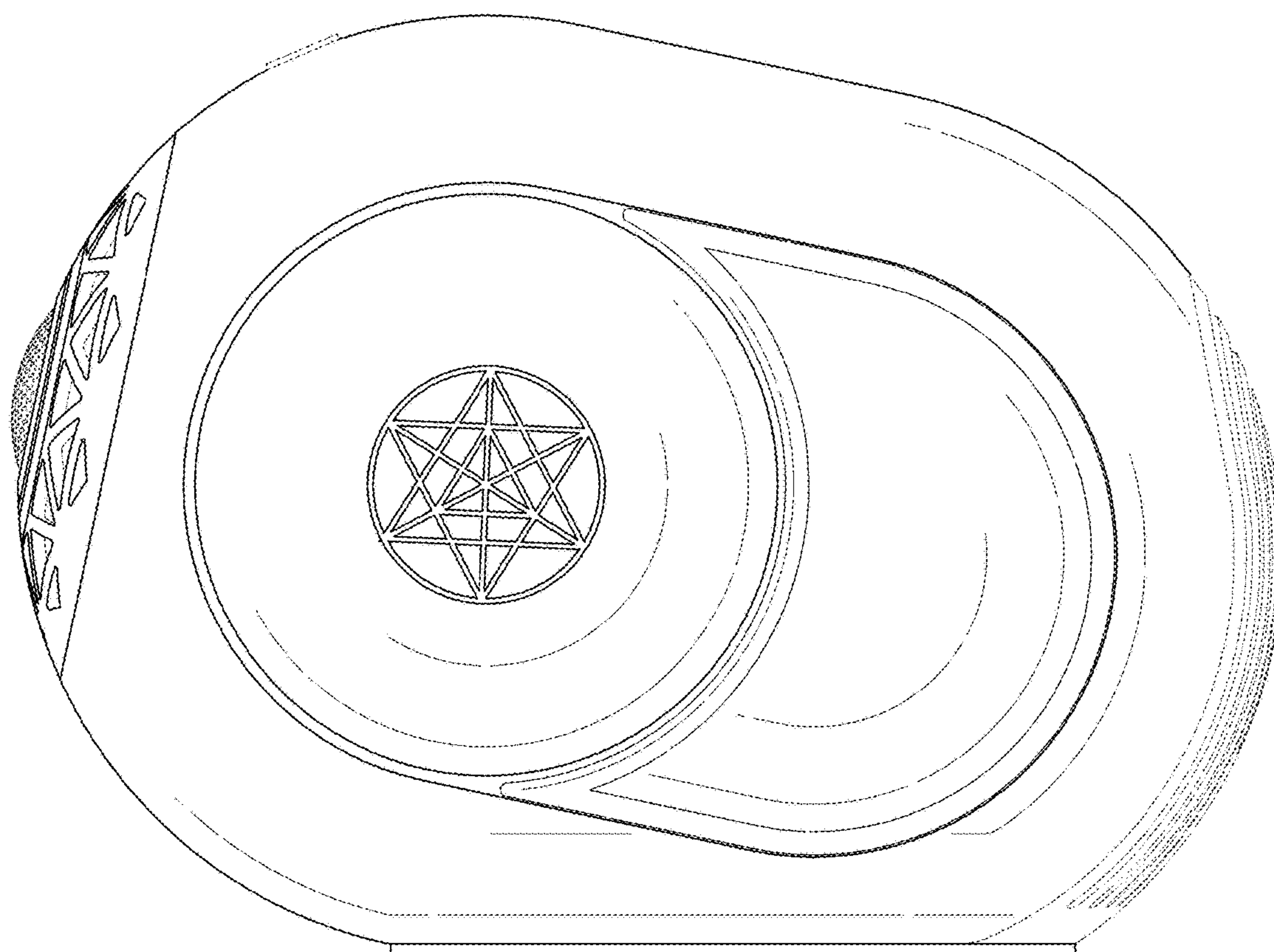


FIG. 5

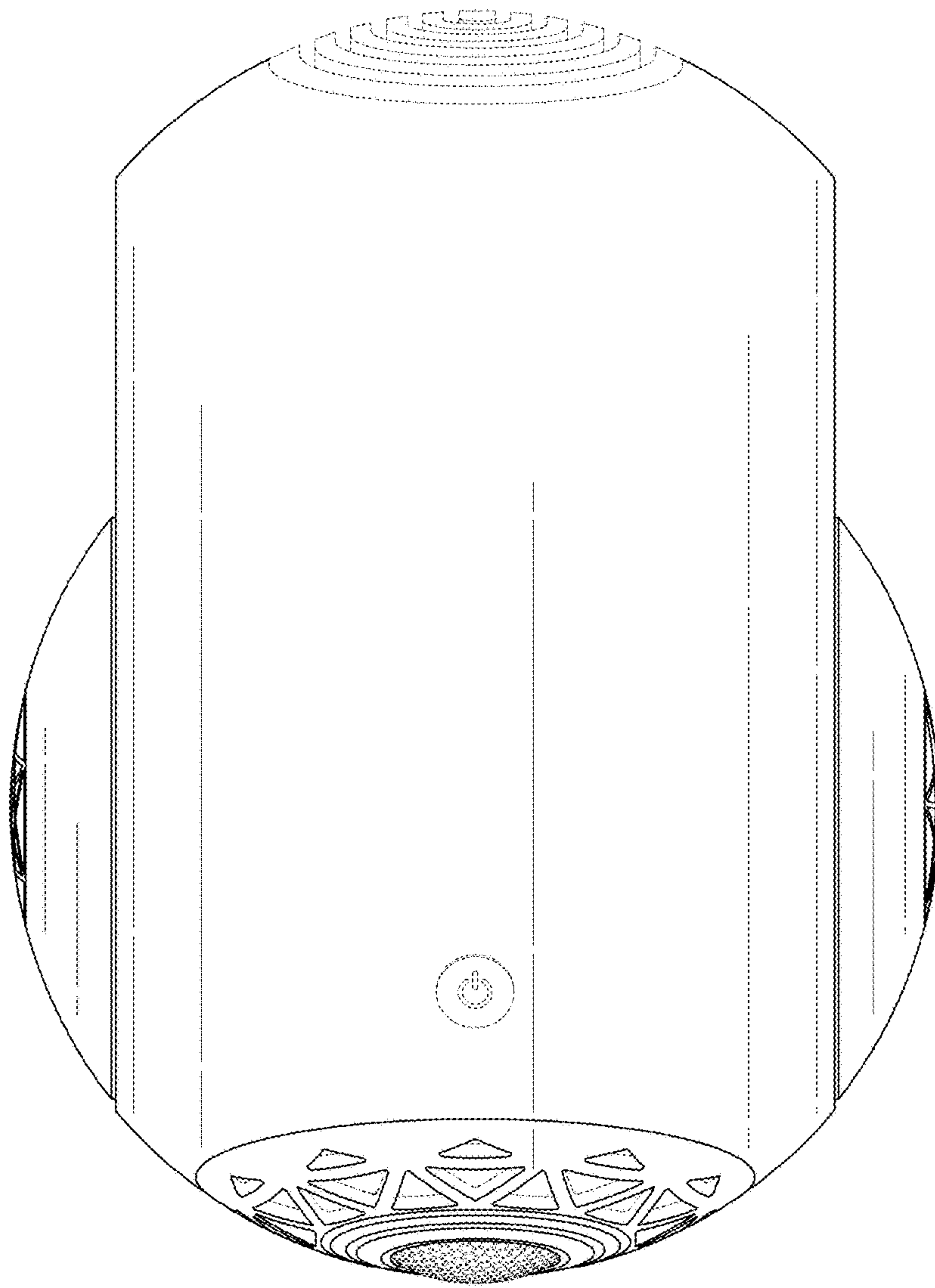


FIG. 6

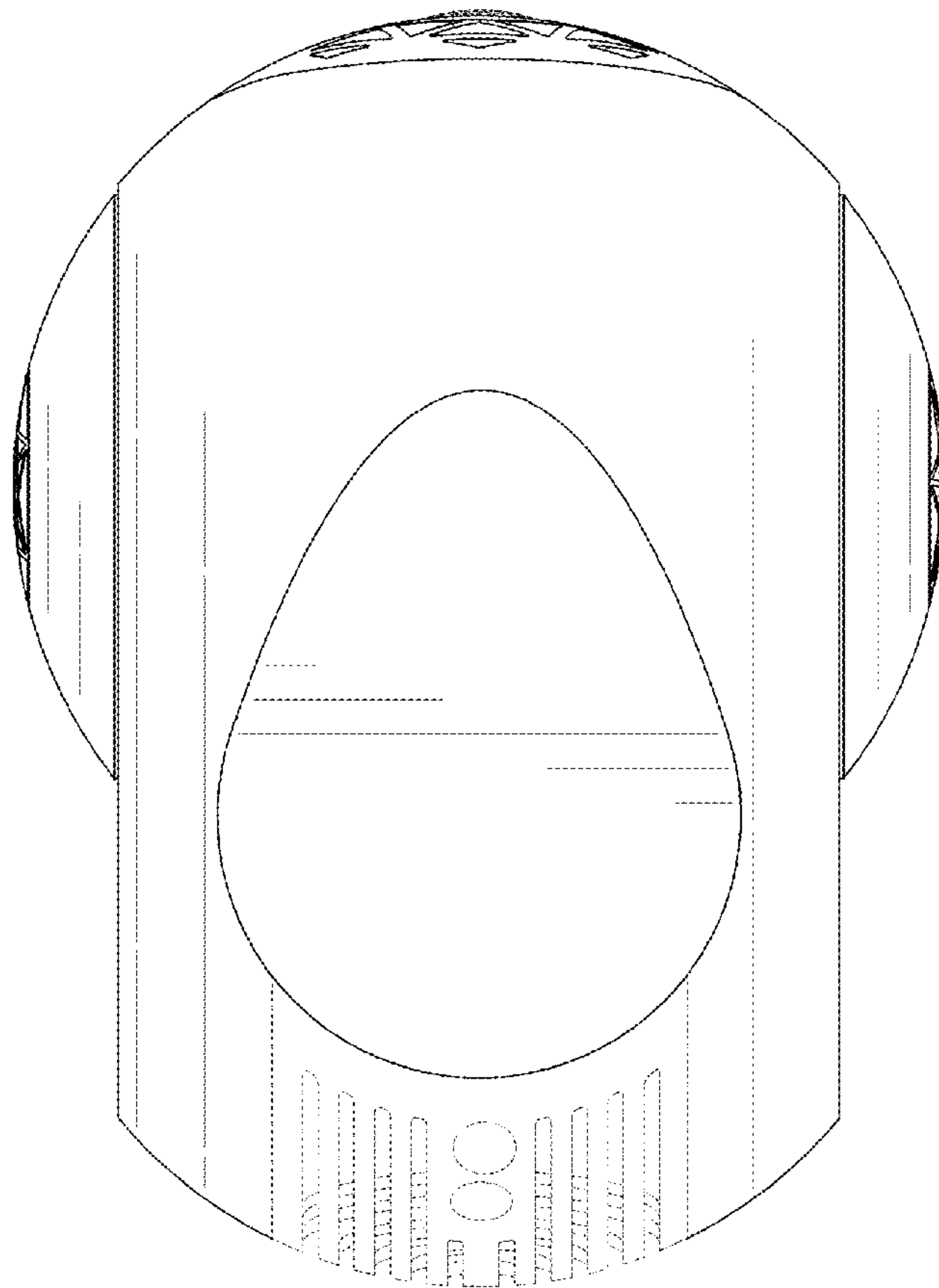


FIG. 7