



US00D865715S

(12) **United States Design Patent** (10) **Patent No.:** **US D865,715 S**
Manz (45) **Date of Patent:** **** Nov. 5, 2019**

(54) **LOUDSPEAKER**
(71) Applicant: **B&O PLAY A/S**, Struer (DK)
(72) Inventor: **Cecilie Manz**, København K (DK)
(73) Assignee: **Bang & Olufsen A/S**, Struer (DK)
(**) Term: **15 Years**
(21) Appl. No.: **29/621,532**
(22) Filed: **Oct. 9, 2017**

(30) **Foreign Application Priority Data**

May 9, 2017 (EP) 003992221

(51) **LOC (12) Cl.** **14-01**

(52) **U.S. Cl.**
USPC **D14/216**

(58) **Field of Classification Search**
USPC D14/188, 203.1, 203.3, 204, 210–216,
D14/219, 221, 356, 363, 365–368, 496;
181/143, 144, 148, 153, 157, 198, 199;
369/6–12; 381/300–303, 361–364,
381/386–388
CPC H04R 1/02; H04R 1/021; H04R 1/023;
H04R 5/00; H04R 9/06; H04R 2420/07
See application file for complete search history.

(56) **References Cited**

U.S. PATENT DOCUMENTS

D516,082 S * 2/2006 Lewis D14/203.6
D537,072 S * 2/2007 Kim D14/215

D591,269 S * 4/2009 Kim D14/216
D593,071 S * 5/2009 Laituri D14/216
D596,159 S * 7/2009 Yamaji D14/209.1
D606,517 S * 12/2009 Nousiainen D14/216
D709,859 S * 7/2014 O'Brien D14/188
D736,183 S * 8/2015 Kim D14/216
D756,957 S * 5/2016 Nysten D14/204
D766,214 S * 9/2016 Mackiewicz D14/216
D819,592 S * 6/2018 Folkmann D14/149

* cited by examiner

Primary Examiner — Keli L Hill

(74) *Attorney, Agent, or Firm* — Dykema Gossett PLLC

(57) **CLAIM**

The ornamental design for a loudspeaker, as shown and described.

DESCRIPTION

FIG. 1 is a top, front, and right side isometric view of a loudspeaker, showing my new design.

FIG. 2 is a top plan view of the loudspeaker in FIG. 1.

FIG. 3 is a front elevation view of the loudspeaker in FIG. 1.

FIG. 4 is a rear elevation view of the loudspeaker depicted in FIG. 1.



FIG. 5 is a left side elevation view of the loudspeaker depicted in FIG. 1.

FIG. 6 is a right side elevation view of the loudspeaker depicted in FIG. 1; and,

FIG. 7 is a bottom plan view of the loudspeaker depicted in FIG. 1.

The broken lines in the figures illustrate the portions of the design that form no part of the claimed design.

1 Claim, 7 Drawing Sheets






FIG. 1




FIG. 2




FIG. 3




FIG. 4

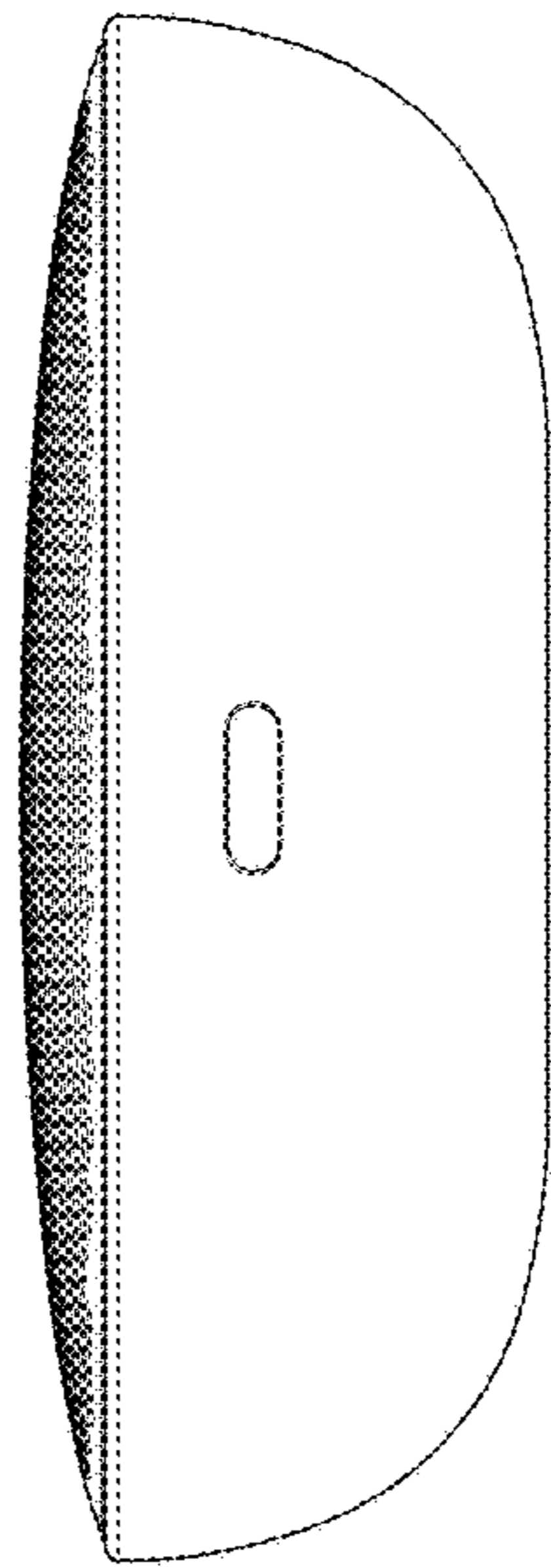


FIG. 5

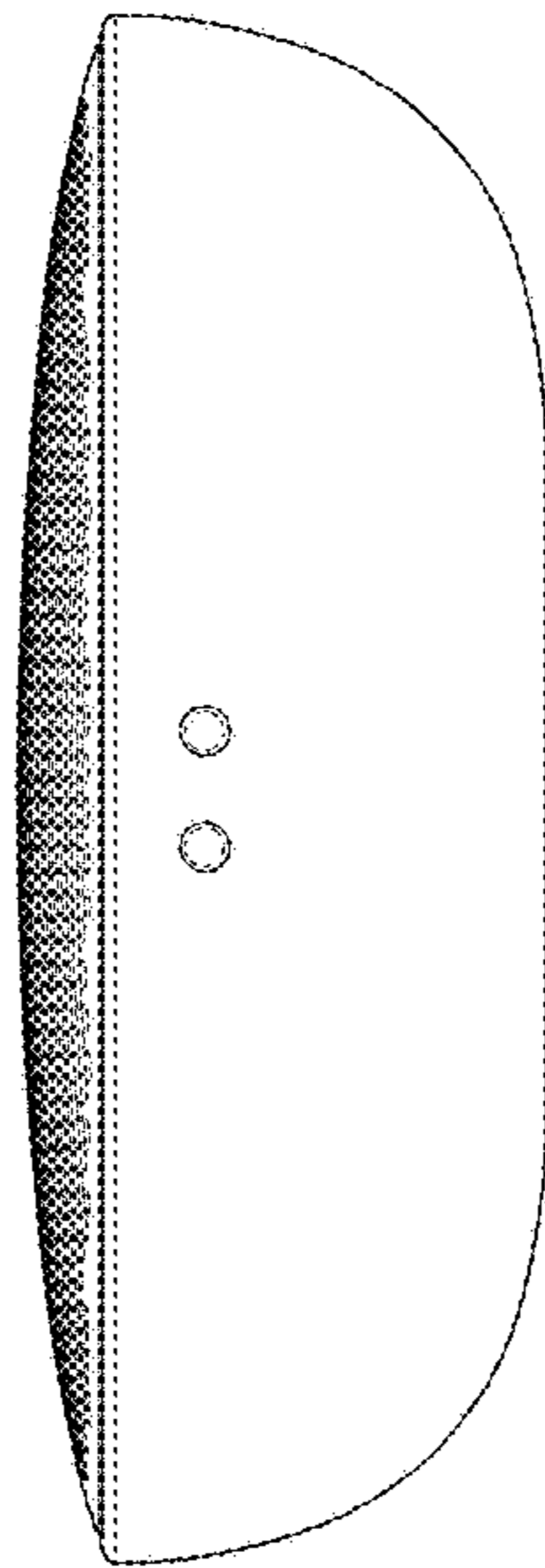


FIG. 6

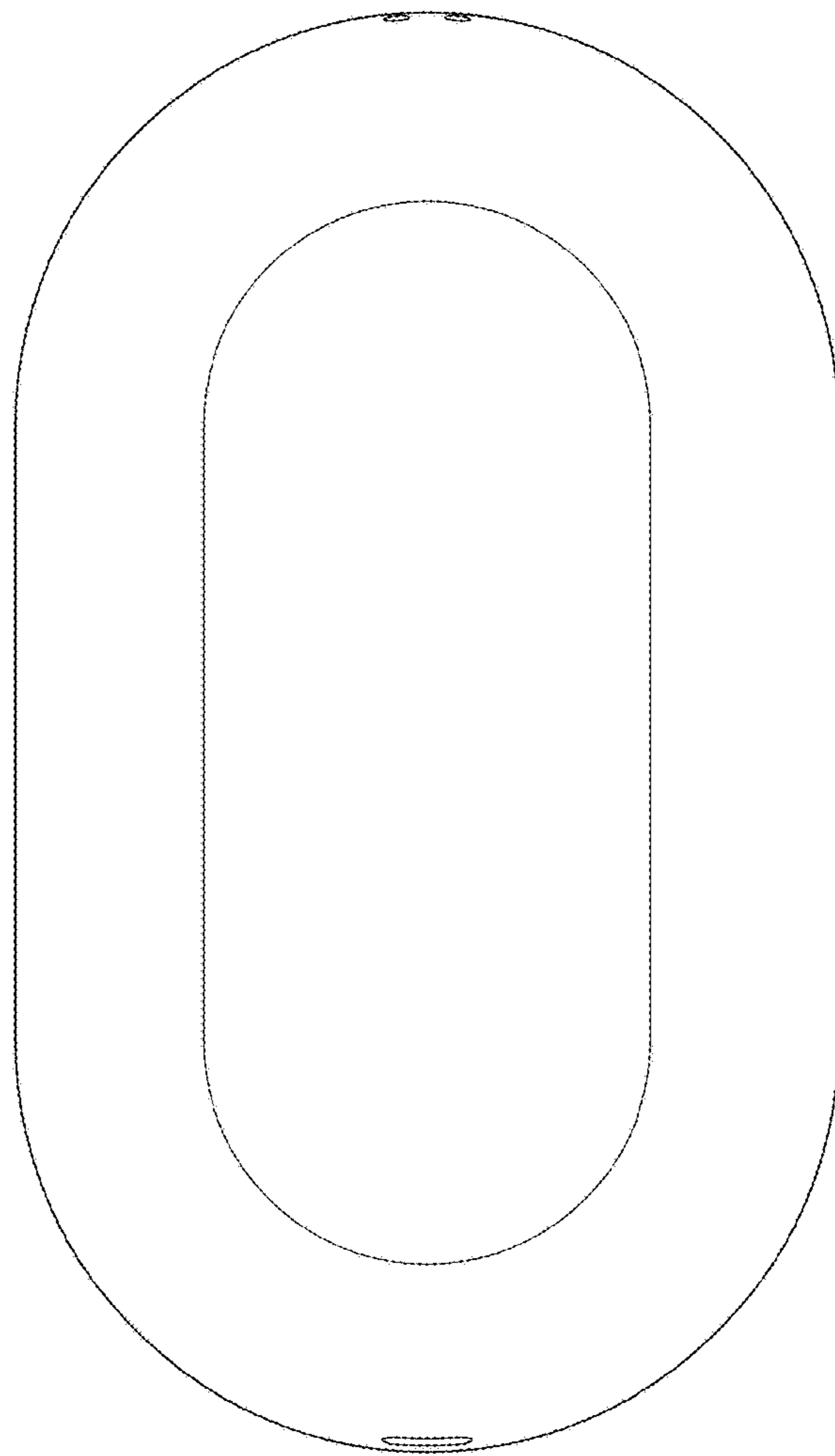


FIG. 7