



US00D865697S

(12) **United States Design Patent**
Xiang

(10) **Patent No.:** **US D865,697 S**

(45) **Date of Patent:** **** Nov. 5, 2019**

(54) **ULTRA HIGH DENSITY FIBER ENCLOSURE**

(71) Applicant: **FIBERSTORE CO., LIMITED**,
Shenzhen, Guangdong (CN)

(72) Inventor: **Wei Xiang**, Guangdong (CN)

(73) Assignee: **FIBERSTORE CO., LIMITED**,
Shenzhen (CN)

(**) Term: **15 Years**

(21) Appl. No.: **29/650,609**

(22) Filed: **Jun. 7, 2018**

(51) **LOC (12) Cl.** **13-03**

(52) **U.S. Cl.**
USPC **D13/184; D13/152; D14/313**

(58) **Field of Classification Search**
USPC D14/300-304, 308-314, 328, 348-370,
D14/432, 435, 440-441, 443-446,
D14/479-480, 481-483, 140.1, 140.4,
D14/164, 193; D13/123, 152, 154, 158,
D13/184, 199

CPC G02B 6/4446; G02B 6/4447; G02B 6/445;
G02B 6/4472; G02B 6/4452; G02B
6/4455; G02B 6/4453

See application file for complete search history.

(56) **References Cited**

U.S. PATENT DOCUMENTS

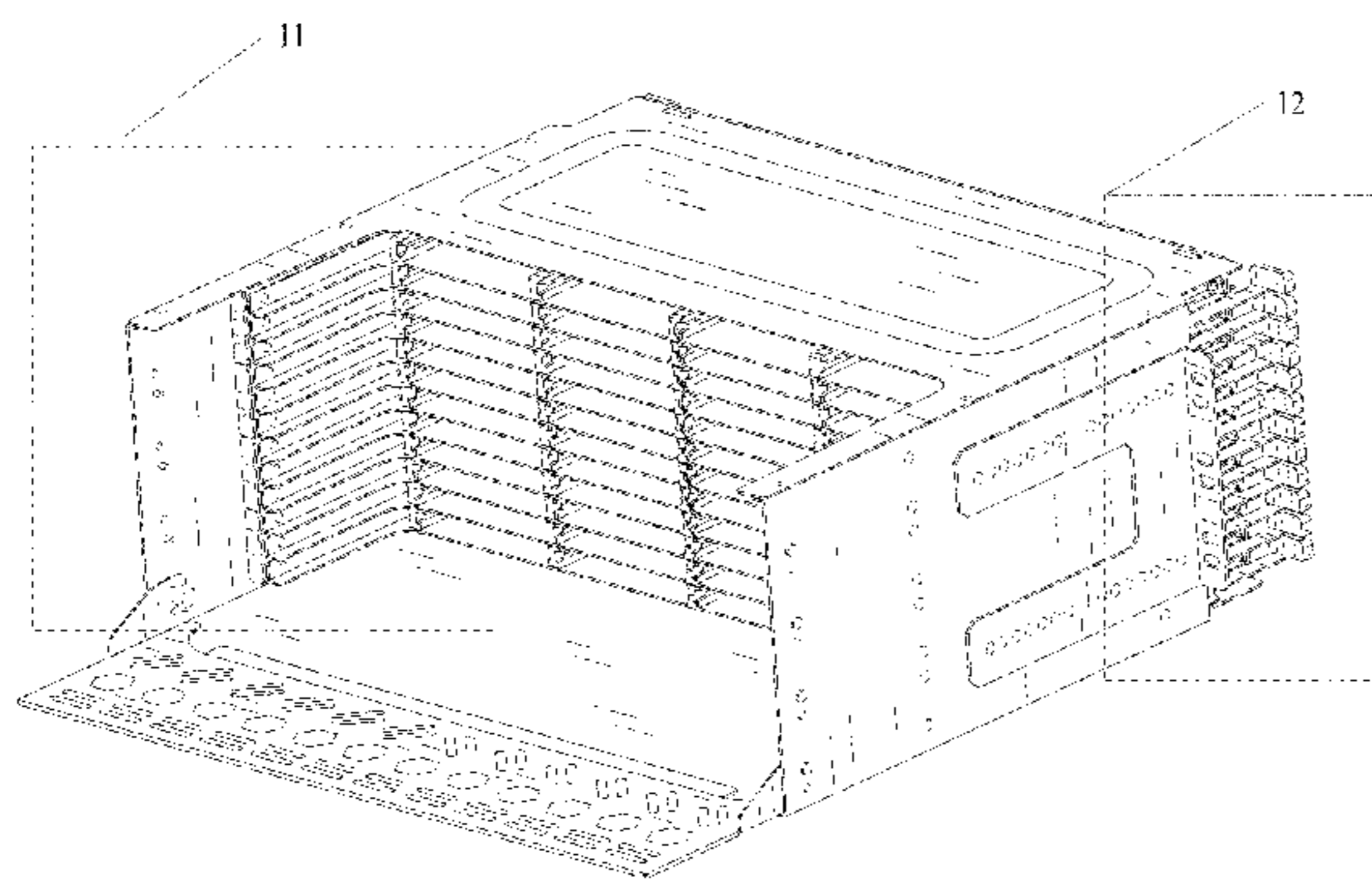
D369,779 S * 5/1996 Venditti D13/123
5,946,440 A * 8/1999 Puetz G02B 6/4455
385/135

(Continued)

FOREIGN PATENT DOCUMENTS

EP 2159613 A2 * 3/2010 G02B 6/4452
EP 2159617 A2 * 3/2010 G02B 6/4452

(Continued)



OTHER PUBLICATIONS

FHX Fiber Enclosure—An Innovated Fiber Optic Enclosure for High Density Cabling, posted at Fiberstore, posting date Jan. 17, 2018. Site visited Jun. 21, 2019. URL: <https://community.fs.com/blog/fhx-fiber-enclosure-get-network-up-and-run.html> (Year: 2018)</https>.*

(Continued)

Primary Examiner — Kevin K Rudzinski

Assistant Examiner — Kathleen L Jones

(74) *Attorney, Agent, or Firm* — Davis Wright Tremaine LLP

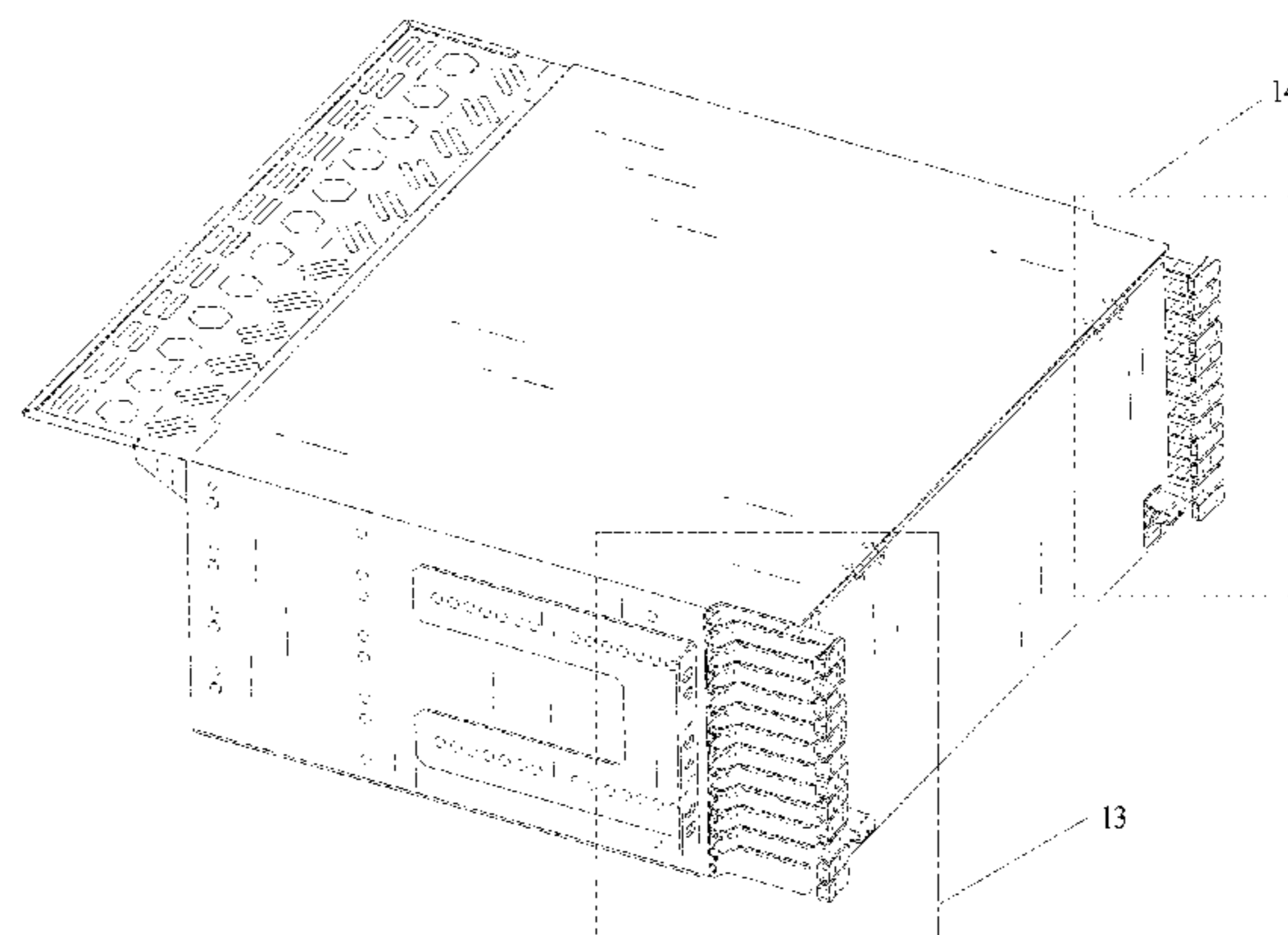
(57) **CLAIM**

The ornamental design for an ultra high density fiber enclosure, as shown and described.

DESCRIPTION

FIG. 1 is a front elevational view of an ultra high density fiber enclosure showing my new design;
FIG. 2 is a rear elevational view thereof;
FIG. 3 is a left side view thereof;
FIG. 4 is a right side view thereof;
FIG. 5 is a top plan view thereof;
FIG. 6 is a bottom plan view thereof;
FIG. 7 is a bottom, front and right side perspective view thereof;
FIG. 8 is a top, rear and left side perspective view thereof;
FIG. 9 is an enlarged view of portion 9 in FIG. 3;
FIG. 10 is an enlarged view of portion 10 in FIG. 6;
FIG. 11 is an enlarged view of portion 11 in FIG. 7;
FIG. 12 is an enlarged view of portion 12 in FIG. 7;
FIG. 13 is an enlarged view of portion 13 in FIG. 8; and,
FIG. 14 is an enlarged view of portion 14 in FIG. 8.
The broken lines in the drawings illustrate portions of the ultra high density fiber enclosure which form no part of the claimed design.

1 Claim, 14 Drawing Sheets



(56)

References Cited

U.S. PATENT DOCUMENTS

D419,533 S * 1/2000 Smith D13/184
 D422,265 S * 4/2000 Noble D13/152
 D425,492 S * 5/2000 Johnston D14/140.4
 D425,872 S * 5/2000 Johnston D14/140.4
 D431,532 S * 10/2000 Noble D13/152
 D496,907 S * 10/2004 Hwang G02B 6/4277
 D13/123
 6,819,555 B2 * 11/2004 Bologna G11B 33/08
 361/679.33
 D644,996 S * 9/2011 Hsu D13/147
 D671,077 S * 11/2012 Su D13/147
 D682,217 S * 5/2013 Katayanagi D13/147
 D726,656 S * 4/2015 Shimada D13/147
 D742,323 S * 11/2015 Endo D13/147
 D742,835 S * 11/2015 Gieski D13/154
 D770,984 S * 11/2016 Leung D13/152
 D781,788 S * 3/2017 Seo D13/152
 D784,930 S * 4/2017 Hsu D13/147
 D795,243 S * 8/2017 Petruzzo D14/313
 D795,815 S * 8/2017 Mikawa D13/147
 D797,730 S * 9/2017 Lai D14/349
 D798,856 S * 10/2017 Menendez D14/313
 D804,484 S * 12/2017 Kim D14/435
 D832,211 S * 10/2018 Ladd D13/110
 10,191,238 B1 * 1/2019 Monaghan G02B 6/4471
 D850,384 S * 6/2019 Kirk D13/147
 2010/0054686 A1 * 3/2010 Cooke G02B 6/4471
 385/135

2010/0220968 A1 * 9/2010 Dagley G02B 6/4452
 385/135
 2011/0122573 A1 * 5/2011 Peng G06F 1/20
 361/679.48
 2015/0219866 A1 * 8/2015 Veatch G02B 6/445
 385/135
 2018/0129008 A1 * 5/2018 Gonzalez Covarrubias
 G02B 6/4455
 2018/0157000 A1 * 6/2018 Bakatsias G02B 6/4455

FOREIGN PATENT DOCUMENTS

WO WO-2014124001 A2 * 8/2014 G02B 6/4452
 WO WO-2017019910 A1 * 2/2017 H04Q 1/02

OTHER PUBLICATIONS

Fiber Optic Indoor Rack Mount Enclosure, posted at AM Products, posting date Jun. 12, 2017. Site visited Jun. 21, 2019. URL: <https://amprod.us/"" rack-mount-8012=""></https:> (Year: 2017).*

RTS Series—Rack Mount Fiber Enclosures, posted at Optical Cable Corporation, posting date Jan. 29, 2014. Site visited Jun. 21, 2019. URL: <http://www.occfiber.com/"" product="" rts-series-rack-mount-fiber-enclosures=""></http:> (Year: 2014).*

Corning Rack Mount Fiber Optic Patch Panel Installation Instruction, posted at Fosco Connect, dated Nov. 18, 2010. Site visited Jun. 21, 2019. URL: <https://www.fiberoptics4sale.com/"" blogs="" archive-posts="" 95047622-corning-rack-mount-fiber-optic-patch-panel-installation-instruction-cch-01u-and-cch-02u=""> (Year: .*)

* cited by examiner

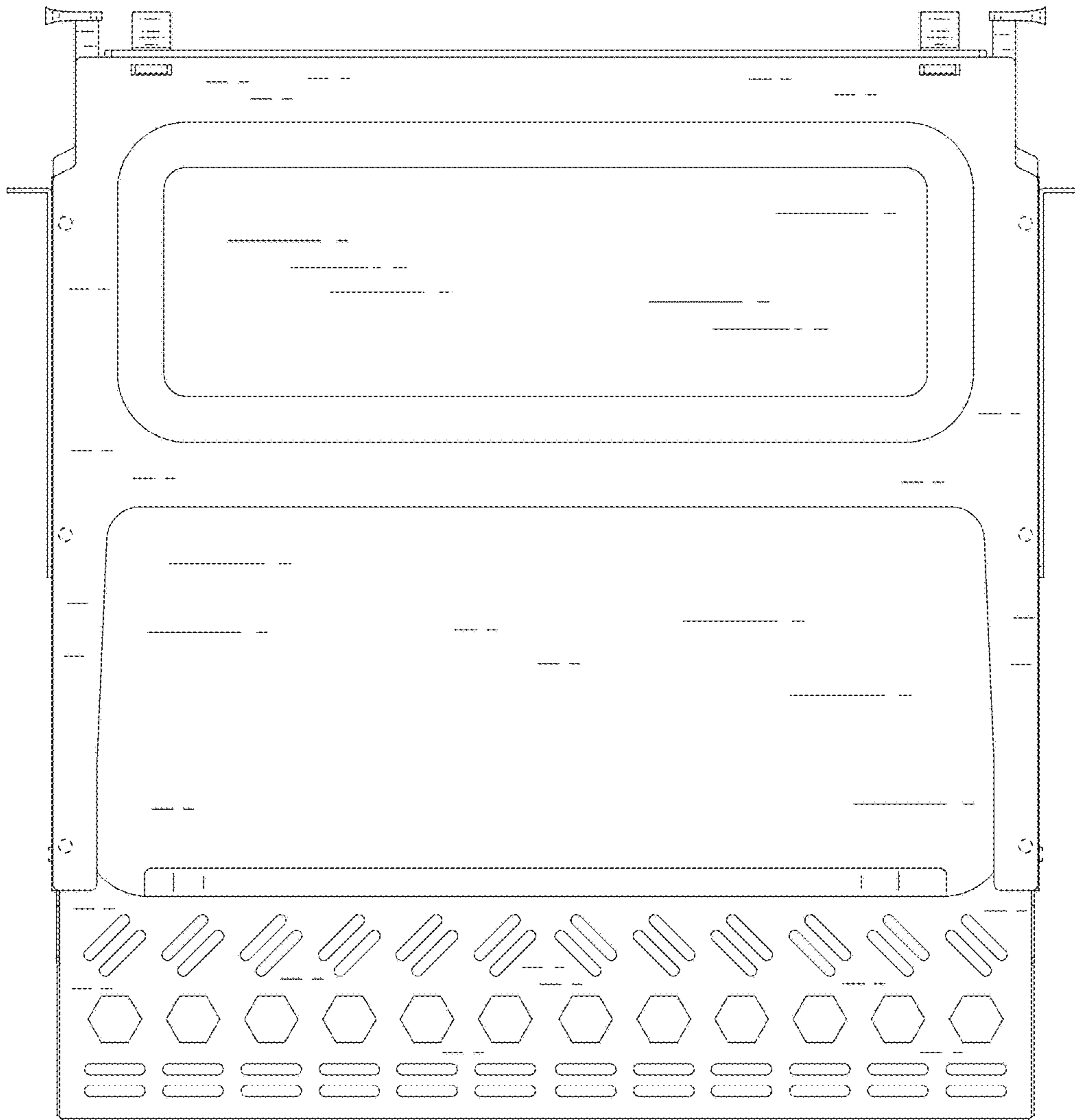


Fig. 1

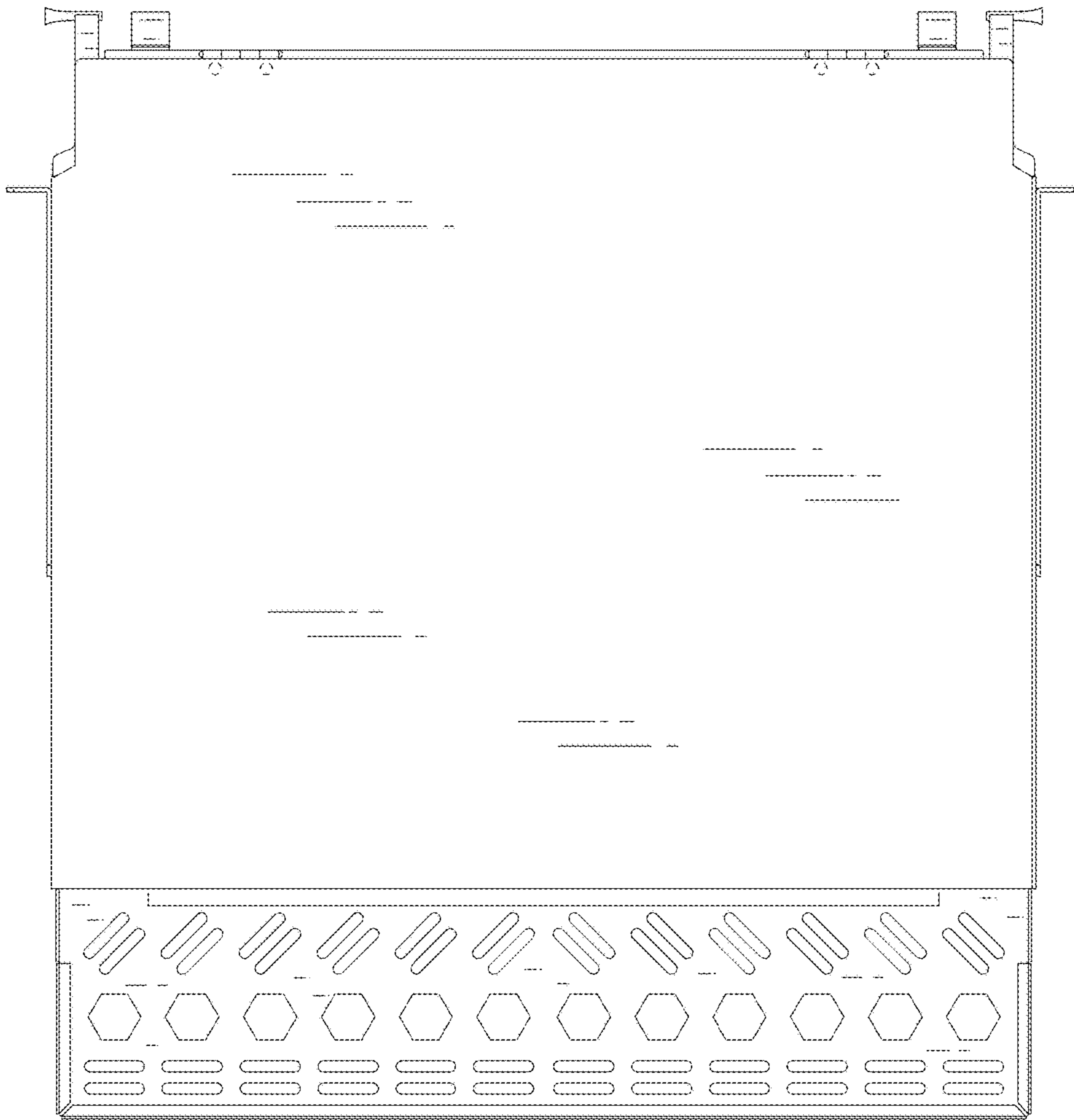


Fig. 2

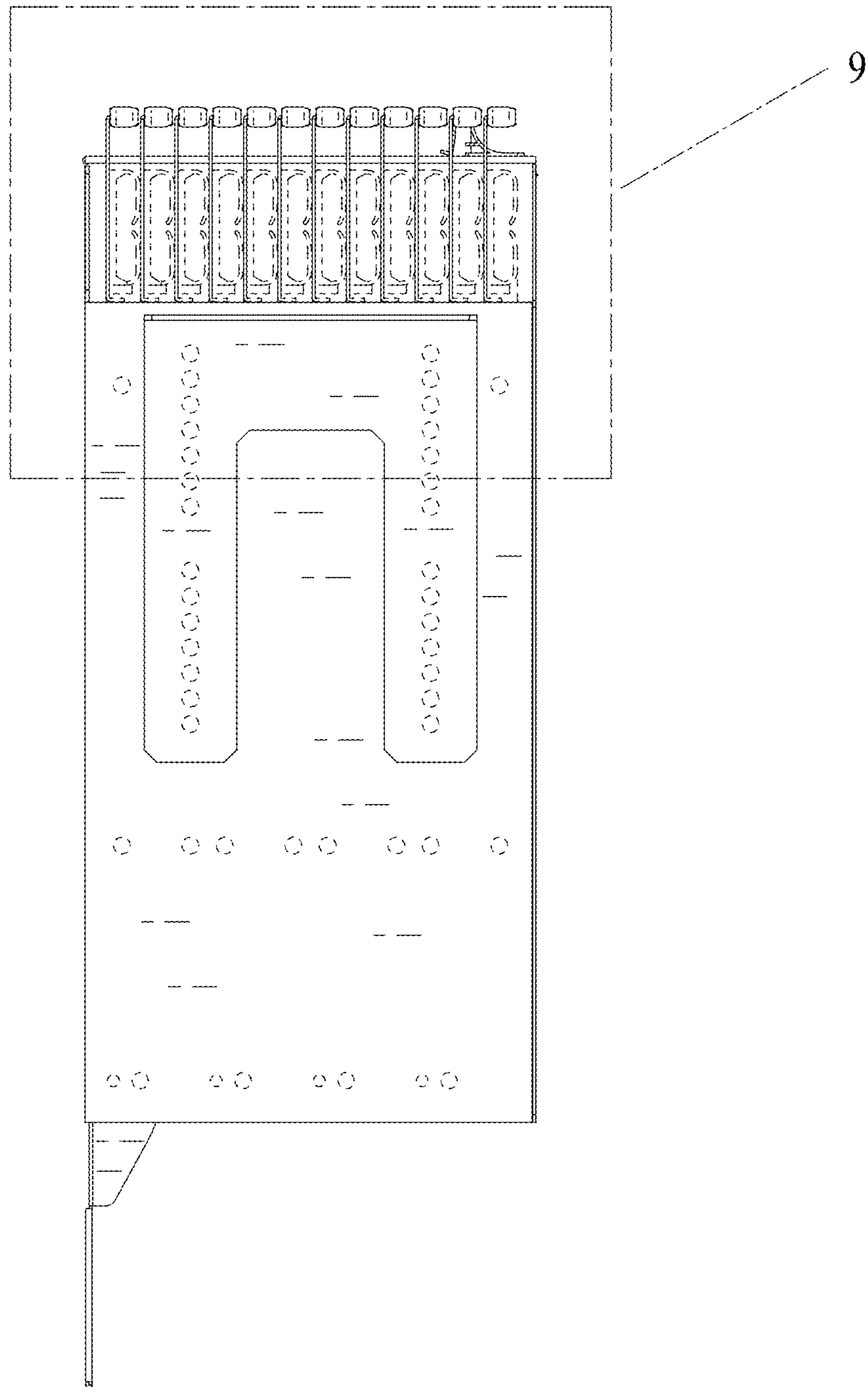


Fig.3

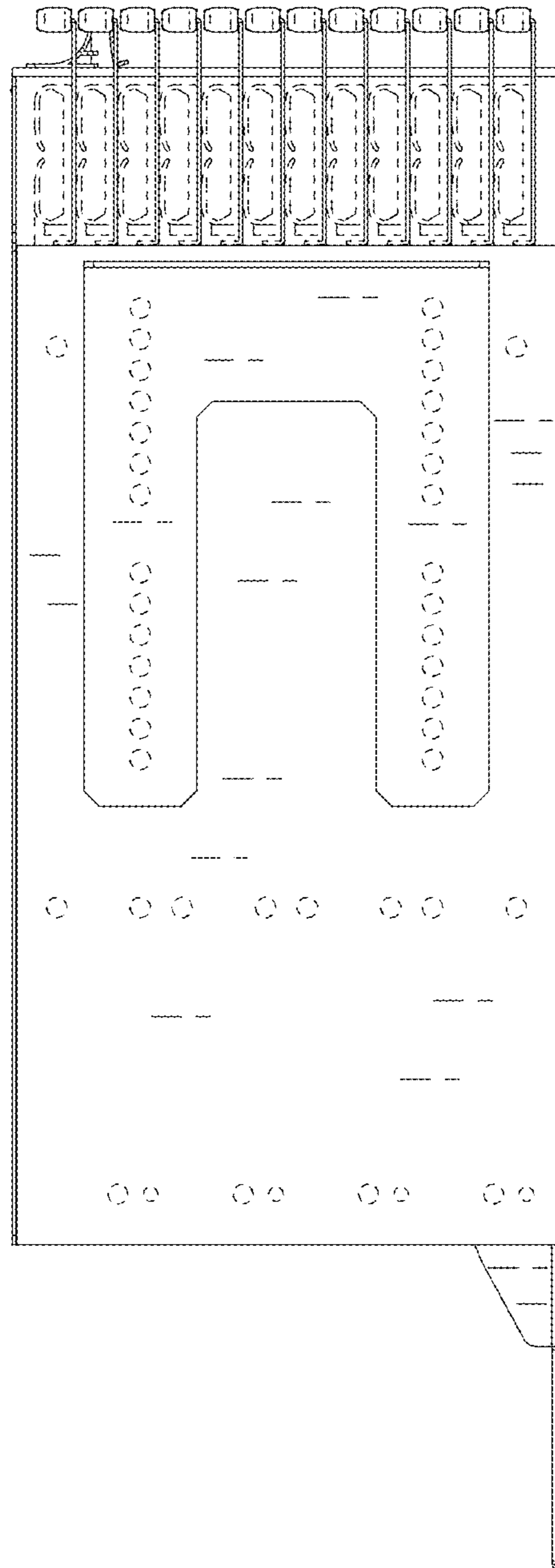


Fig. 4




Fig.5

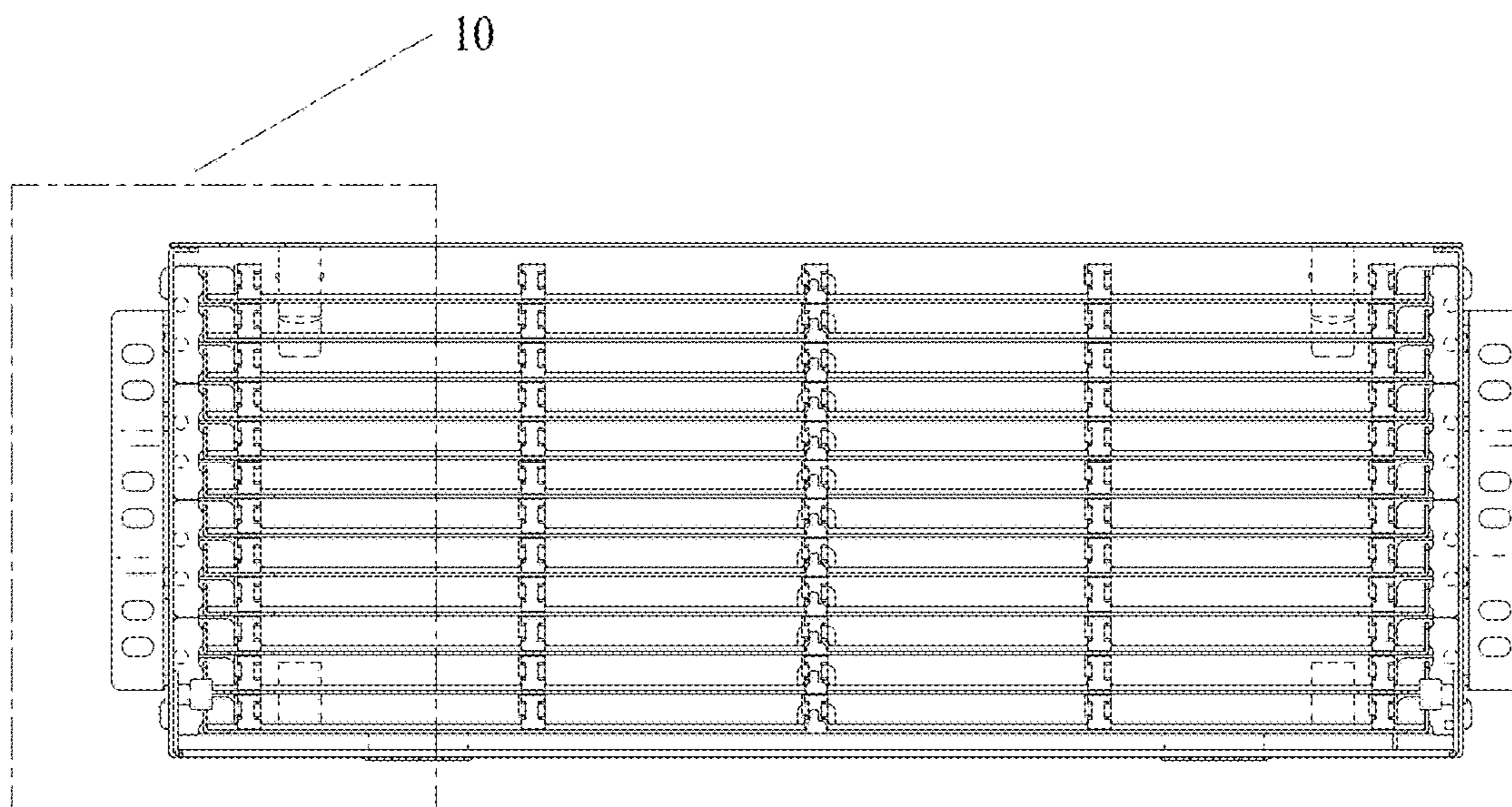


Fig. 6

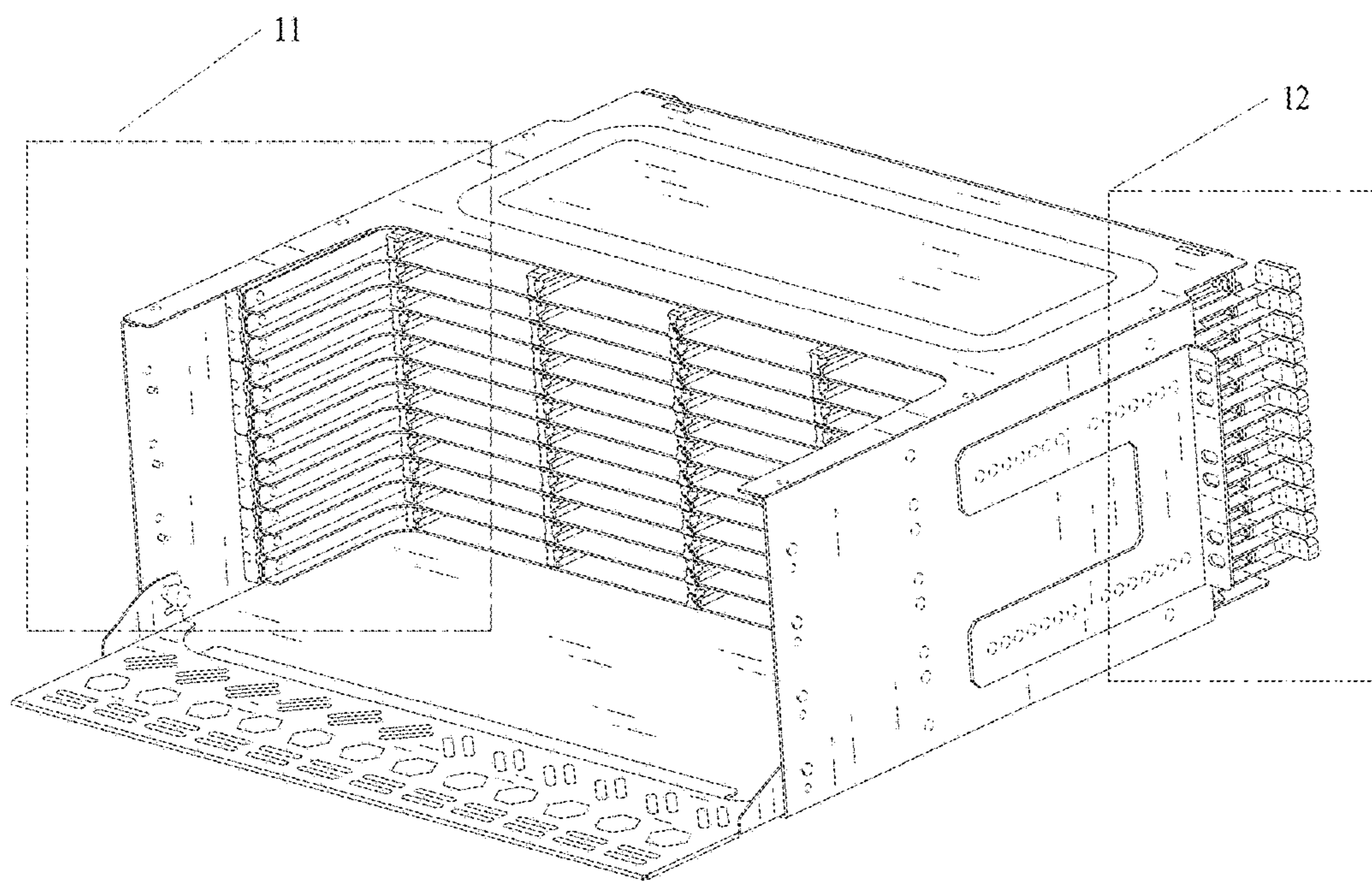


Fig. 7

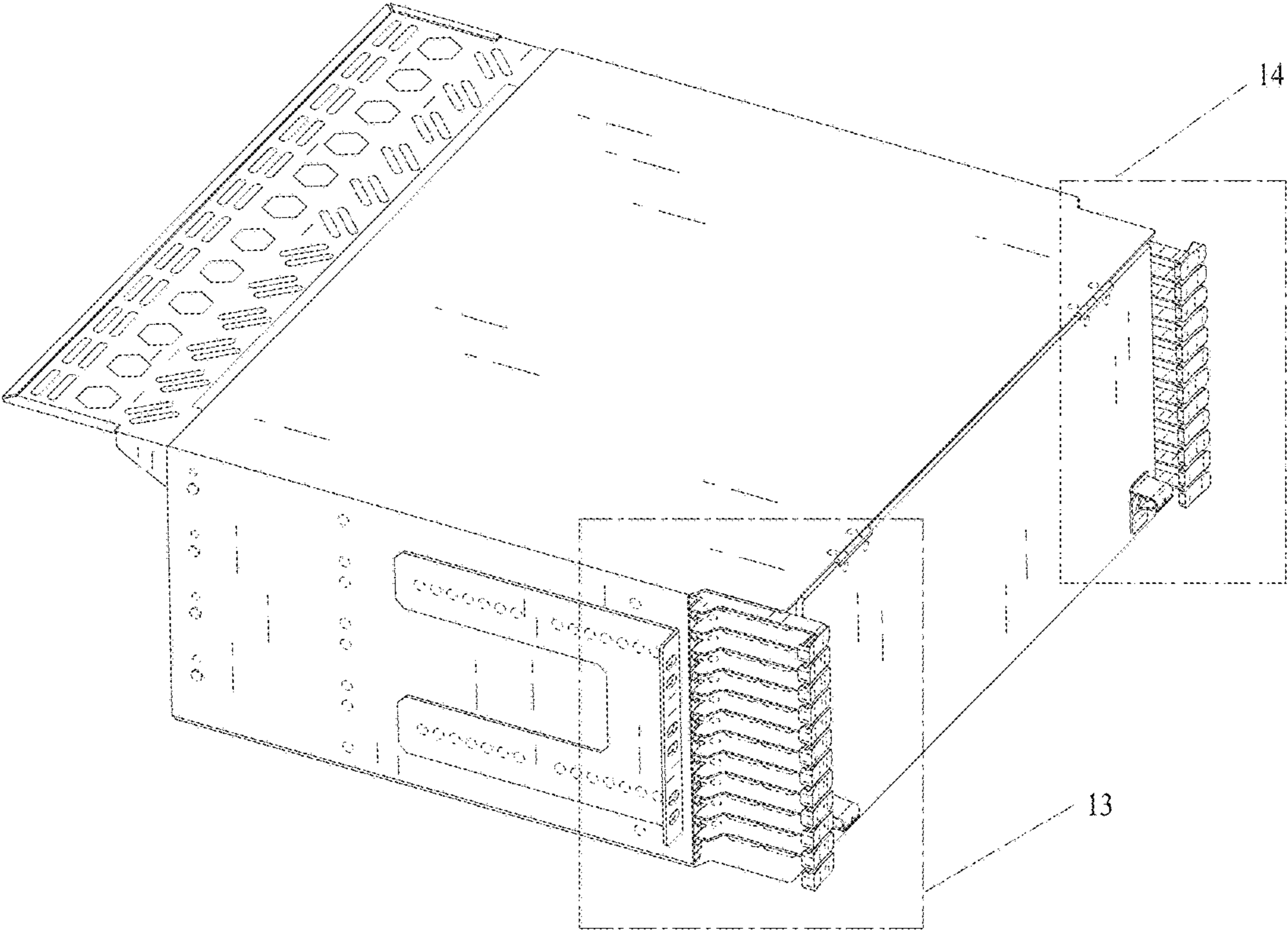


Fig. 8

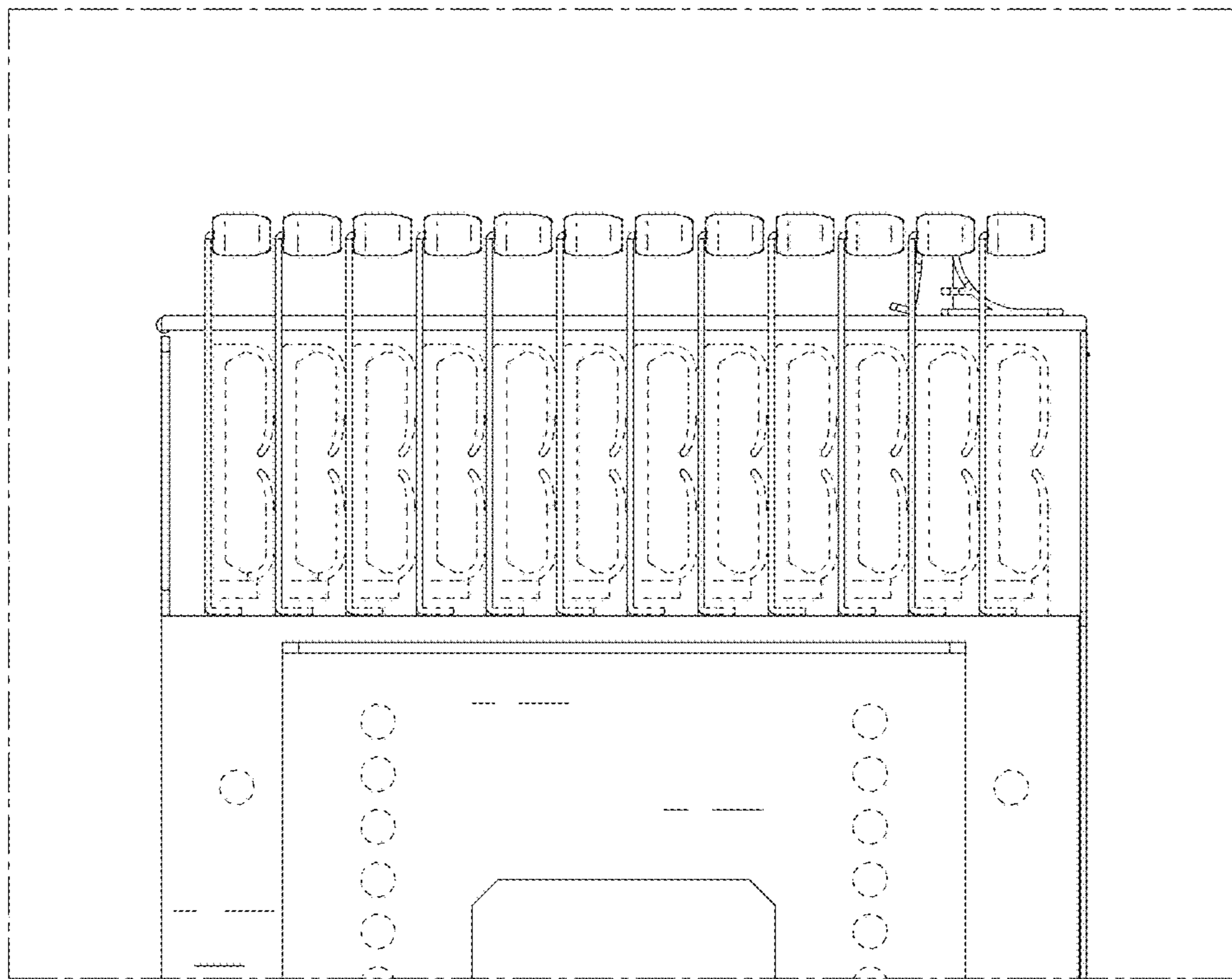


Fig. 9

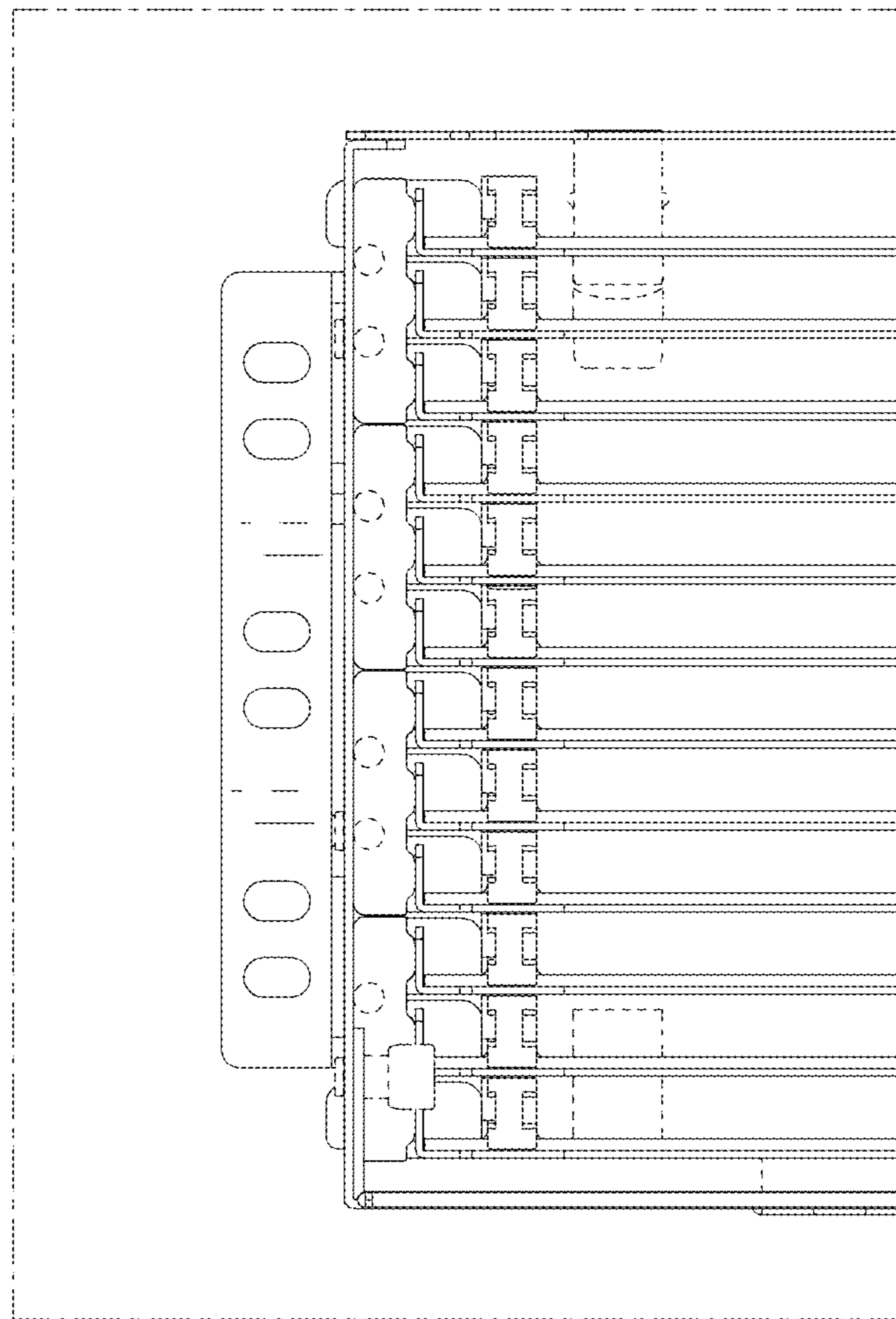


Fig. 10




Fig. 11

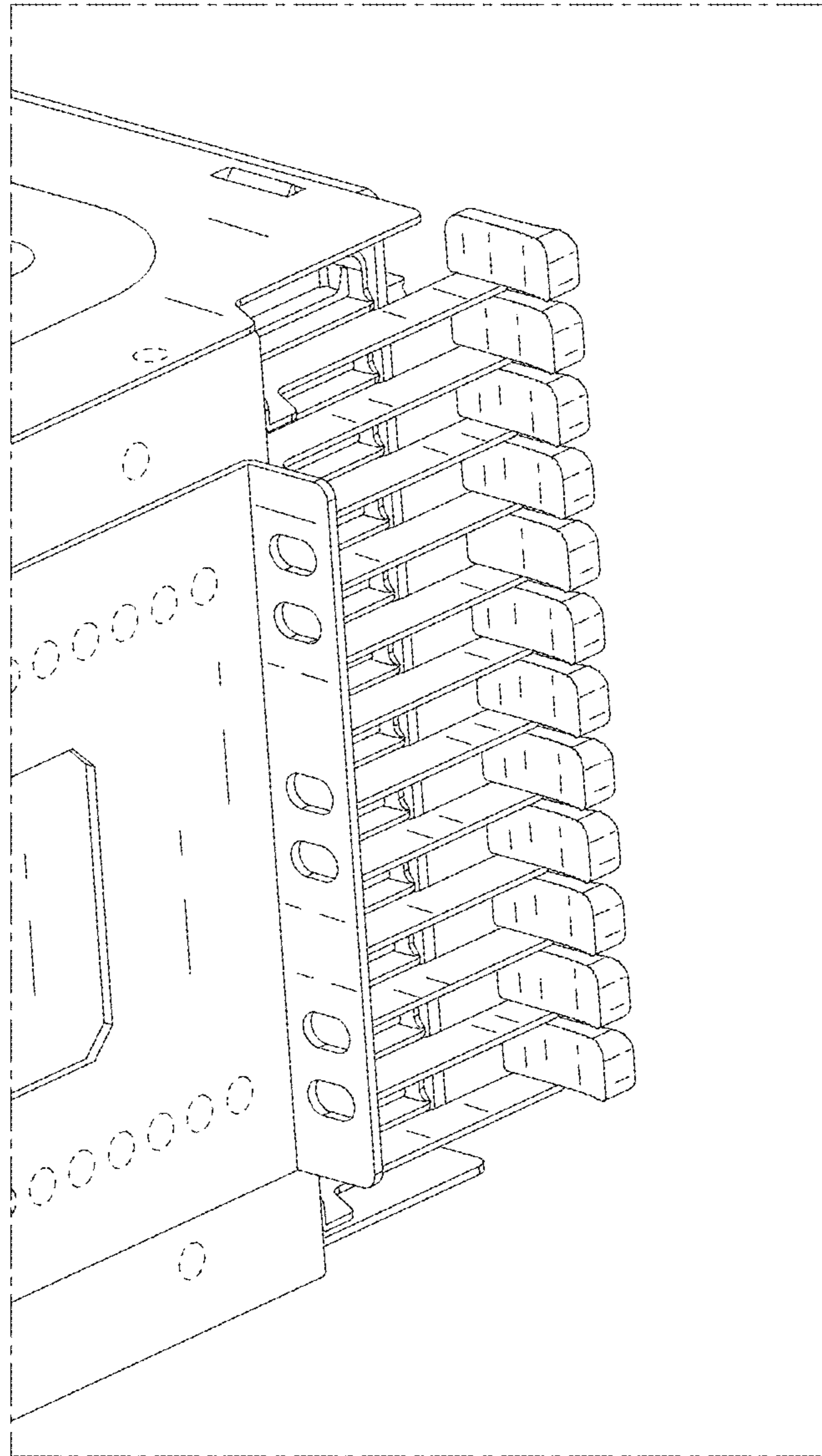


Fig. 12

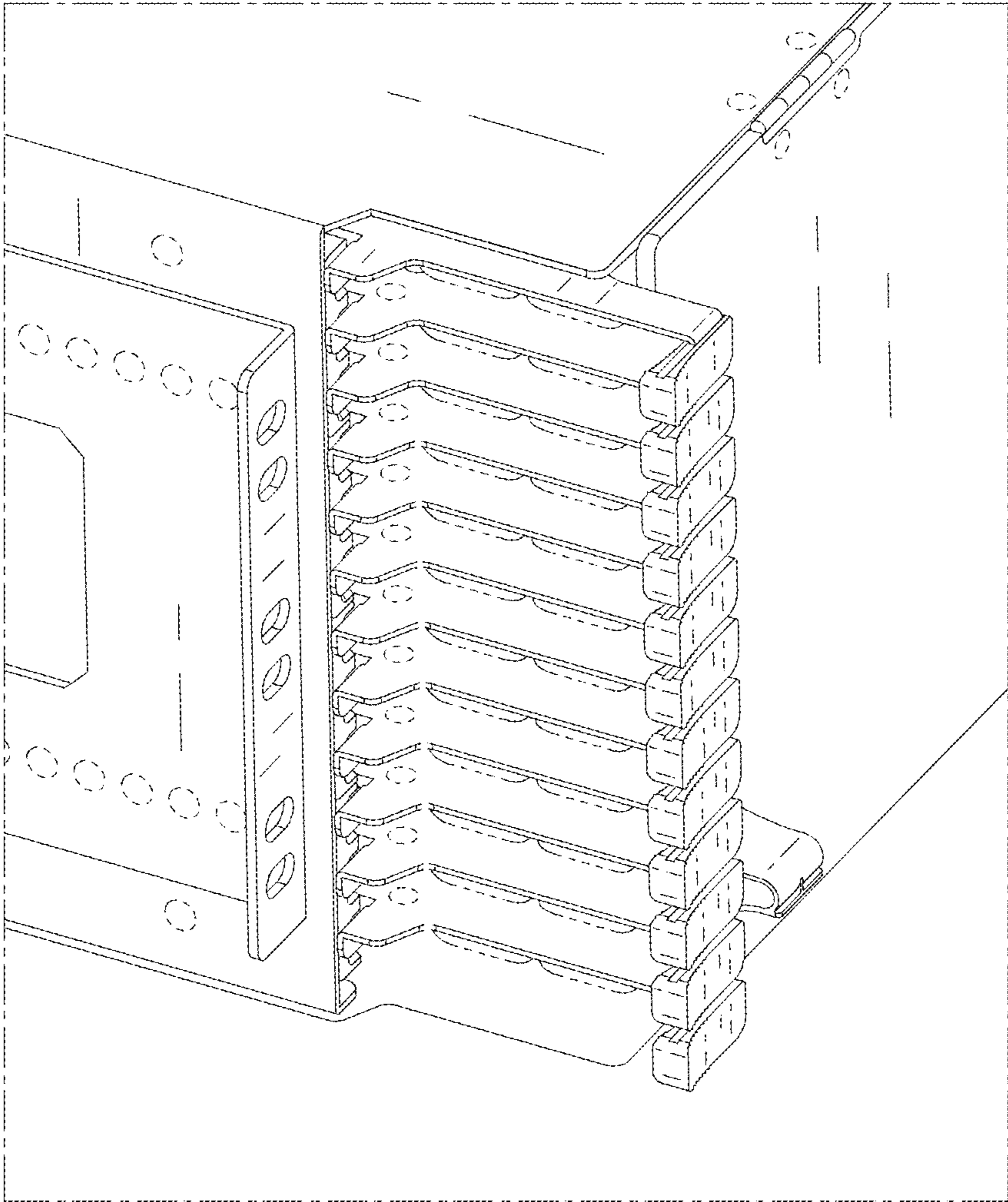


Fig.13

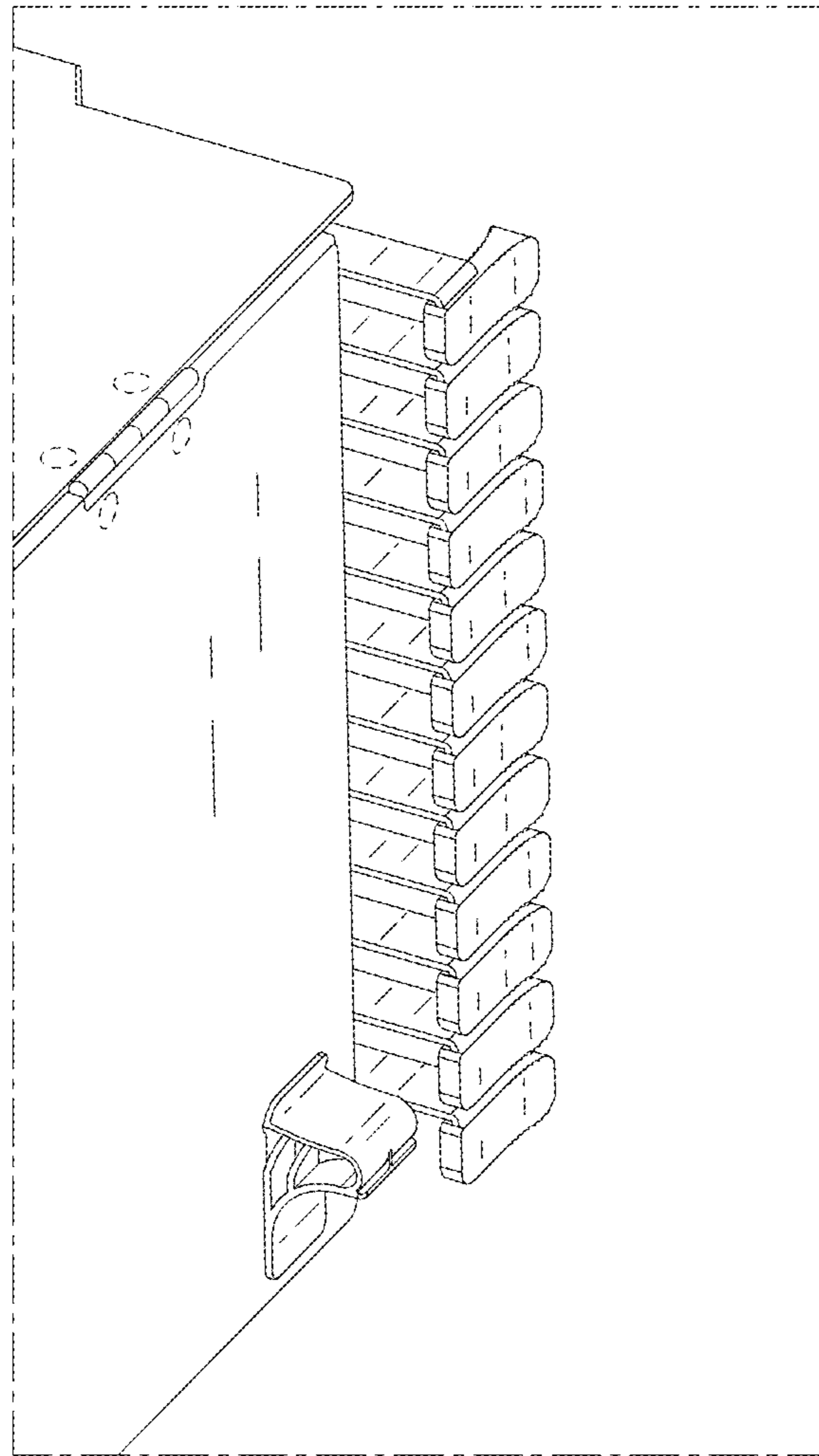


Fig. 14