



US00D865668S

(12) **United States Design Patent** (10) **Patent No.:** **US D865,668 S**
Roberts (45) **Date of Patent:** **** Nov. 5, 2019**

(54) **INDUCTIVE CHARGER**
(71) Applicant: **James Roberts**, St Martin (JE)
(72) Inventor: **James Roberts**, St Martin (JE)
(73) Assignee: **Flashbay Electronics Hong Kong Limited**, Hong Kong (HK)
(**) Term: **15 Years**
(21) Appl. No.: **29/658,825**
(22) Filed: **Aug. 3, 2018**
(51) **LOC (12) Cl.** **13-02**
(52) **U.S. Cl.**
USPC **D13/108**
(58) **Field of Classification Search**
USPC D13/107-110, 118-119, 184; D14/251,
D14/253, 432, 434
CPC Y02E 60/12; Y02T 90/14; Y02T 90/122;
Y02T 90/128; Y02T 90/163; Y02T
10/7005; Y02T 10/7088; H02J 7/025;
H02J 7/0042; H02J 7/0044; H02J 7/0045;
H02J 7/0003; H01F 38/14; H01R
13/6675; H01M 2/1022; H01M 2/1055;
H01M 10/44; H01M 10/46; H01M
10/425; B60L 11/182
See application file for complete search history.

D636,724 S * 4/2011 Nomi D13/108
D637,951 S * 5/2011 Perez D13/108
D680,067 S * 4/2013 Nomi D13/108
D719,505 S * 12/2014 Kim D13/108
D727,259 S * 4/2015 Hwang D13/108
D765,597 S * 9/2016 Kim D13/108
D774,454 S * 12/2016 Kim D13/108
D782,976 S * 4/2017 Zhang D13/108
D782,977 S * 4/2017 Zhang D13/108
D818,434 S * 5/2018 Doiron D13/108
D851,588 S * 6/2019 Ma D13/108
D852,738 S * 7/2019 Backett D13/108

* cited by examiner

Primary Examiner — Rosemary K Tarcza

(57) **CLAIM**

The ornamental design for an inductive charger, as shown and described.

DESCRIPTION

FIG. 1 is a top view of the inductive charger.
FIG. 2 is a bottom view of the inductive charger.
FIG. 3 is a rear view of the inductive charger.
FIG. 4 is a front view of the inductive charger.
FIG. 5 is a left side view of the inductive charger.
FIG. 6 is a right side view of the inductive charger.
FIG. 7 is a top, front, left perspective of the inductive charger; and,
FIG. 8 is a top, rear, right perspective of the inductive charger.

1 Claim, 2 Drawing Sheets

(56) **References Cited**
U.S. PATENT DOCUMENTS
D611,898 S * 3/2010 Yang D13/108
D623,133 S * 9/2010 Nomi D13/108

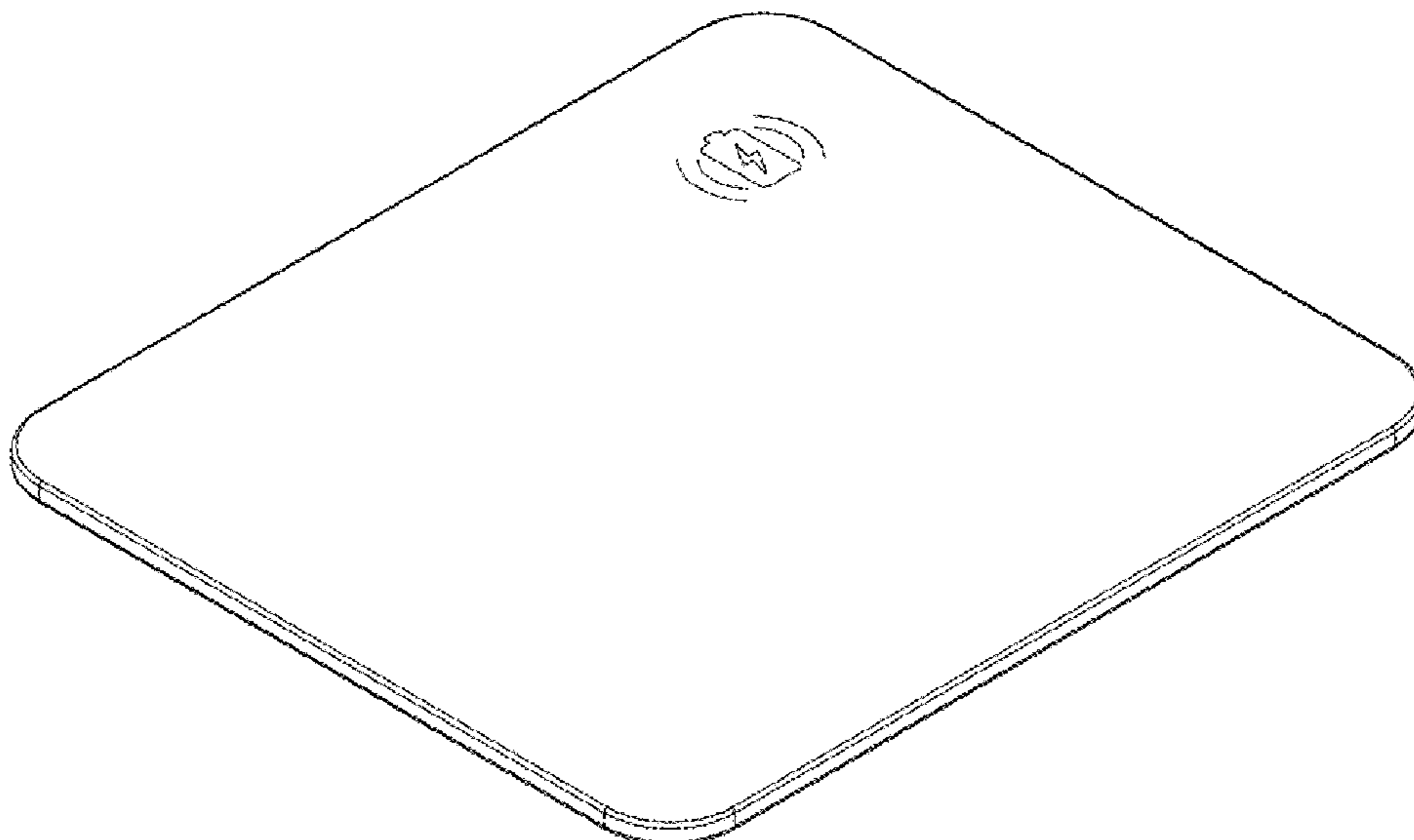


FIG.1




FIG.2




FIG.3

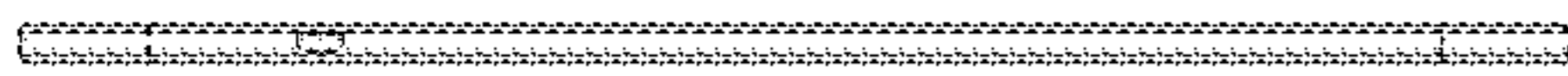


FIG.4




FIG.5

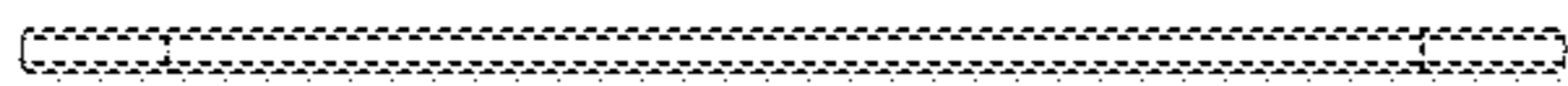


FIG.6

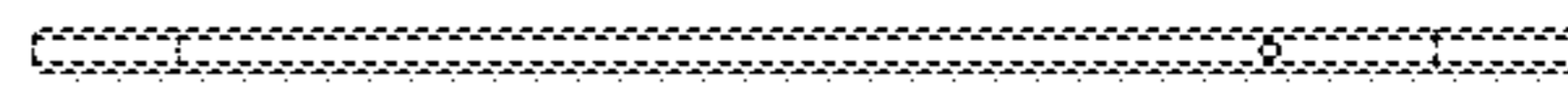


FIG.7

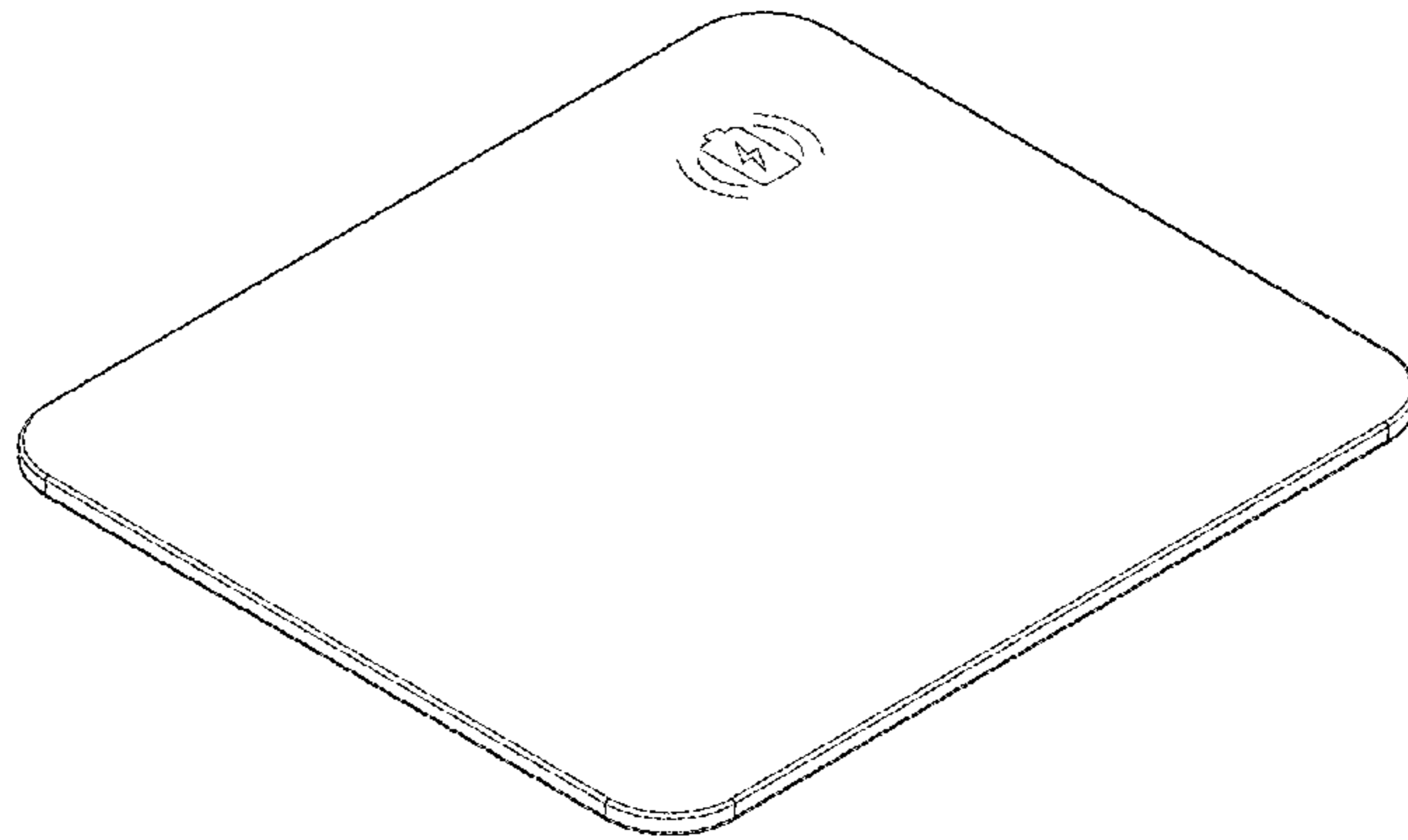


FIG.8

