



US00D865652S

(12) **United States Design Patent** (10) **Patent No.:** **US D865,652 S**
Jones et al. (45) **Date of Patent:** **** *Nov. 5, 2019**

(54) **TIRE**

(71) Applicant: **The Goodyear Tire & Rubber Company**, Akron, OH (US)

(72) Inventors: **Ashley Amanda Jones**, Akron, OH (US); **Derek John Becker**, Munroe Falls, OH (US); **Paul Bryan Maxwell**, Kent, OH (US)

(73) Assignee: **The Goodyear Tire & Rubber Company**, Akron, OH (US)

(*) Notice: This patent is subject to a terminal disclaimer.

(**) Term: **15 Years**

(21) Appl. No.: **29/628,054**

(22) Filed: **Dec. 1, 2017**

(51) **LOC (12) Cl.** **12-15**

(52) **U.S. Cl.**
USPC **D12/553**

(58) **Field of Classification Search**
USPC D12/533-567, 604
CPC Y10T 152/10027; B60C 1/0016; B60C 11/0306; B60C 11/0302; B60C 3/06; B60C 9/17

See application file for complete search history.

(56) **References Cited**

U.S. PATENT DOCUMENTS

D304,558 S	*	11/1989	Fukumoto	D12/588
D371,756 S	*	7/1996	Kishi	D12/588
D383,713 S		9/1997	Grosskopf	D12/146
D385,234 S	*	10/1997	Young	D12/553
D385,235 S		10/1997	Young	D12/141
D388,370 S		12/1997	Young et al.	D12/146
D390,510 S		2/1998	Stone et al.	D12/143
D397,647 S		9/1998	Young	D12/146
D414,446 S		9/1999	Kemp, Jr.	D12/141

(Continued)

OTHER PUBLICATIONS

Goodyear Trailer—G316 found online [Sep. 20, 2018]—<https://rvtires.com/product/goodyear-g316-lht-fuel-max-25570r22-5/?v=7516fd43adaa>.*

Primary Examiner — Lakiya G Rogers

Assistant Examiner — John A Voytek

(74) *Attorney, Agent, or Firm* — Robert N. Lipsik

(57) **CLAIM**

The ornamental design for a tire, as shown and described.

DESCRIPTION

FIG. 1 is a perspective view of a tire showing our new design, it being understood that the pattern repeats uniformly throughout the circumference of the tread;

FIG. 2 is a front elevational view thereof;

FIG. 3 is a right side elevational view thereof; the left side elevational view being identical thereto;

FIG. 4 is an enlarged fragmentary front elevational view thereof;

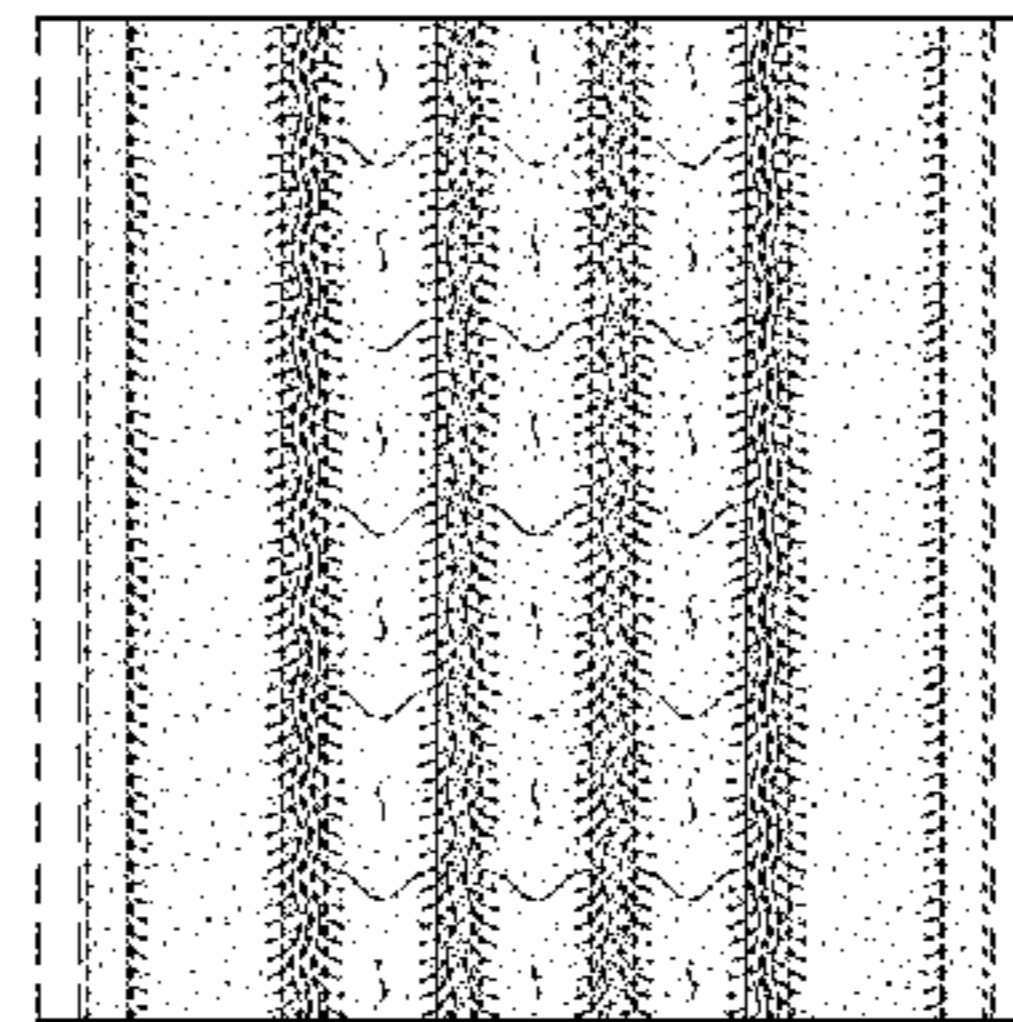
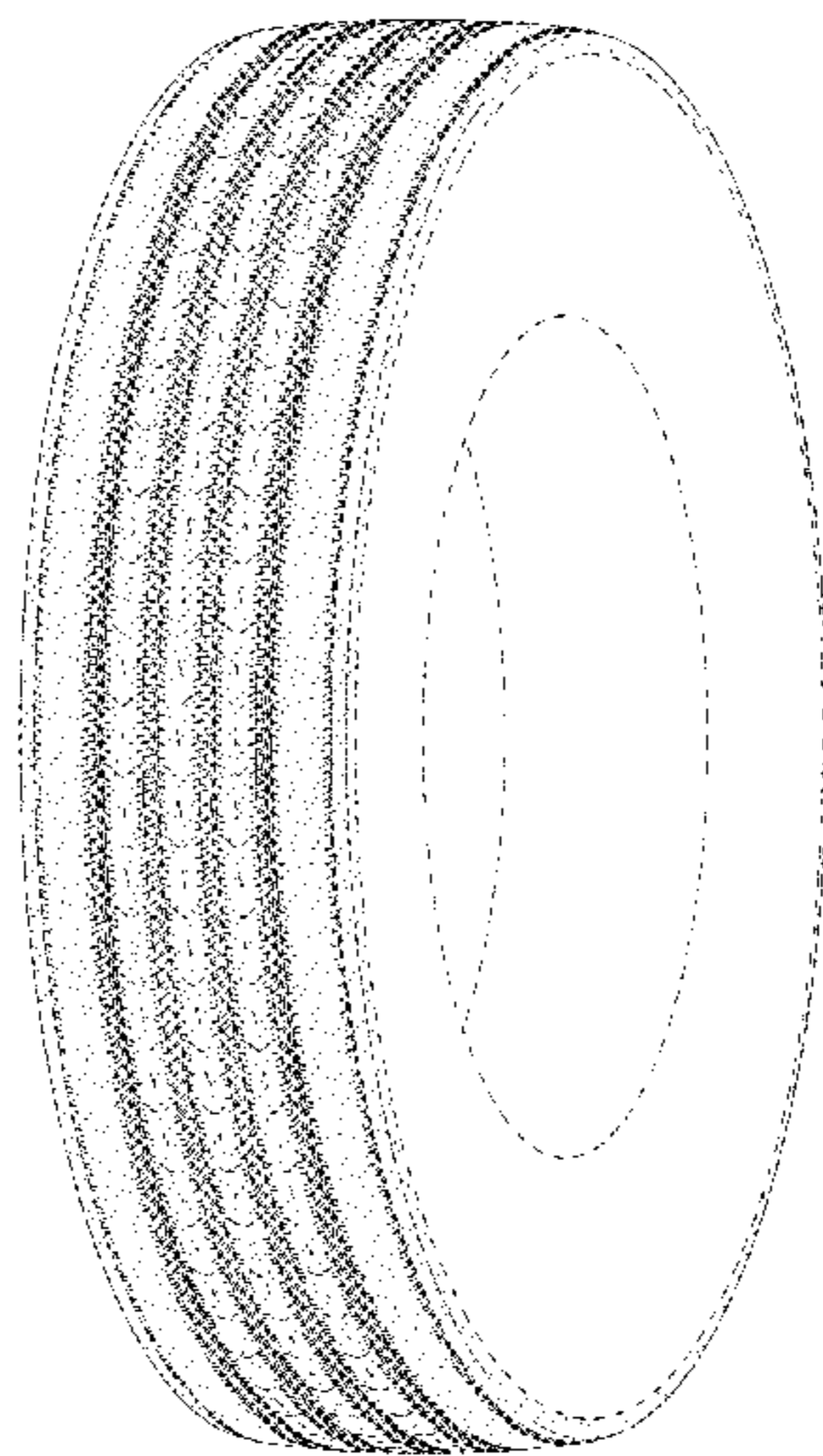
FIG. 5 is a perspective view of a second embodiment of a tire showing our new design, it being understood that the interior of the tire forms no part of the claim, that the pattern repeats uniformly throughout the circumference of the tread and that the opposite side view is identical thereto;

FIG. 6 is a front elevational view of a second embodiment, it being understood that an enlarged fragmentary view thereof would be substantially identical to that shown in FIG. 4, with the exception of the inclusion of the sidewall in the claim; and,

FIG. 7 is a cross-sectional view taken along line 7-7 of FIG. 2.

In the drawings, the broken lines immediately adjacent to the outer edges of the tire shoulder represent boundaries of the claim, and the broken lines depict environmental subject matter only and form no part of the claimed design.

1 Claim, 7 Drawing Sheets



(56)

References Cited

U.S. PATENT DOCUMENTS

D414,725 S 10/1999 Kemp, Jr. D12/143
 D448,707 S 10/2001 Maziarka et al. D12/147
 D451,438 S 12/2001 Galante et al. D12/146
 D451,860 S 12/2001 Schuster et al. D12/147
 D464,025 S 10/2002 Okano D12/588
 D472,204 S 3/2003 Kemp, Jr. D12/588
 D489,036 S 4/2004 Irimiya D12/553
 D502,444 S * 3/2005 Wage D12/588
 D506,722 S 6/2005 Nonaka D12/553
 D555,081 S 11/2007 Feider et al. D12/588
 D584,679 S * 1/2009 Radulescu D12/553
 D604,230 S 11/2009 Brown et al. D12/588
 D605,107 S 12/2009 Ludwig et al. D12/588
 D605,108 S 12/2009 Brown et al. D12/588
 D609,169 S 2/2010 Feider D12/588
 D609,170 S 2/2010 Feider et al. D12/588
 D609,175 S 2/2010 Feider et al. D12/600
 D610,077 S * 2/2010 Tobino D12/601
 D613,680 S 4/2010 Dixon et al. D12/588
 D615,922 S 5/2010 Takano D12/588
 D619,529 S 7/2010 Georges et al. D12/590
 D635,915 S 4/2011 Hamada D12/588

D640,968 S 7/2011 Cazin-Bourguignon et al.
 D12/583
 D642,511 S 8/2011 Strader et al. D12/587
 D673,897 S 1/2013 Krier D12/587
 D674,740 S 1/2013 Mathonet et al. D12/588
 D674,741 S 1/2013 Mathonet et al. D12/588
 D686,973 S 7/2013 Otani D12/588
 D718,223 S * 11/2014 Gommez D12/553
 D730,273 S 5/2015 Schimmoeller D12/601
 D735,640 S * 8/2015 Vandaele D12/553
 D746,765 S * 1/2016 Hutz D12/588
 D755,116 S 5/2016 Wang et al. D12/588
 D764,397 S 8/2016 Dixon et al. D12/601
 D765,023 S 8/2016 Parr et al. D12/601
 D768,059 S 10/2016 Brown D12/588
 D780,101 S 2/2017 Brown D12/590
 D780,671 S * 3/2017 Aube D12/553
 D781,221 S 3/2017 Oji D12/586
 D785,551 S 5/2017 Farinelle et al. D12/588
 D789,277 S 6/2017 Dixon et al. D12/518
 D789,284 S 6/2017 Krier et al. D12/588
 D811,992 S * 3/2018 Di-Mauro D12/588
 D817,261 S * 5/2018 Becker D12/553
 D828,290 S * 9/2018 Reygrobellet D12/588

* cited by examiner

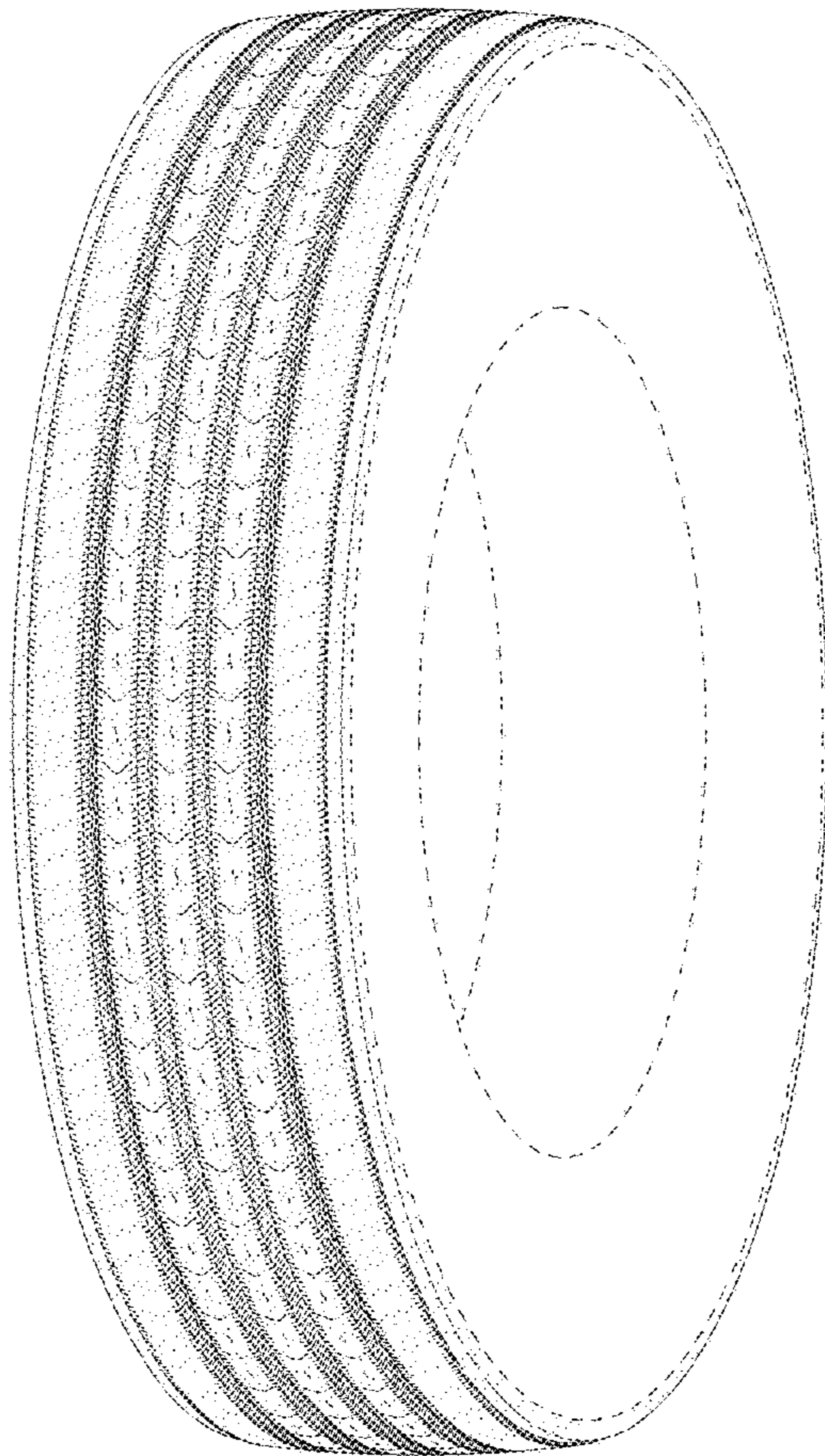


FIG - 1

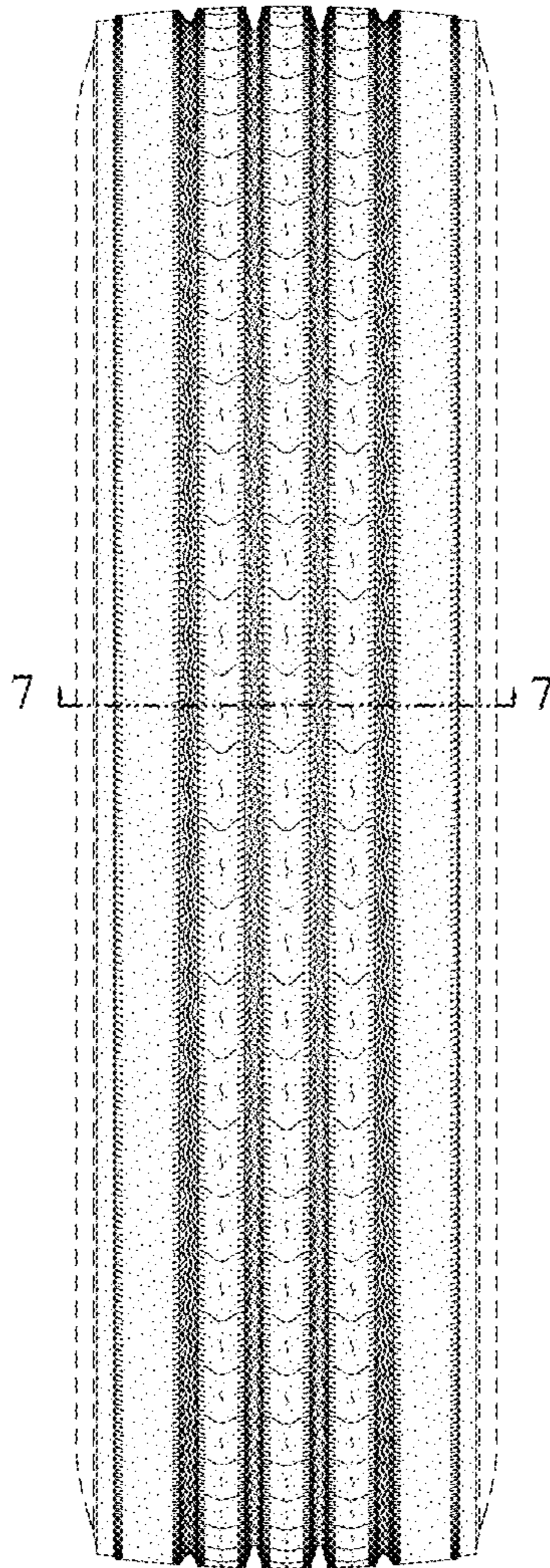


FIG - 2




FIG - 3

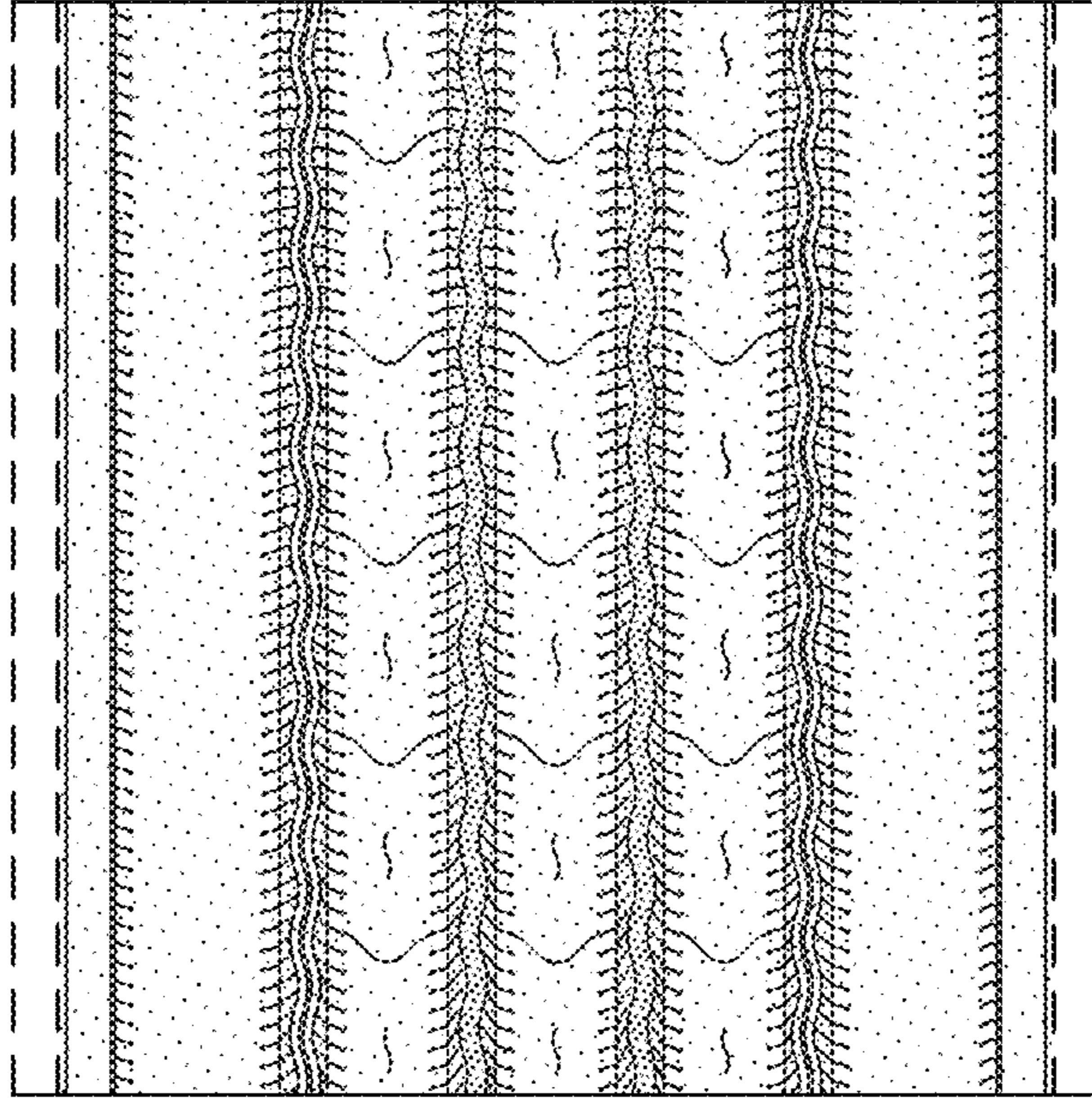


FIG - 4

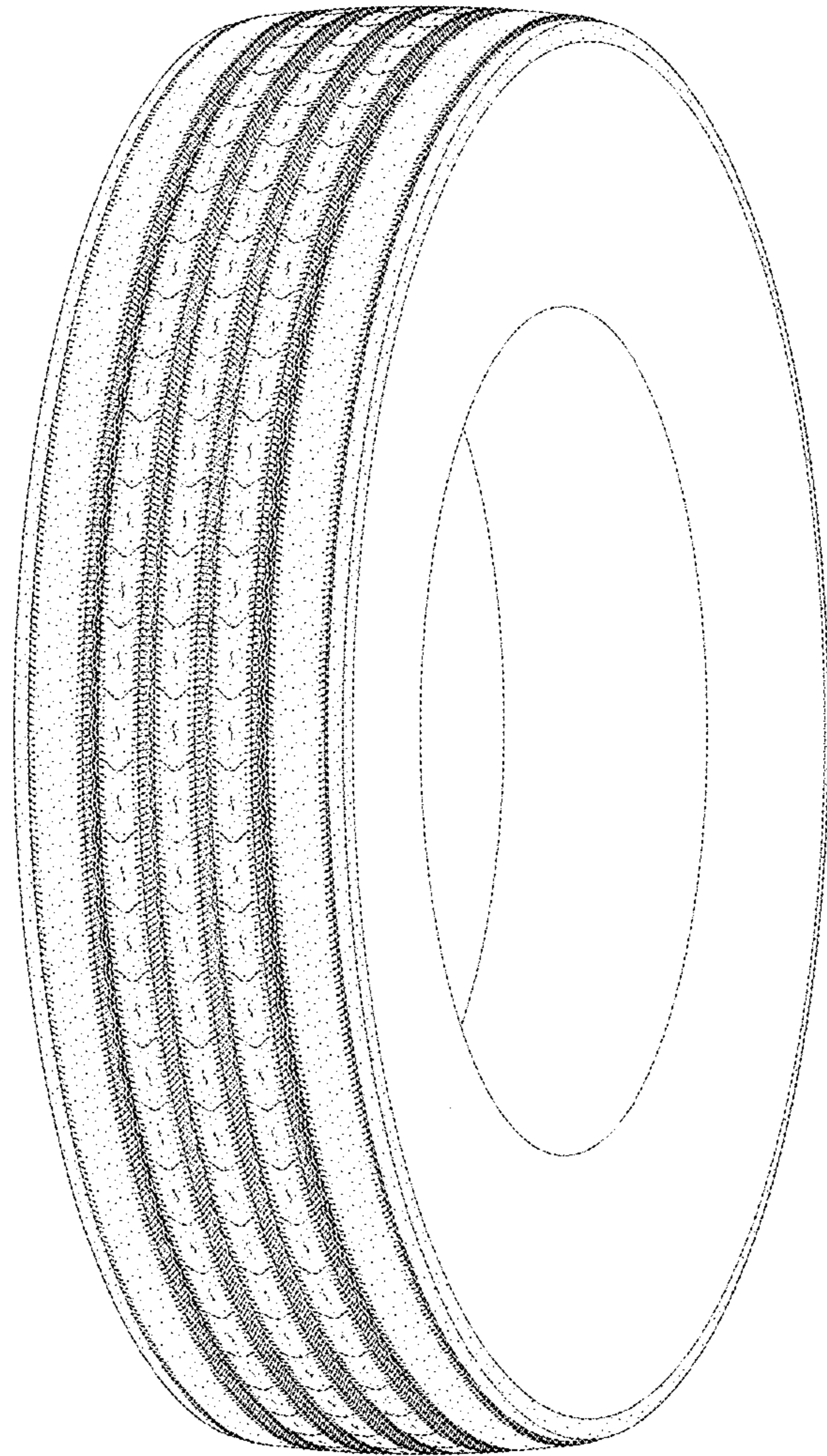


FIG - 5

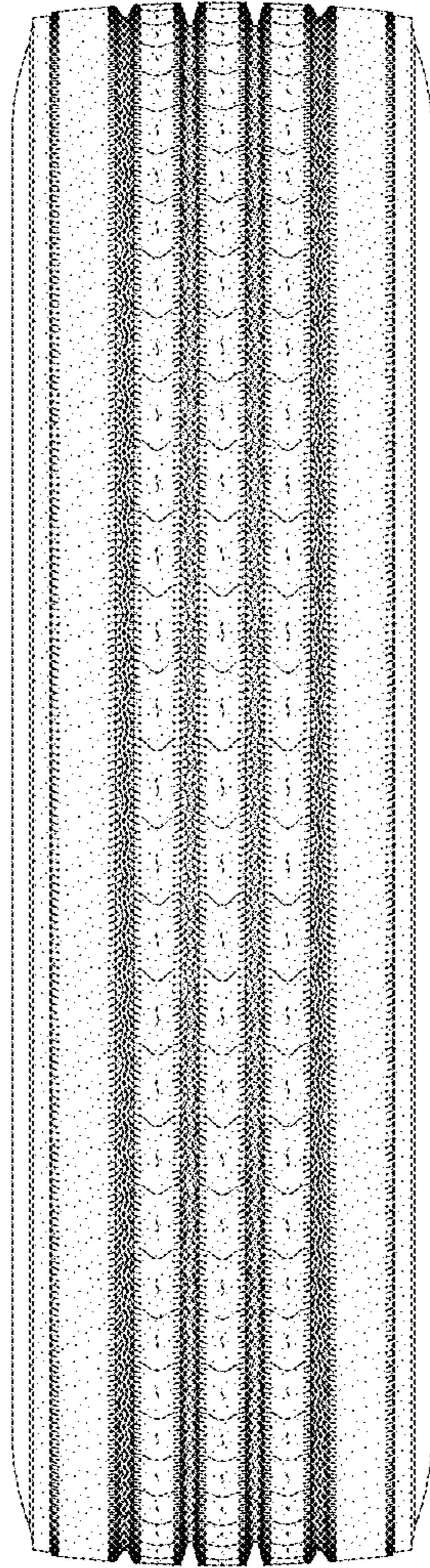


FIG - 6

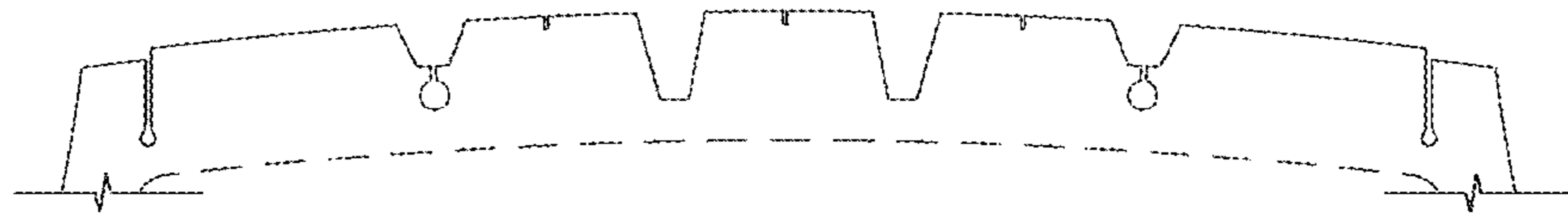


FIG - 7