

US00D865649S

(12) **United States Design Patent**
Chen et al.

(10) **Patent No.:** **US D865,649 S**

(45) **Date of Patent:** **** Nov. 5, 2019**

(54) **TIRE TREAD**

(71) Applicant: **Deestone Corporation Limited,**
Samutsakorn (TH)

(72) Inventors: **Buo Chen,** Katy, TX (US); **Huakao Dang,** Qingdao (CN); **Nontakaew Kittipong,** Nonthaburi (TH); **Wongsariyanich Kirk,** Samutsakorn (TH)

(73) Assignee: **Deestone Corporation Limited,**
Samutsakorn (TH)

(**) Term: **15 Years**

(21) Appl. No.: **29/668,297**

(22) Filed: **Oct. 29, 2018**

(51) **LOC (12) Cl.** **12-15**

(52) **U.S. Cl.**
USPC **D12/521; D12/531**

(58) **Field of Classification Search**
USPC D12/519, 520, 521, 522, 523, 526, 527,
D12/528, 531, 532, 604
CPC B60C 11/0304
See application file for complete search history.

(56) **References Cited**

U.S. PATENT DOCUMENTS

D713,325 S * 9/2014 Maxwell D12/521
D719,906 S * 12/2014 Kato D12/519

D733,635 S * 7/2015 Digman D12/521
D735,637 S * 8/2015 Hughes D12/521
D744,406 S * 12/2015 Bosch Alsina D12/521
D789,278 S * 6/2017 Shondel D12/519
D821,293 S * 6/2018 Hayashi D12/532
D830,955 S * 10/2018 Yamaoka D12/521
D856,267 S * 8/2019 Park D12/521

* cited by examiner

Primary Examiner — Robert M. Spear

(74) *Attorney, Agent, or Firm* — Chamberlain Hrdlicka

(57) **CLAIM**

The ornamental design for a tire tread, as shown and described.

DESCRIPTION

FIG. 1 is a perspective view of tire tread in accordance with the present disclosure;

FIG. 2 is a front view thereof;

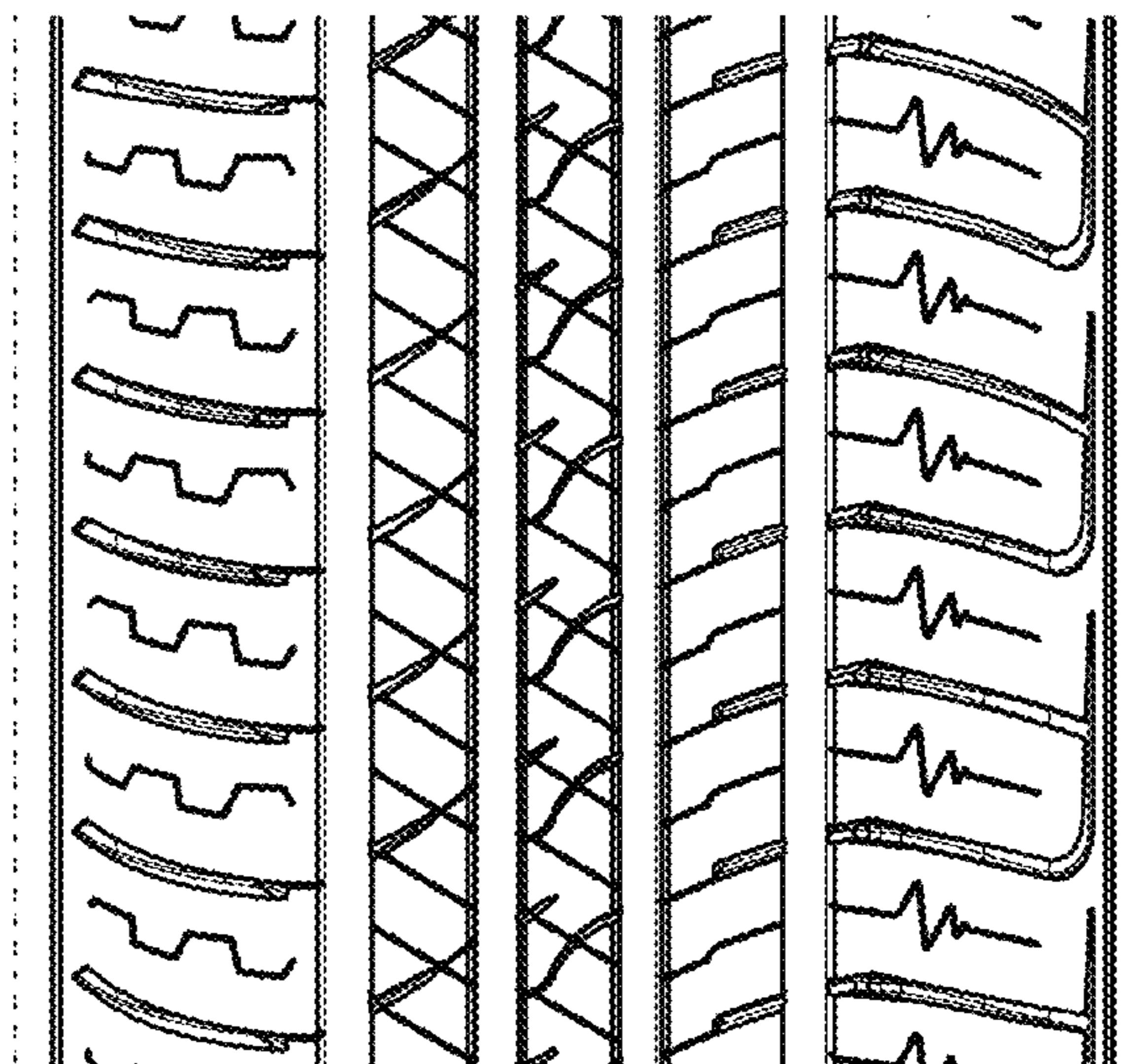
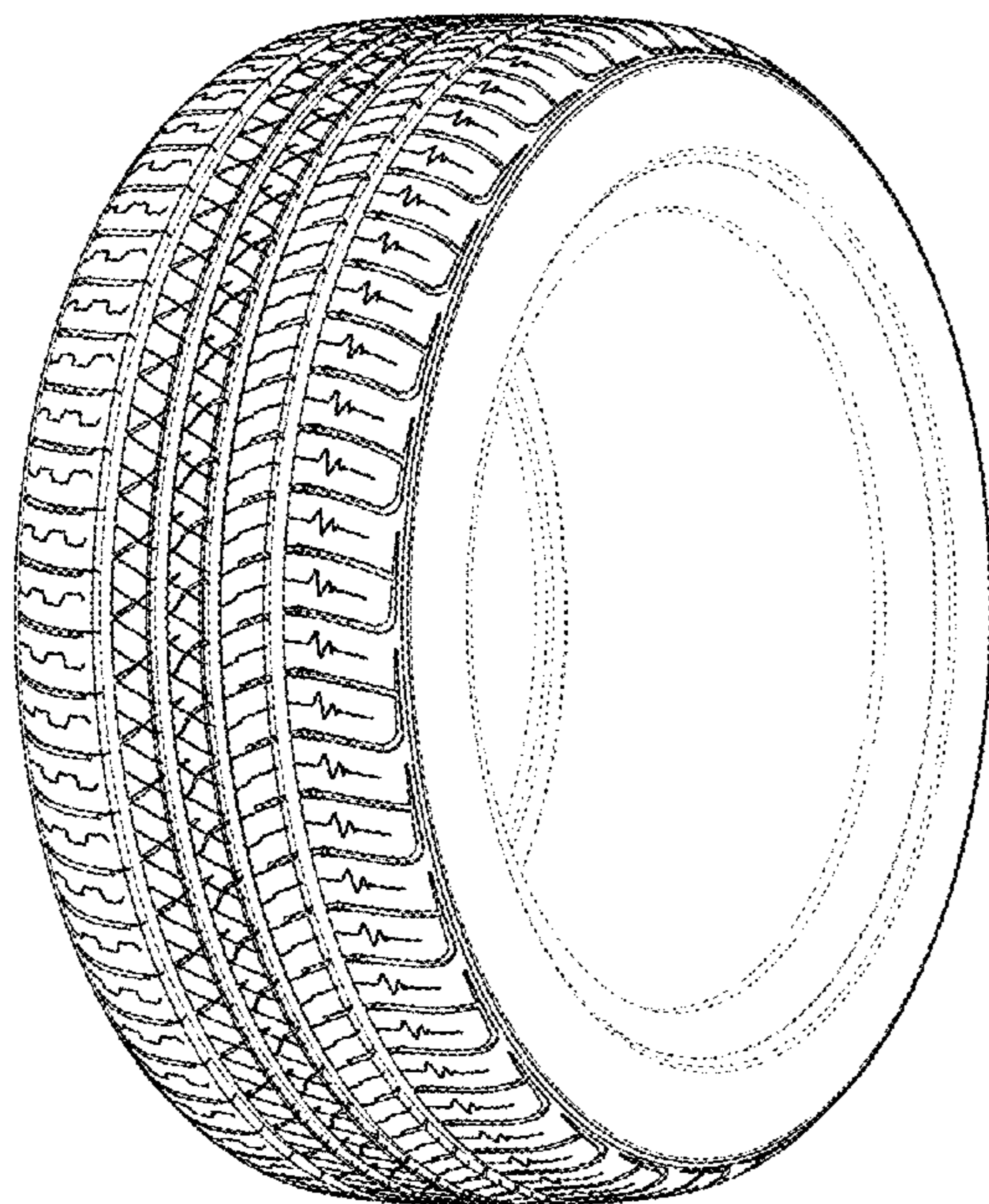
FIG. 3 is a side view of a first side thereof;

FIG. 4 is a side view of a second side thereof; and,

FIG. 5 is an enlarged fragmentary view thereof.

It is understood that the pattern repeats uniformly throughout the circumference of the tread. The broken lines defining the sidewall, inner bead, and the peripheral boundary between the tire tread and the sidewall depict unclaimed subject matter and form no part of the claimed design.

1 Claim, 5 Drawing Sheets



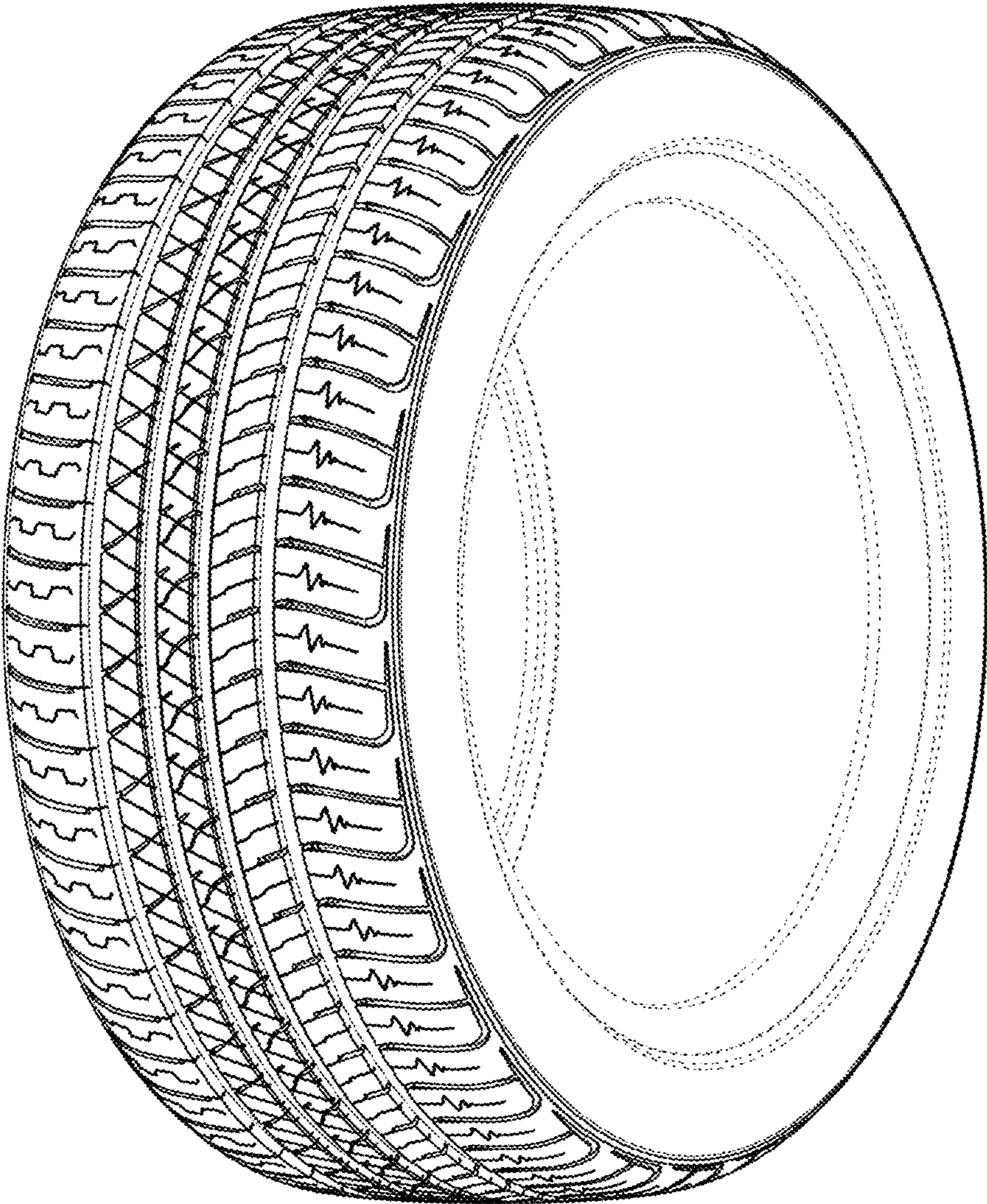


Fig. 1

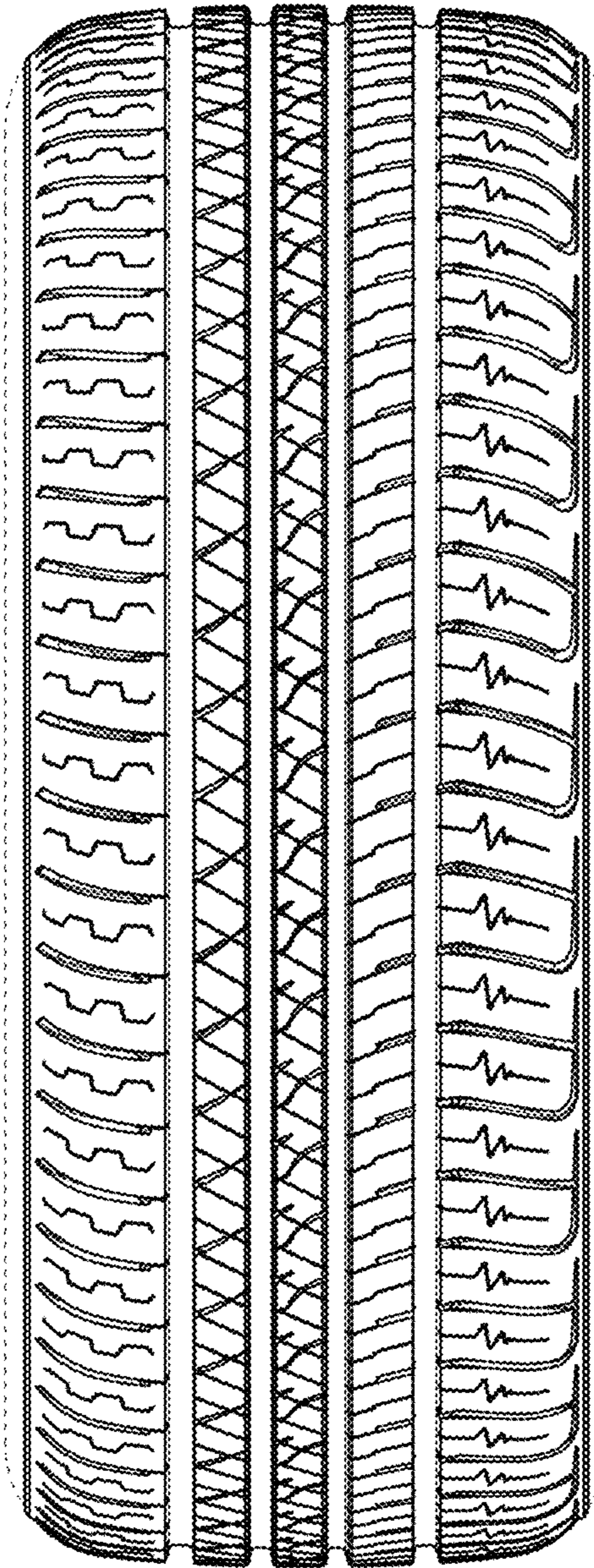


Fig. 2




Fig. 3




Fig. 4

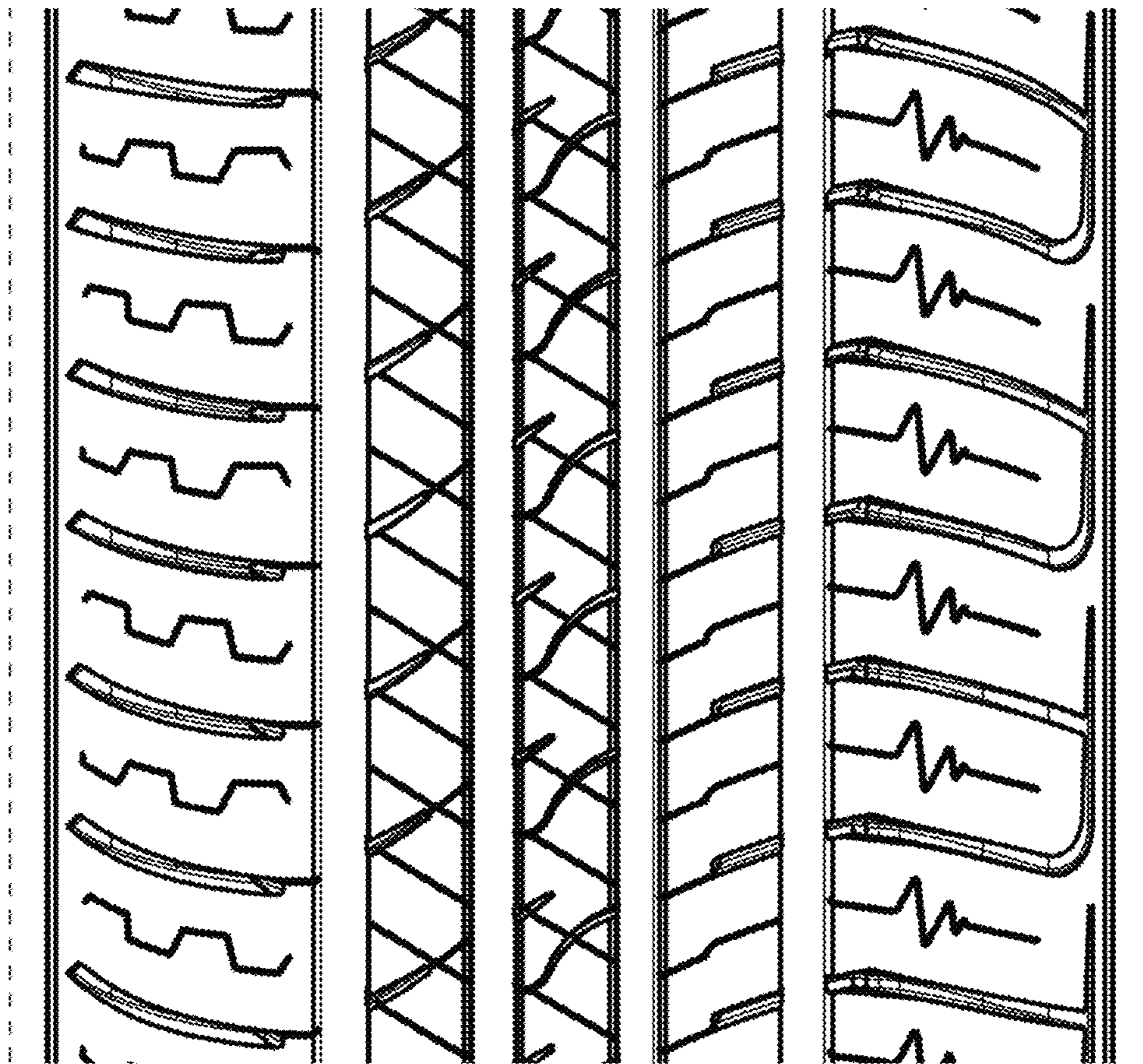


Fig. 5