



US00D865641S

(12) **United States Design Patent** (10) **Patent No.:** **US D865,641 S**
Austin (45) **Date of Patent:** **** Nov. 5, 2019**

(54) **VEHICLE ROOF**

(71) Applicant: **Jaguar Land Rover Limited**, Whitley, Coventry (GB)

(72) Inventor: **Robin Austin**, Coventry (GB)

(73) Assignee: **Jaguar Land Rover Limited**, Whitley, Coventry (GB)

(**) Term: **15 Years**

(21) Appl. No.: **29/591,418**

(22) Filed: **Jan. 19, 2017**

(30) **Foreign Application Priority Data**

Jul. 20, 2016 (EM) 003313477-0004
Jul. 20, 2016 (EM) 003313477-0005
Jul. 20, 2016 (EM) 003313477-0006

(51) **LOC (12) Cl.** **12-16**

(52) **U.S. Cl.**
USPC **D12/401**

(58) **Field of Classification Search**
USPC D12/401-405; D6/610
CPC A47D 15/00; A47C 7/66; A47C 31/00;
A47G 9/068
See application file for complete search history.

(56) **References Cited**

U.S. PATENT DOCUMENTS

D496,618 S * 9/2004 Nakajima D12/195
D693,759 S * 11/2013 Hill D12/404
D748,564 S * 2/2016 Frascella D12/404
D785,542 S * 5/2017 Patel D12/404
D786,173 S * 5/2017 Peat D12/404
D803,141 S * 11/2017 Peat D12/401
D829,155 S * 9/2018 Verachtert D12/404
D829,635 S * 10/2018 Verachtert D12/404

D832,185 S * 10/2018 McIntire D12/401
2009/0066110 A1* 3/2009 Beierl B60J 7/0084
296/107.01
2010/0126583 A1* 5/2010 Lee H01L 31/02168
136/256
2013/0257108 A1* 10/2013 Sugimoto B60J 7/0007
296/214
2017/0113523 A1* 4/2017 Holzel B60J 7/024

* cited by examiner

Primary Examiner — Katrina A Betton

(74) *Attorney, Agent, or Firm* — Wood Herron & Evans LLP


(57) **CLAIM**

The ornamental design for a vehicle roof, as shown and described.

DESCRIPTION

FIG. 1 is a front right perspective view of a vehicle roof according to the present invention.
FIG. 2 is a front left elevated perspective view thereof.
FIG. 3 is a rear left perspective view thereof.
FIG. 4 is a rear right perspective view thereof.
FIG. 5 is a front view thereof.
FIG. 6 is a rear view thereof.
FIG. 7 is a right side view thereof, from below the roof.
FIG. 8 is a left side elevated view thereof.
FIG. 9 is a top view thereof; and,
FIG. 10 is a top view showing the vehicle roof of FIGS. 1-9, with the rest of the vehicle shown in de-emphasized and half-tone portions so as to illustrate environmental structures. These portions form no part of the claimed invention. The inventive vehicle roof is shown within the broken line, and any elements shown outside of the broken line form no part of the claimed invention, but are instead included to show environmental aspects of the claimed invention.

1 Claim, 8 Drawing Sheets






FIG. 1




FIG. 2




FIG. 3




FIG. 4




FIG. 5




FIG. 6




FIG. 7




FIG. 8




FIG. 9




FIG. 10