



US00D865630S

(12) **United States Design Patent**
Liu et al.

(10) **Patent No.:** **US D865,630 S**
(45) **Date of Patent:** **** Nov. 5, 2019**

- (54) **VEHICLE WHEEL**
- (71) Applicant: **DICASTAL NORTH AMERICA, INC.**, Greenville, MI (US)
- (72) Inventors: **Haibin Liu**, Greenville, MI (US);
Chongchong Xue, Greenville, MI (US)
- (73) Assignee: **DICASTAL NORTH AMERICA, INC.**, Greenville, MI (US)
- (**) Term: **15 Years**
- (21) Appl. No.: **29/667,302**
- (22) Filed: **Oct. 19, 2018**
- (51) **LOC (12) Cl.** **12-16**
- (52) **U.S. Cl.**
USPC **D12/209**
- (58) **Field of Classification Search**
USPC D12/204–213; D21/533, 561, 563
CPC B60B 7/00; B60B 7/02; B60B 7/04; B60B 7/06;
B60B 3/02; B60B 3/04; B60B 3/06;
B60B 3/10; B60B 1/00; B60B 1/08;
B60B 1/10; B60B 1/12
See application file for complete search history.

D791,668 S *	7/2017	Murase	D12/209
D815,008 S *	4/2018	Valencia Pollex	D12/209
D823,432 S *	7/2018	Oh	D23/209
D836,054 S *	12/2018	Kikuchi	D12/209
D841,554 S *	2/2019	Tamura	D12/209
D843,300 S *	3/2019	Hodges	D12/209
D848,923 S *	5/2019	Tran	D12/209
D852,705 S *	7/2019	Smith	D12/209

* cited by examiner

Primary Examiner — Sheryl Lane

Assistant Examiner — Calvin E Vansant

(74) *Attorney, Agent, or Firm* — Brooks Kushman P.C.

(57) **CLAIM**

The ornamental design for a vehicle wheel, as shown and described.

DESCRIPTION

FIG. 1 is a perspective view of a vehicle wheel according to our design;

FIG. 2 is a front view of the vehicle wheel;

FIG. 3 is a rear view of the vehicle wheel; and,

FIG. 4 is a left side view of the vehicle wheel, with the right side view being a mirror image. The top and bottom views being the same as the side views.

The broken line showing of the aperture for a valve stem is shown for environmental purposes only; and the shape and location of the aperture for a valve stem forms no part of the claimed design.

1 Claim, 4 Drawing Sheets

(56) **References Cited**

U.S. PATENT DOCUMENTS

D748,031 S *	1/2016	Miyazawa	D12/209
D783,491 S *	4/2017	Valencia Pollex	D12/209







FIG. 1




FIG. 2



FIG. 3



FIG. 4