



US00D865619S

(12) **United States Design Patent** (10) **Patent No.:** **US D865,619 S**
Gallert (45) **Date of Patent:** **** Nov. 5, 2019**

(54) **WHEEL FOR MOTOR VEHICLE**
(71) Applicant: **Dr. Ing. h.c. F. Porsche**
Aktiengesellschaft, Stuttgart (DE)
(72) Inventor: **Michael Gallert, Stuttgart (DE)**
(73) Assignee: **Dr. Ing. h.c. F. Porsche**
Aktiengesellschaft (DE)

(**) Term: **15 Years**
(21) Appl. No.: **29/662,855**

(22) Filed: **Sep. 10, 2018**

(30) **Foreign Application Priority Data**

Mar. 28, 2018 (DE) 40 2018 100 336

(51) **LOC (12) Cl.** **12-16**

(52) **U.S. Cl.**
USPC **D12/209**

(58) **Field of Classification Search**
USPC D12/204–213
CPC B60B 7/00; B60B 7/02; B60B 7/04; B60B
7/01; B60B 7/06; B60B 3/02; B60B 3/04;
B60B 3/06; B60B 3/10; B60B 1/00;
B60B 1/08; B60B 1/10; B60B 1/12
See application file for complete search history.

(56) **References Cited**

U.S. PATENT DOCUMENTS

D536,654 S * 2/2007 Moruzzi D12/211
D551,609 S * 9/2007 Hettler D12/211
D605,574 S * 12/2009 Abdallah D12/211
D669,008 S * 10/2012 von Holzhausen D12/211
D684,912 S 6/2013 Yamashita
D685,708 S 7/2013 Gallert
D697,860 S 1/2014 Borkert
D703,124 S 4/2014 Gallert
D705,151 S 5/2014 Scheinhütte

D708,110 S 7/2014 Borkert et al.
D710,780 S 8/2014 Borkert
D712,329 S 9/2014 Borkert
D726,091 S * 4/2015 Mays D12/211
D738,282 S 9/2015 Gallert
D749,029 S * 2/2016 Wheel D12/211
D749,485 S * 2/2016 Gallert D12/211
D755,690 S 5/2016 Von Tardy-Tuch
D759,559 S * 6/2016 Mielke D12/209
D760,143 S 6/2016 Gallert
D762,155 S * 7/2016 Juergens D12/211
D764,368 S 8/2016 Robinson
D769,166 S * 10/2016 Juergens D12/211
D774,439 S 12/2016 Gallert
D780,654 S 3/2017 Gallert
D793,939 S * 8/2017 Hans D12/211
D799,394 S 10/2017 Yamashita
D801,905 S * 11/2017 Rueckheim D12/211

(Continued)

OTHER PUBLICATIONS

Design U.S. Appl. No. 29/558,734, by Zschocke, filed Mar. 21, 2016.

(Continued)

Primary Examiner — Stacia A Cadmus
(74) *Attorney, Agent, or Firm* — RatnerPrestia



(57) **CLAIM**

The ornamental design for a wheel for motor vehicle, as shown and described.

DESCRIPTION

FIG. 1 is a front perspective view of a wheel for motor vehicle;
FIG. 2 is a front elevation view thereof; and,
FIG. 3 is a top plan view thereof.
The broken line showing of the wheel for motor vehicle is for the purpose of illustrating portions of the wheel for motor vehicle and forms no part of the claimed design.

1 Claim, 3 Drawing Sheets



(56)

References Cited

U.S. PATENT DOCUMENTS

D811,982	S		3/2018	Larson	
D823,223	S	*	7/2018	Sempek	D12/211
D823,769	S		7/2018	Gallert	
D824,310	S	*	7/2018	Chung	D12/209
D828,265	S	*	9/2018	Gallert	D12/209
D828,267	S	*	9/2018	Badstuebner	D12/209
D828,799	S	*	9/2018	Zschocke	D12/209
D833,941	S	*	11/2018	Chung	D12/209
D836,052	S	*	12/2018	Sempek	D12/209
D844,529	S	*	4/2019	Lemke	D12/209
D845,201	S	*	4/2019	Schmolz	D12/209
D848,340	S	*	5/2019	Kraljevic	D12/209
D849,646	S	*	5/2019	Waldron	D12/209
D849,648	S	*	5/2019	Kraljevic	D12/209
D851,008	S	*	6/2019	Fischer	D12/209
D851,010	S	*	6/2019	Sze	D12/209
D855,001	S	*	7/2019	Hodges	D12/211

OTHER PUBLICATIONS

- Design U.S. Appl. No. 29/580,309, by Gallert, filed Oct. 7, 2016.
- Design U.S. Appl. No. 29/580,318, by Gallert, filed Oct. 7, 2016.
- Design U.S. Appl. No. 29/580,319, by Gallert, filed Oct. 7, 2016.
- Design U.S. Appl. No. 29/613,581, by Schmölz, filed Aug. 11, 2017.
- Design U.S. Appl. No. 29/613,584, by Schmölz, filed Aug. 11, 2017.
- Design U.S. Appl. No. 29/626,157, by Gallert, filed Nov. 15, 2017.
- Design U.S. Appl. No. 29/645,623, by Schmölz, filed Apr. 27, 2018.
- Design U.S. Appl. No. 29/646,444, by Gallert, filed May 4, 2018.
- Design U.S. Appl. No. 29/662,518, by Gallert, filed Sep. 6, 2018.

* cited by examiner



FIG. 1



FIG. 2




FIG. 3