



US00D865613S

(12) **United States Design Patent**
Speck

(10) **Patent No.:** **US D865,613 S**

(45) **Date of Patent:** **** Nov. 5, 2019**

(54) **VEHICLE WHEEL, TOY VEHICLE WHEEL,
AND/OR REPLICAS THEREOF**

(71) Applicant: **Bayerische Motoren Werke
Aktiengesellschaft, Munich (DE)**

(72) Inventor: **Johannes-Markus Speck, Los Angeles,
CA (US)**

(73) Assignee: **Bayerische Motoren Werke
Aktiengesellschaft, Munich (DE)**

(**) Term: **15 Years**

(21) Appl. No.: **29/641,411**

(22) Filed: **Mar. 22, 2018**

(30) **Foreign Application Priority Data**

Sep. 25, 2017 (DE) 40 2017 101 070

(51) **LOC (12) Cl.** **12-16**

(52) **U.S. Cl.**
USPC **D12/209**

(58) **Field of Classification Search**
USPC D12/204–213; D21/533, 561, 563
CPC B60B 7/00; B60B 7/02; B60B 7/04; B60B
7/06; B60B 3/02; B60B 3/04; B60B 3/06;
B60B 3/10; B60B 1/00; B60B 1/08;
B60B 1/10; B60B 1/12

See application file for complete search history.

(56) **References Cited**

U.S. PATENT DOCUMENTS

D491,124 S 6/2004 Rice
D512,007 S 11/2005 Sze
D538,216 S 3/2007 Sycha
D582,331 S 12/2008 Blasi
D593,018 S 5/2009 Juergens et al.

D614,106 S 4/2010 Junker
D614,558 S 4/2010 Luciani et al.
D617,712 S * 6/2010 Juergens D12/209
D626,052 S 10/2010 Majdandzic
D671,477 S * 11/2012 Juergens D12/209
D672,702 S * 12/2012 Pollmann D12/211
D765,572 S * 9/2016 Umehara D12/209
D769,783 S * 10/2016 Rueckheim D12/209
D784,892 S 4/2017 Groth
D792,827 S * 7/2017 Chung D12/209
D817,846 S * 5/2018 Stone D12/209
D823,773 S * 7/2018 Valencia Pollex D12/209
D837,127 S * 1/2019 Liu D12/209
D840,903 S * 2/2019 Schittko D12/211

(Continued)

FOREIGN PATENT DOCUMENTS

EM 000010442-0005 7/2003
EM 000310438-0001 5/2005

(Continued)

Primary Examiner — Sheryl Lane

Assistant Examiner — Calvin E Vansant

(74) *Attorney, Agent, or Firm* — Crowell & Moring LLP


(57) **CLAIM**

The ornamental design for a vehicle wheel, toy vehicle wheel, and/or replicas thereof, as shown and described.

DESCRIPTION

FIG. 1 is a perspective view of a vehicle wheel, toy vehicle wheel, and/or replicas thereof according to the design; FIG. 2 is an additional perspective view thereof; FIG. 3 is an additional perspective view thereof; FIG. 4 is a front view thereof; FIG. 5 is a rear view thereof; and, FIG. 6 is a side view thereof. FIG. 5 is shown in low-contrast rendering to depict environmental subject matter and forms no part of the claim.

1 Claim, 6 Drawing Sheets



(56)

References Cited

U.S. PATENT DOCUMENTS

D842,187 S * 3/2019 Tomasson D12/209
D842,192 S * 3/2019 Han D12/209
D843,292 S * 3/2019 Juergens D12/209
D843,302 S * 3/2019 Khachatryan D12/209

FOREIGN PATENT DOCUMENTS

EM 000577945-0002 9/2006
EM 000997572-0002 10/2008
EM 000825609-0004 11/2009
EM 001598277-0006 1/2010
EM 001598277-0007 1/2010
EM 001684507-0004 10/2010
EM 002251314-0004 5/2014
WO WO DM/056821 9/2001

* cited by examiner



Fig. 1



Fig. 2



Fig. 3




Fig. 4




Fig. 5




Fig. 6