



US00D865595S

(12) **United States Design Patent** (10) **Patent No.:** **US D865,595 S**
Grand (45) **Date of Patent:** **** Nov. 5, 2019**

(54) **VEHICLE SPOILER**

D845,198 S * 4/2019 Beaven D12/181
D846,463 S * 4/2019 Wheel D12/181

(71) Applicant: **Jaguar Land Rover Limited**, Whitley, Coventry (GB)

* cited by examiner

(72) Inventor: **Simon Grand**, Coventry (GB)

Primary Examiner — Abraham Bahta

(73) Assignee: **Jaguar Land Rover Limited**, Whitley, Coventry (GB)

(74) *Attorney, Agent, or Firm* — Wood Herron & Evans LLP

(**) Term: **15 Years**

(57) **CLAIM**

(21) Appl. No.: **29/656,053**

The ornamental design for a vehicle spoiler, as shown and described.

(22) Filed: **Jul. 10, 2018**

DESCRIPTION

(30) **Foreign Application Priority Data**

Jul. 5, 2018 (EM) 005438009

(51) **LOC (12) Cl.** **12-16**

(52) **U.S. Cl.**
USPC **D12/181**

(58) **Field of Classification Search**
USPC D12/181, 191, 196, 400, 190, 88, 114,
D12/110, 286, 414, 203, 173, 404;
296/191; 280/851, 741, 740, 752
CPC ... B60R 13/02; B60R 13/04; B60R 21/20206;
B60R 21/205; H01Q 5/35; B60J 10/011;
B60J 10/02; B60J 37/04
See application file for complete search history.

FIG. 1 is a front left perspective view of a vehicle spoiler according to the present invention.
FIG. 2 is a rear right perspective view of the spoiler shown in FIG. 1.
FIG. 3 is a front view thereof.
FIG. 4 is a rear view thereof.
FIG. 5 is a right side view thereof.
FIG. 6 is a left side view thereof.
FIG. 7 is a top view thereof; and,
FIG. 8 is top view of the spoiler shown in FIGS. 1-7, but with the spoiler mounted on a vehicle, and the rest of the vehicle shown in de-emphasized and half-tone portions to show environmental structure. These portions form no part of the claimed design. More particularly, in FIG. 8, the inventive spoiler is shown within the broken line, which serves as an unclaimed boundary, and the vehicle portions located outside the broken line form no part of the claimed design.

(56) **References Cited**

U.S. PATENT DOCUMENTS

D777,628 S * 1/2017 Kozub D12/181
D827,524 S * 9/2018 Behmer D12/181

1 Claim, 6 Drawing Sheets






FIG. 1




FIG. 2




FIG. 3




FIG. 4

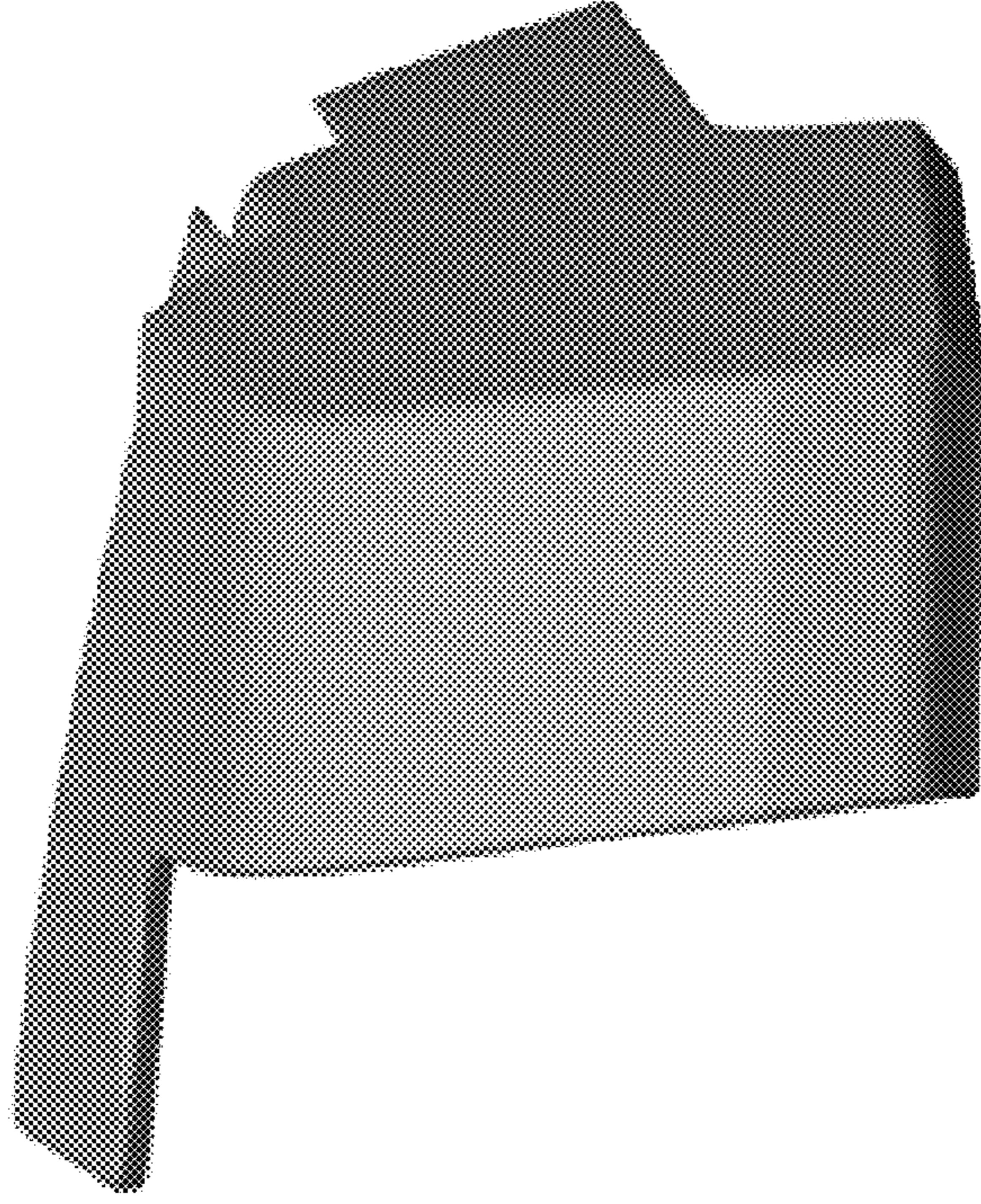


FIG. 5

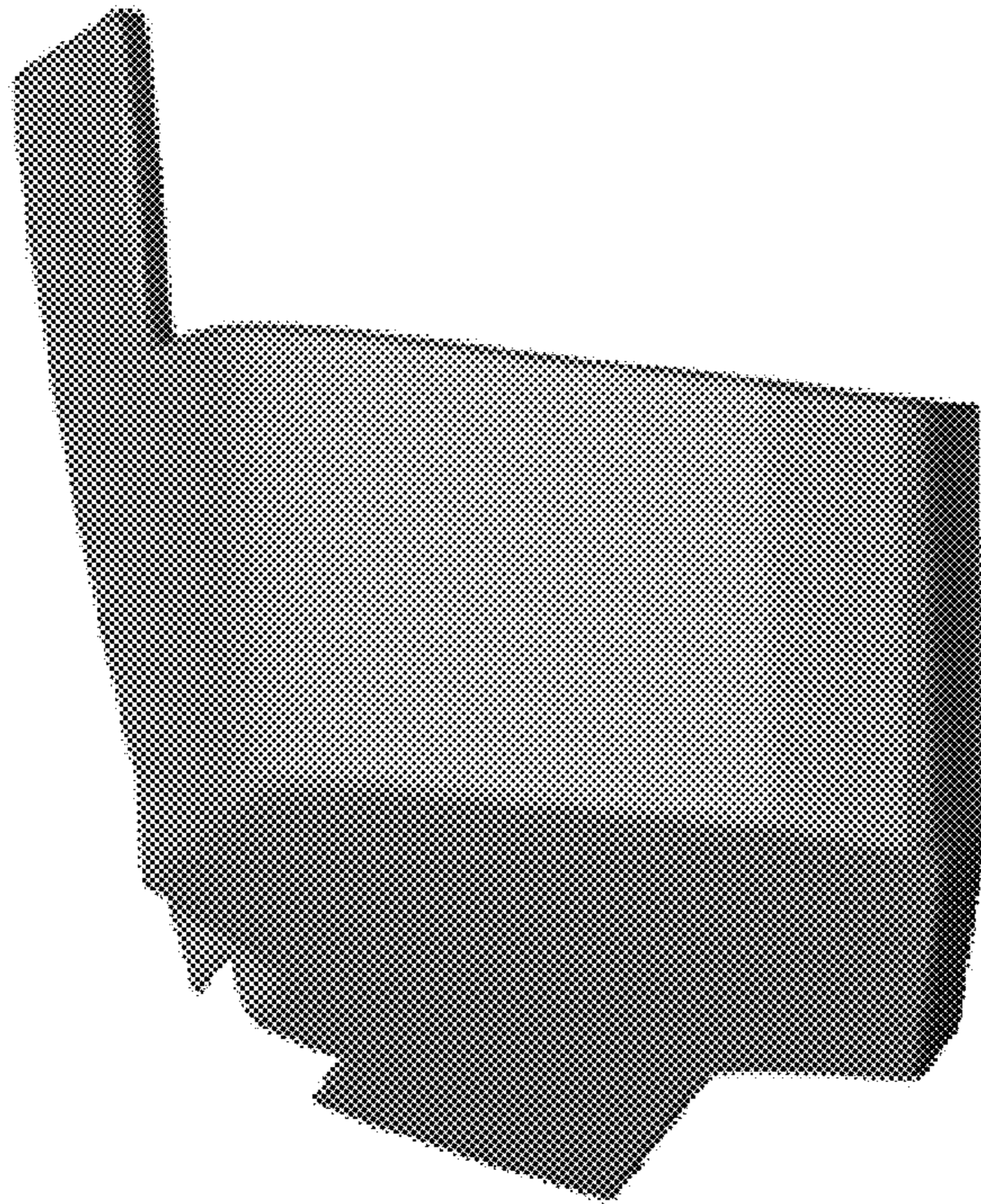


FIG. 6




FIG. 7

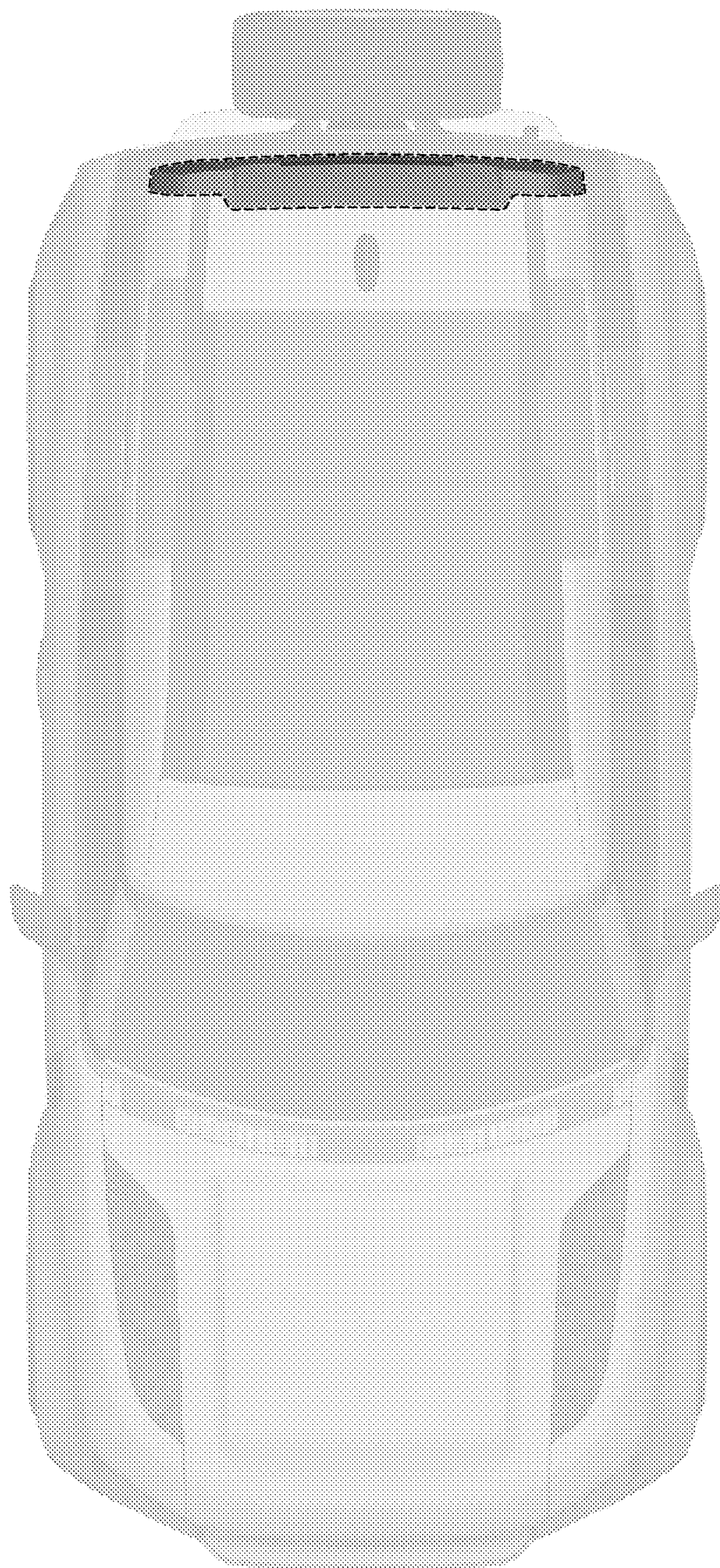


FIG. 8