



US00D865581S

(12) **United States Design Patent** (10) **Patent No.:** **US D865,581 S**
Woodhouse et al. (45) **Date of Patent:** **** Nov. 5, 2019**

(54) **VEHICLE FRONT UPPER GRILLE**

D820,162 S * 6/2018 Woodhouse D12/91
D820,163 S * 6/2018 Woodhouse D12/91
D824,293 S * 7/2018 Woodhouse D12/163
2017/0368727 A1* 12/2017 Brown B62D 25/08

(71) Applicant: **Ford Global Technologies, LLC,**
Dearborn, MI (US)

(72) Inventors: **David Woodhouse,** Troy, MI (US);
Earl C. Lucas, Southfield, MI (US);
Shawn Wehrly, Northville, MI (US);
Keith Rogman, Fenton, MI (US);
Johnathan S. Ouyang, Ann Arbor, MI
(US)

(73) Assignee: **Ford Global Technologies, LLC,**
Dearborn, MI (US)

(**) Term: **15 Years**

(21) Appl. No.: **29/624,232**

(22) Filed: **Oct. 31, 2017**

(51) **LOC (12) Cl.** **12-16**

(52) **U.S. Cl.**
USPC **D12/163**

(58) **Field of Classification Search**
USPC D12/86, 90-92, 98, 163, 169, 171, 196,
D12/216

CPC ... B60R 19/50; B60R 19/52; B60R 2019/525;
B60K 11/08; B60K 11/085; B62D 25/08;
B62D 25/084

See application file for complete search history.

(56) **References Cited**

U.S. PATENT DOCUMENTS

D769,779 S * 10/2016 Woodhouse D12/163
D781,188 S * 3/2017 Wolff D12/163
D787,376 S * 5/2017 Wolff D12/92
D788,654 S * 6/2017 Curic D12/163
D788,655 S * 6/2017 Curic D12/163
D819,514 S * 6/2018 Woodhouse D12/163

FOREIGN PATENT DOCUMENTS

CN 303604695 * 3/2016

OTHER PUBLICATIONS

https://www.youtube.com/watch?v=M_G6FUaKxGo Sep. 19, 2017
(Year: 2017).*

* cited by examiner

Primary Examiner — Leanne Was-Englehart

(74) *Attorney, Agent, or Firm* — Vichit Chea

(57) **CLAIM**

The ornamental design for a vehicle front upper grille, as shown and described.

DESCRIPTION

FIG. 1 is a top, front, and left side perspective view of a vehicle front upper grille, showing our new design; FIG. 2 is a bottom, front, and left side perspective view thereof; FIG. 3 is a top, rear, and left side perspective view thereof; FIG. 4 is a front elevational view thereof; FIG. 5 is a rear elevational view thereof; FIG. 6 is a left side elevational view thereof; FIG. 7 is a right side elevational view thereof; FIG. 8 is a top plan view thereof; and, FIG. 9 is a bottom plan view thereof.

1 Claim, 9 Drawing Sheets

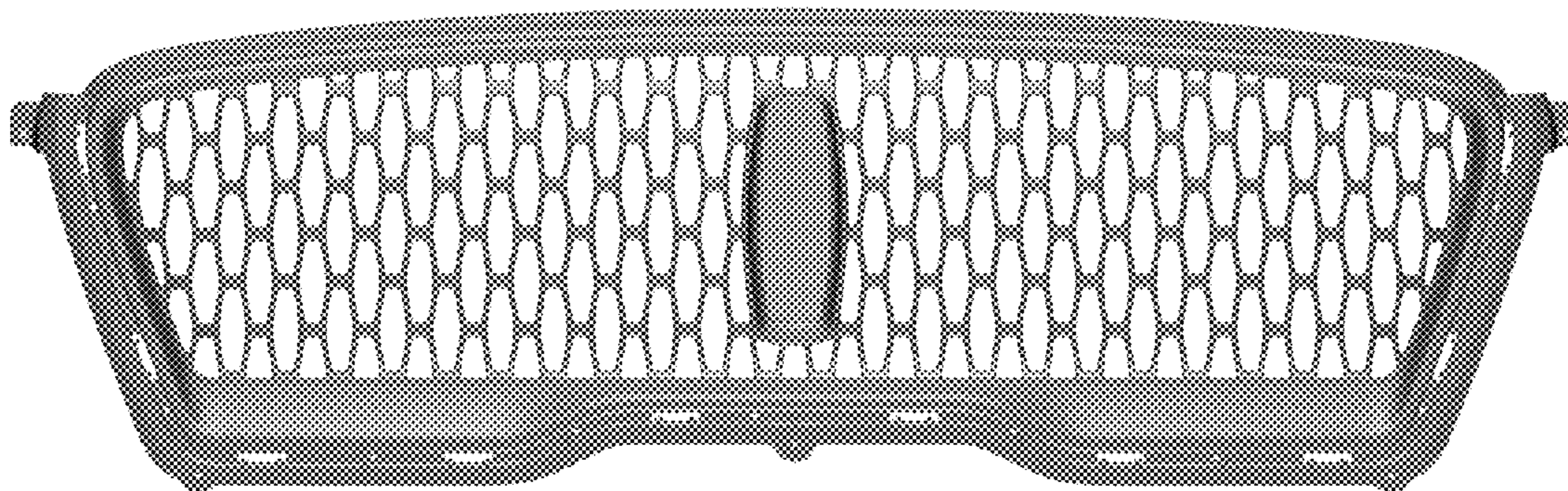



FIG. 1






FIG. 2




FIG. 3

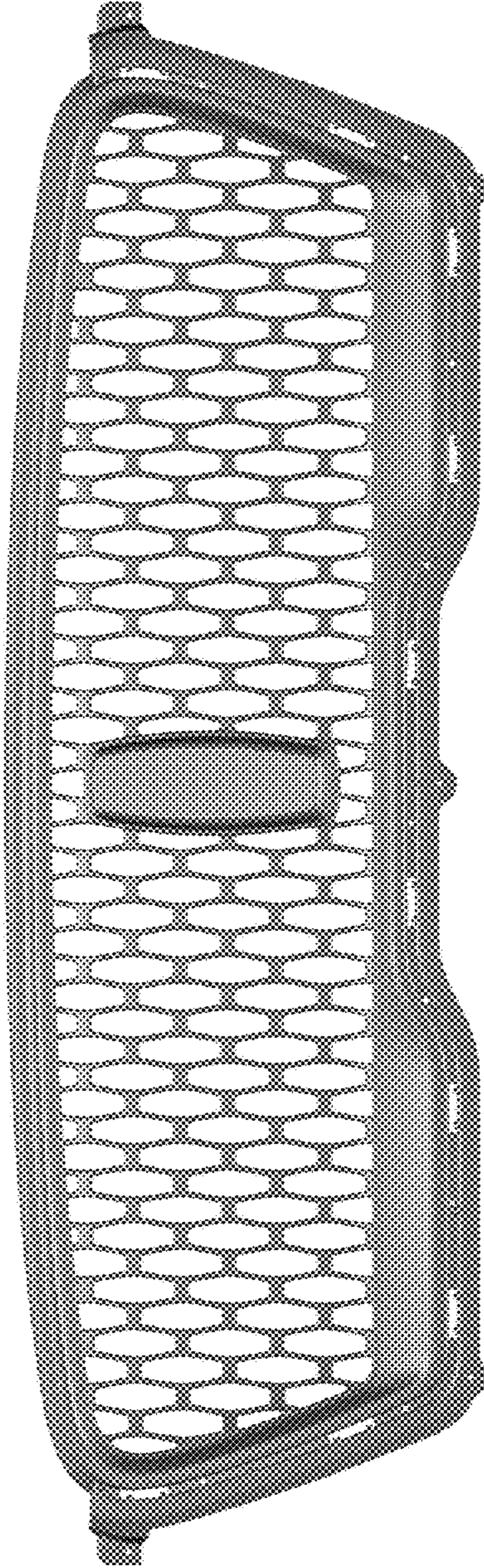


FIG. 4




FIG. 5

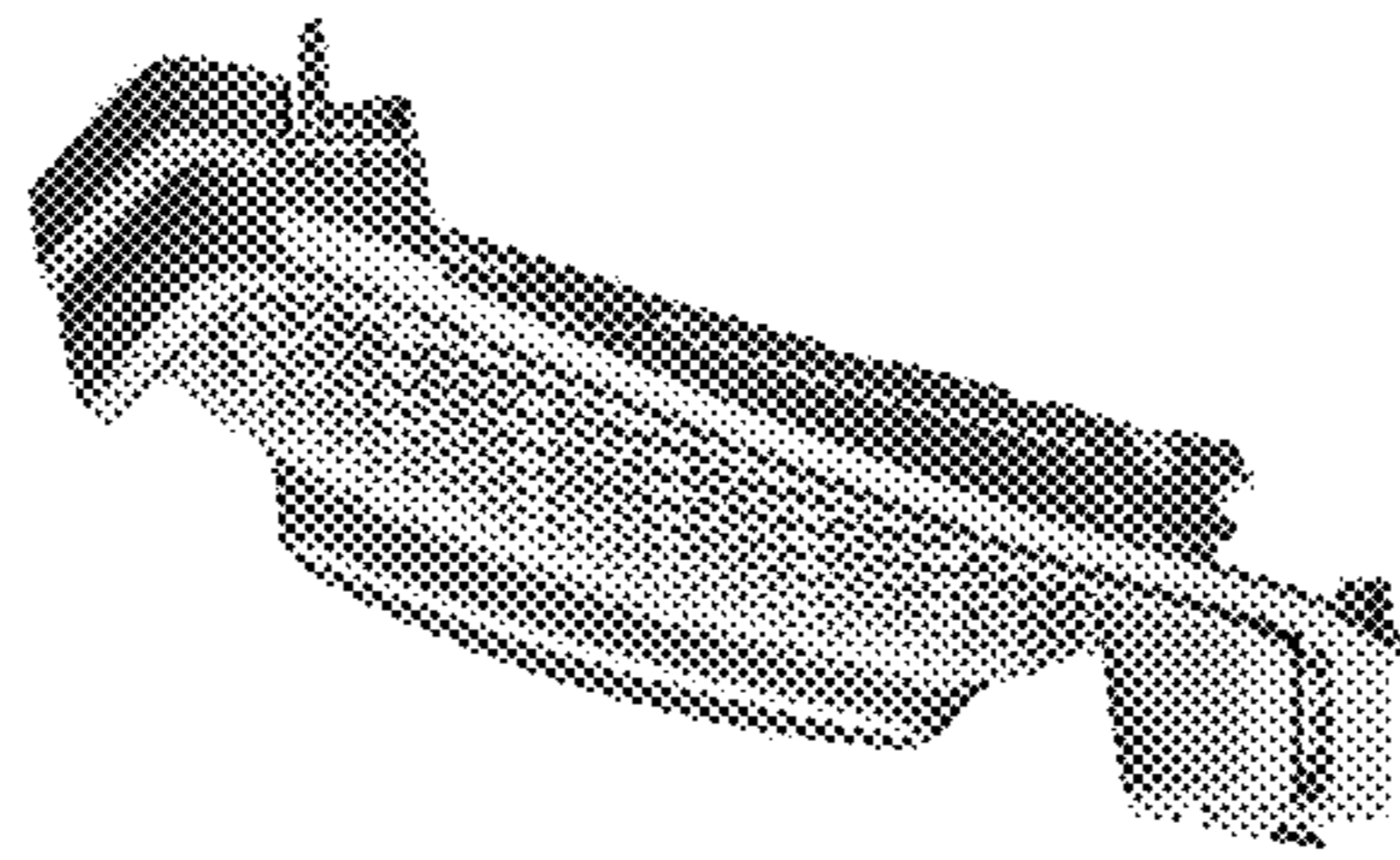


FIG. 6

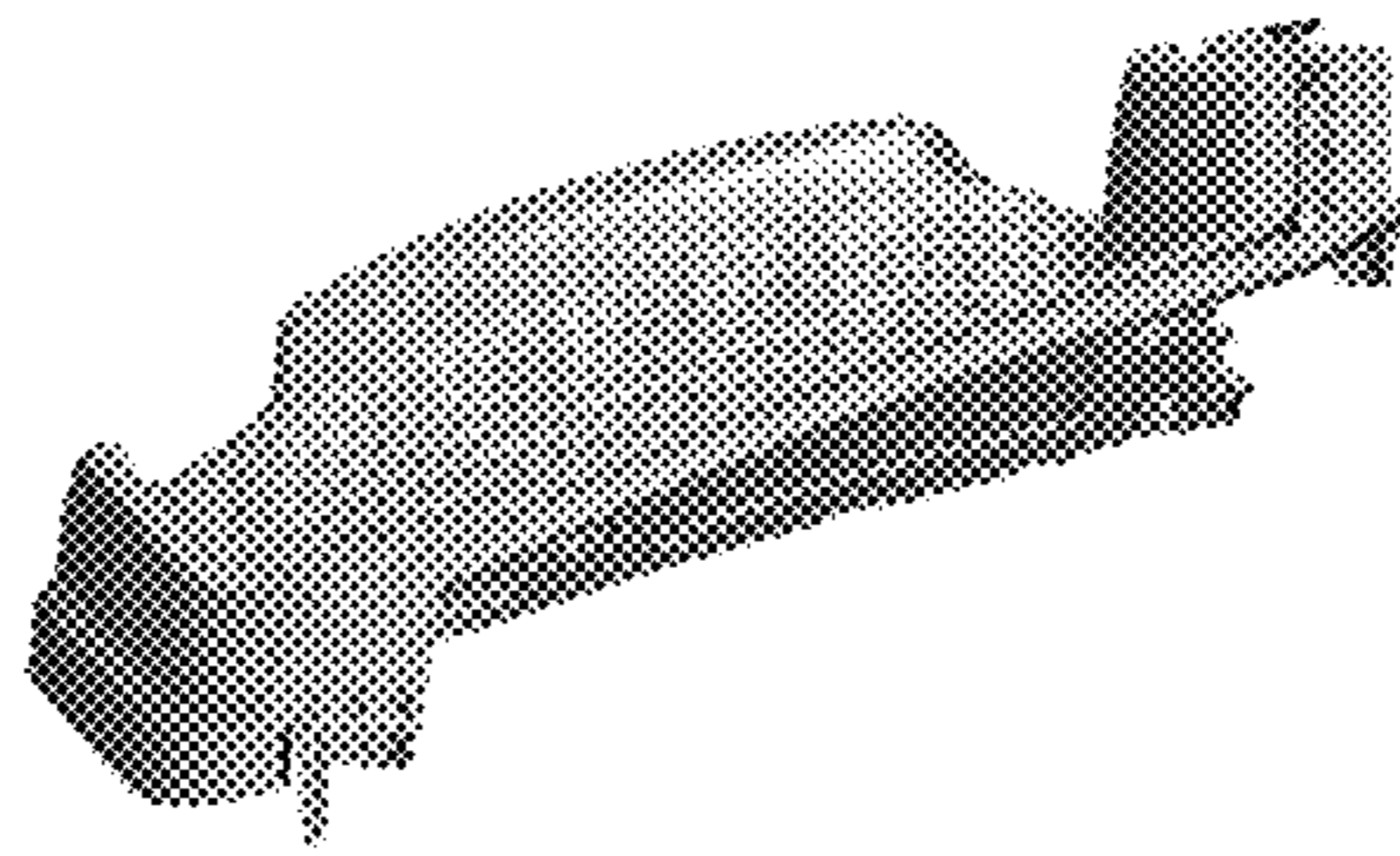


FIG. 7

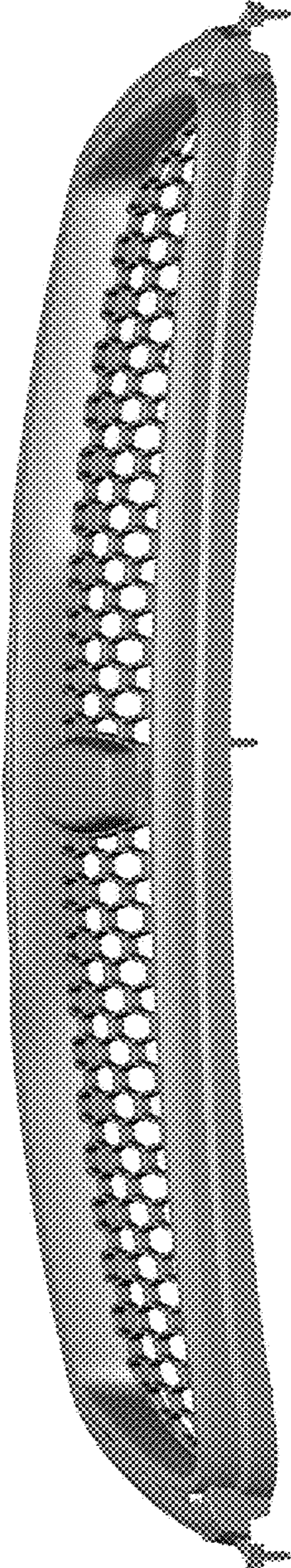


FIG. 8




FIG. 9