



US00D865580S

(12) **United States Design Patent** (10) **Patent No.:** **US D865,580 S**  
**Pollard** (45) **Date of Patent:** **\*\* Nov. 5, 2019**

(54) **VEHICLE GRILLE**

OTHER PUBLICATIONS

(71) Applicant: **Jaguar Land Rover Limited**, Whitley, Coventry (GB)

<https://www.landrover.com/vehicles/phev/phev-vehicles/range-rover-sport.html> Retrieved Mar. 1, 2019 (Year: 2019).\*

(72) Inventor: **Christopher Pollard**, Coventry (GB)

\* cited by examiner

(73) Assignee: **Jaguar Land Rover Limited**, Whitley, Coventry (GB)

*Primary Examiner* — Leanne Was-Englehart  
(74) *Attorney, Agent, or Firm* — Wood Herron & Evans LLP

(\*\*) Term: **15 Years**

(57) **CLAIM**

(21) Appl. No.: **29/622,901**

The ornamental design for a vehicle grille, as shown and described.

(22) Filed: **Oct. 20, 2017**

**DESCRIPTION**

(30) **Foreign Application Priority Data**

Apr. 21, 2017 (EM) ..... 003866979

(51) **LOC (12) Cl.** ..... **12-16**

(52) **U.S. Cl.**  
USPC ..... **D12/163**

(58) **Field of Classification Search**  
USPC ..... D12/86, 90-92, 98, 163, 169, 171, 196,  
D12/216

CPC ... B60R 19/50; B60R 19/52; B60R 2019/525;  
B60K 11/08; B60K 11/085; B62D 25/08;  
B62D 25/084

See application file for complete search history.

(56) **References Cited**

U.S. PATENT DOCUMENTS

2,854,104 A \* 9/1958 Marcy, Jr. .... B21D 47/005  
52/666  
D773,963 S \* 12/2016 Battams ..... D12/163  
D790,413 S \* 6/2017 Doyle ..... D12/164  
D798,199 S \* 9/2017 Henstridge ..... D12/163  
D806,617 S \* 1/2018 Wheel ..... D12/163  
D828,242 S \* 9/2018 Hill ..... D12/163  
D834,465 S \* 11/2018 Austin ..... D12/163

FIG. 1 is a front right perspective view of a vehicle grille according to the present invention.

FIG. 2 is a front left perspective view of the vehicle grille shown in FIG. 1.

FIG. 3 is a rear left perspective view thereof.

FIG. 4 is a rear right perspective view thereof.

FIG. 5 is a front view thereof.

FIG. 6 is a rear view thereof.

FIG. 7 is a left side view thereof.

FIG. 8 is a right side view thereof.

FIG. 9 is a top view thereof.

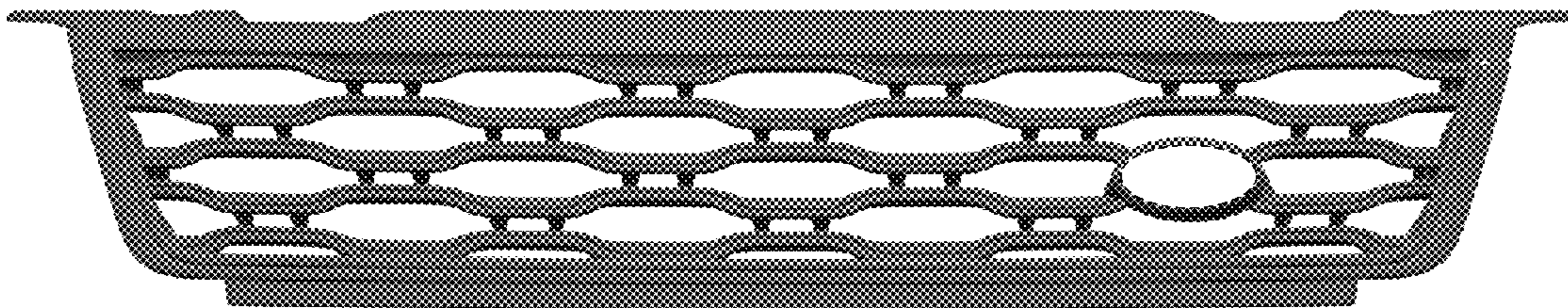
FIG. 10 is a bottom view thereof; and,

FIG. 11 is a front right perspective view of the vehicle grille shown in FIGS. 1-10, but mounted on a vehicle, with the rest of the vehicle shown in de-emphasized and half-tone portions to illustrate environmental structure.

More particularly, in FIG. 11, the inventive vehicle grille is shown within the broken line, and the elements shown outside the broken line form no part of the invention but instead represent environmental aspects thereof.

Also, in FIGS. 1-11, the broken line showing of a grille badge forms no part of the invention, but is included to show environmental structure.

**1 Claim, 11 Drawing Sheets**








FIG. 1



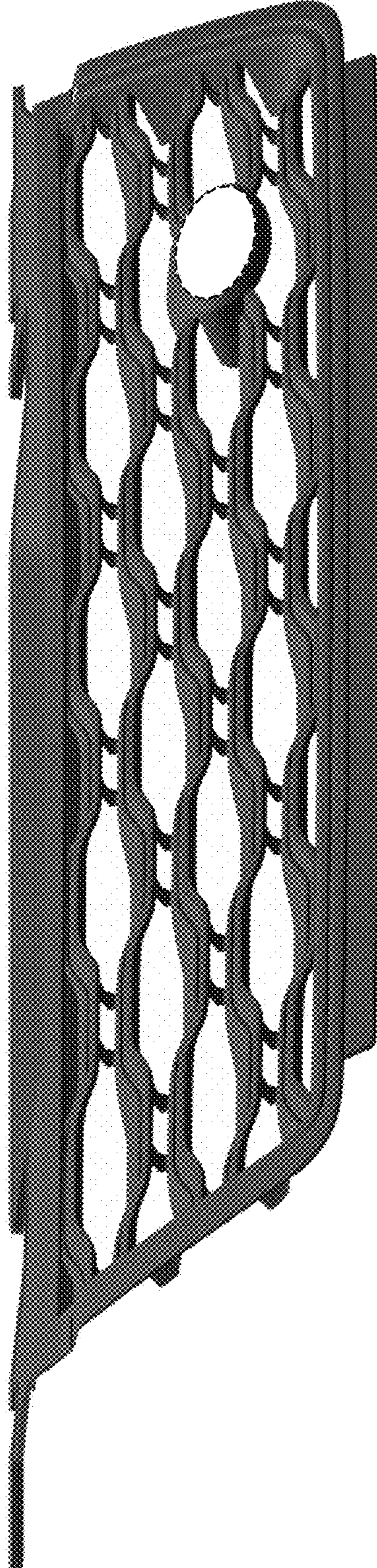


FIG. 2






FIG. 3






FIG. 4



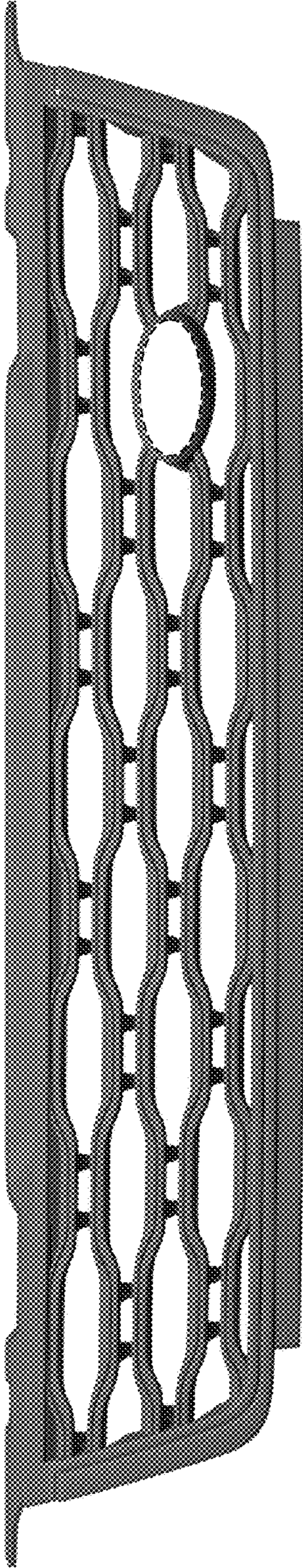


FIG. 5






FIG. 6

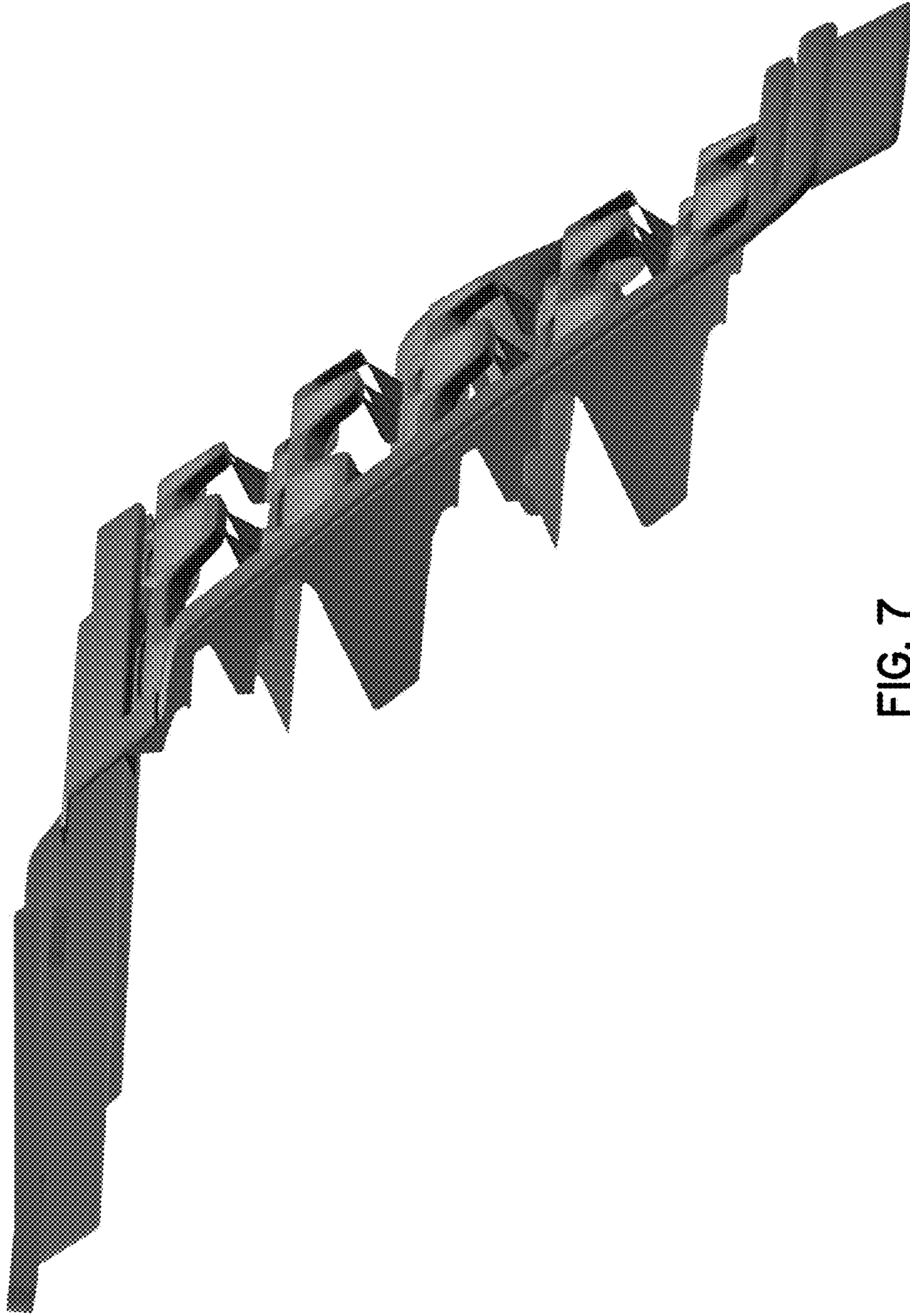


FIG. 7






FIG. 8






FIG. 9






FIG. 10






FIG. 11