



US00D865579S

(12) **United States Design Patent**
Battams

(10) **Patent No.:** **US D865,579 S**
(45) **Date of Patent:** **** Nov. 5, 2019**

- (54) **VEHICLE GRILLE**
- (71) Applicant: **Jaguar Land Rover Limited**, Whitley, Coventry (GB)
- (72) Inventor: **Robert Battams**, Coventry (GB)
- (73) Assignee: **Jaguar Land Rover Limited**, Whitley, Coventry (GB)
- (**) Term: **15 Years**
- (21) Appl. No.: **29/622,756**
- (22) Filed: **Oct. 19, 2017**
- (30) **Foreign Application Priority Data**

Apr. 21, 2017 (EM) 003866912

- (51) **LOC (12) Cl.** **12-16**
- (52) **U.S. Cl.**
USPC **D12/163**
- (58) **Field of Classification Search**
USPC D12/86, 90-92, 98, 163, 169, 171, 196,
D12/216
CPC ... B60R 19/50; B60R 19/52; B60R 2019/525;
B60K 11/08; B60K 11/085; B62D 25/08;
B62D 25/084
See application file for complete search history.

(56) **References Cited**

U.S. PATENT DOCUMENTS

- 2,854,104 A * 9/1958 Marcy, Jr. B21D 47/005
52/666
- D773,963 S * 12/2016 Battams D12/163
- D790,413 S * 6/2017 Doyle D12/164
- D798,199 S * 9/2017 Henstridge D12/163
- D806,617 S * 1/2018 Wheel D12/163
- D828,242 S * 9/2018 Hill D12/163
- D834,465 S * 11/2018 Austin D12/163

- D839,145 S * 1/2019 Battams D12/164
- D840,272 S * 2/2019 Battams D12/91
- 10,214,140 B2 * 2/2019 Belcher B60Q 1/28

OTHER PUBLICATIONS

<https://www.landrover.com/vehicles/range-rover/index.html> Feb. 28, 2018 (Year: 2018).*

* cited by examiner

Primary Examiner — Leanne Was-Englehart

(74) *Attorney, Agent, or Firm* — Wood Herron & Evans LLP

(57) **CLAIM**

The ornamental design for a vehicle grille, as shown and described.

DESCRIPTION

FIG. 1 is a front right perspective view of a vehicle grille according to the present invention.

FIG. 2 is a front left perspective view of the vehicle grille shown in FIG. 1.

FIG. 3 is a rear left perspective view thereof.

FIG. 4 is a rear right perspective view thereof.

FIG. 5 is a front view thereof.

FIG. 6 is a rear view thereof.

FIG. 7 is a left side view thereof.

FIG. 8 is a right side view thereof.

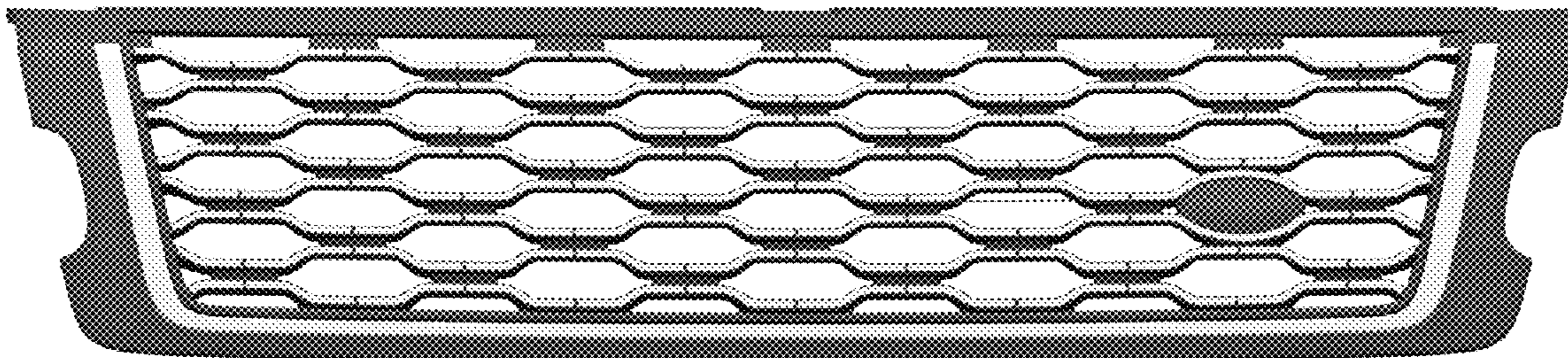
FIG. 9 is a top view thereof.

FIG. 10 is a bottom view thereof; and,

FIG. 11 is a front right perspective view of the vehicle grille shown in FIGS. 1-10, but mounted on a vehicle, with the rest of the vehicle shown in de-emphasized and half-tone portions so as to illustrate environmental structure.

More particularly, in FIG. 11, the inventive vehicle grille is shown within the broken line, and the components outside the broken line form no part of the invention, but instead are included to show environmental aspects thereof.

1 Claim, 11 Drawing Sheets



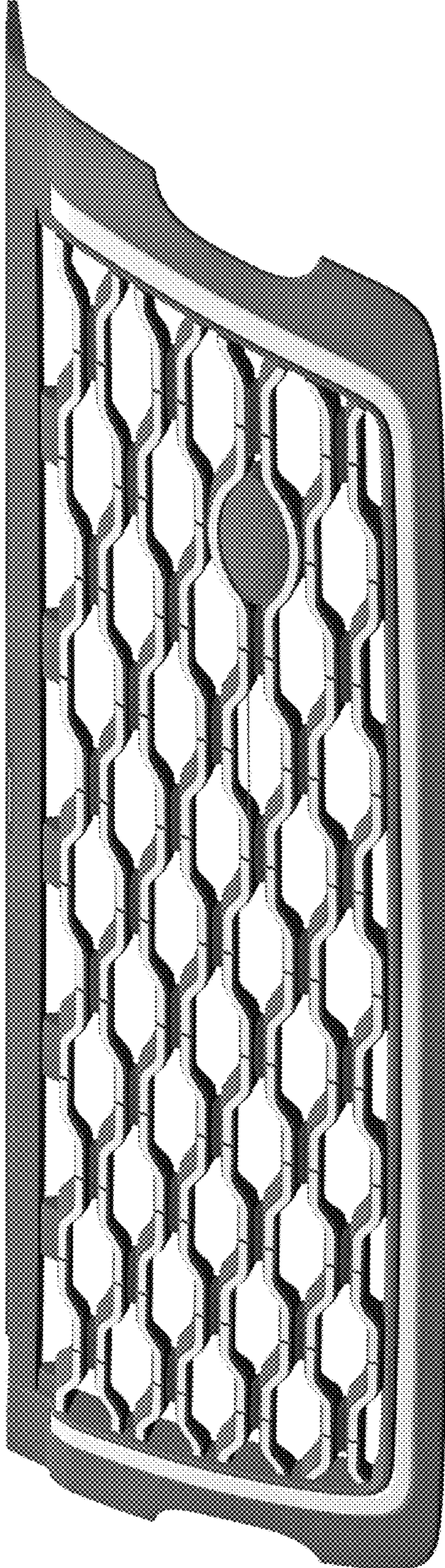


FIG. 1

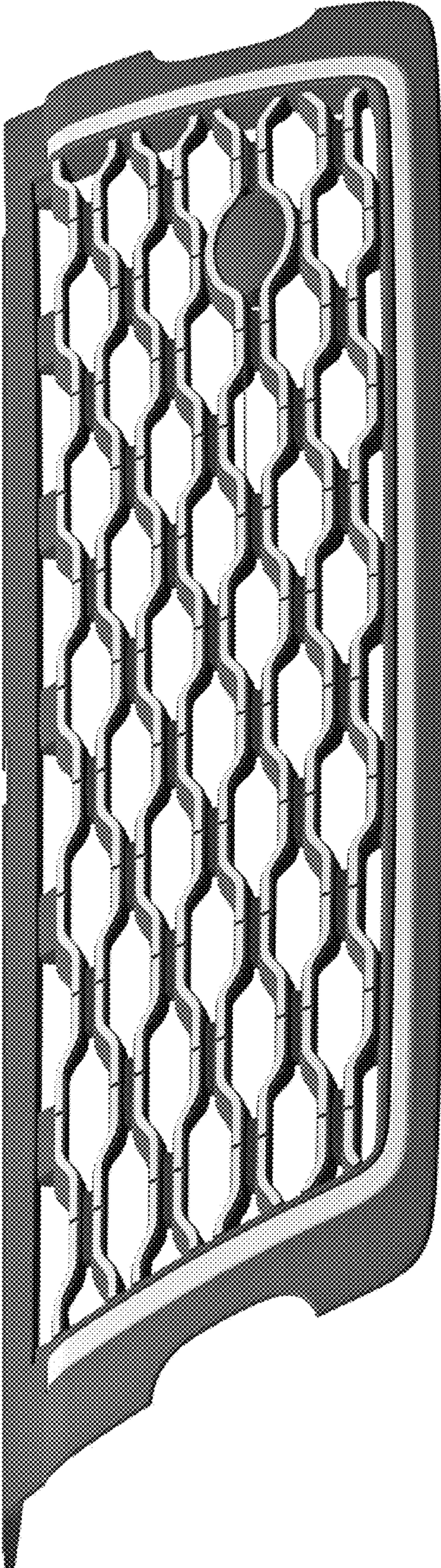


FIG. 2




FIG. 3

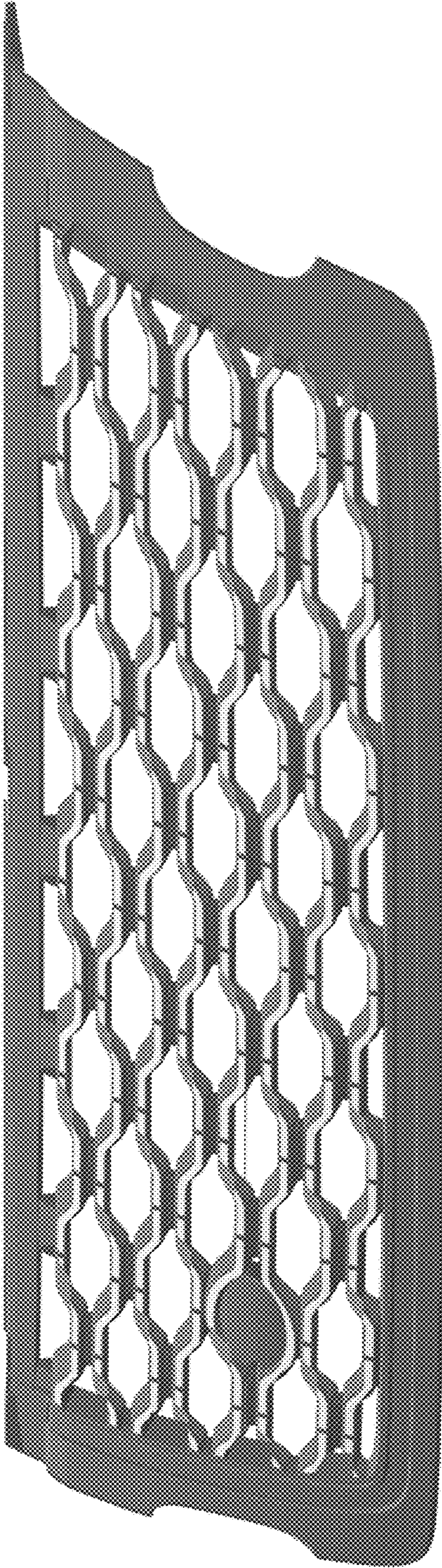


FIG. 4

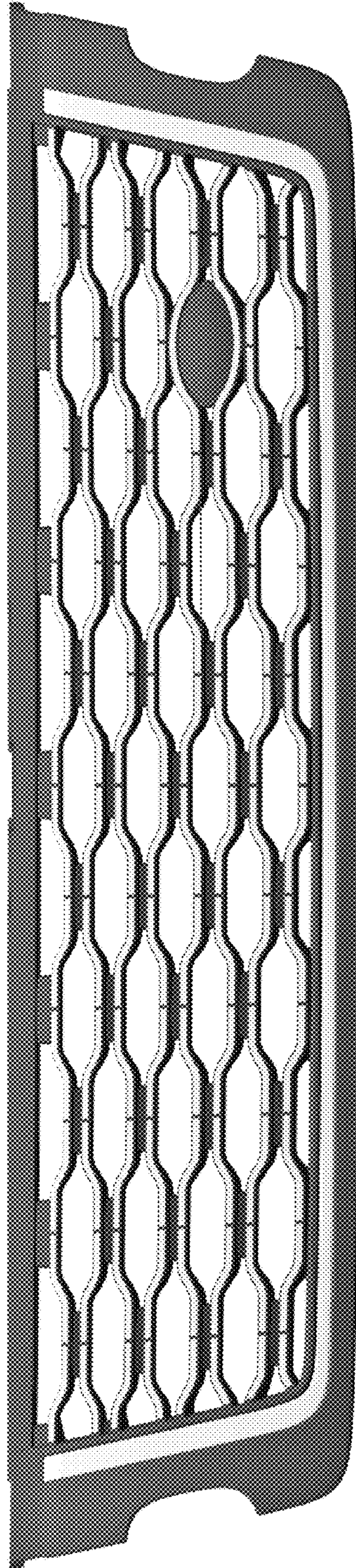


FIG. 5

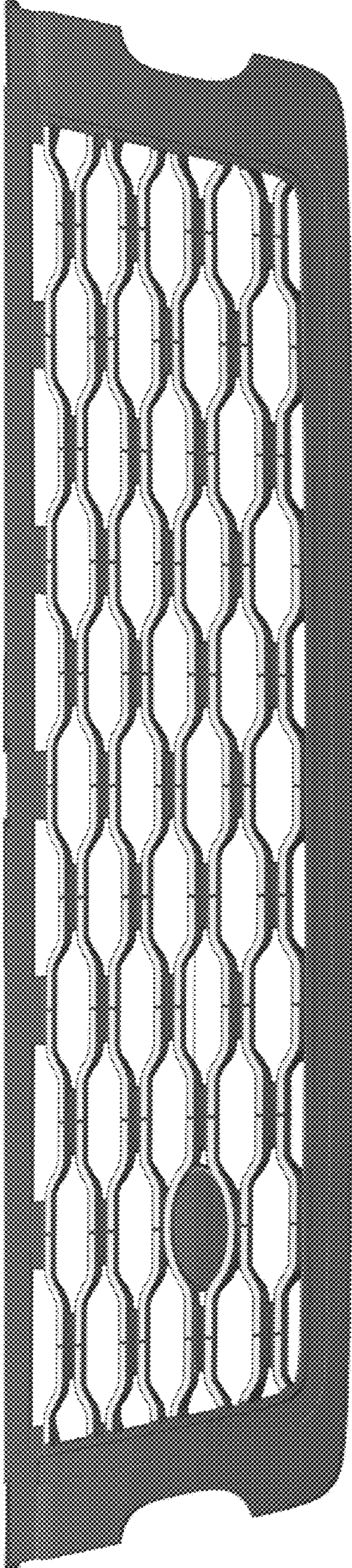


FIG. 6

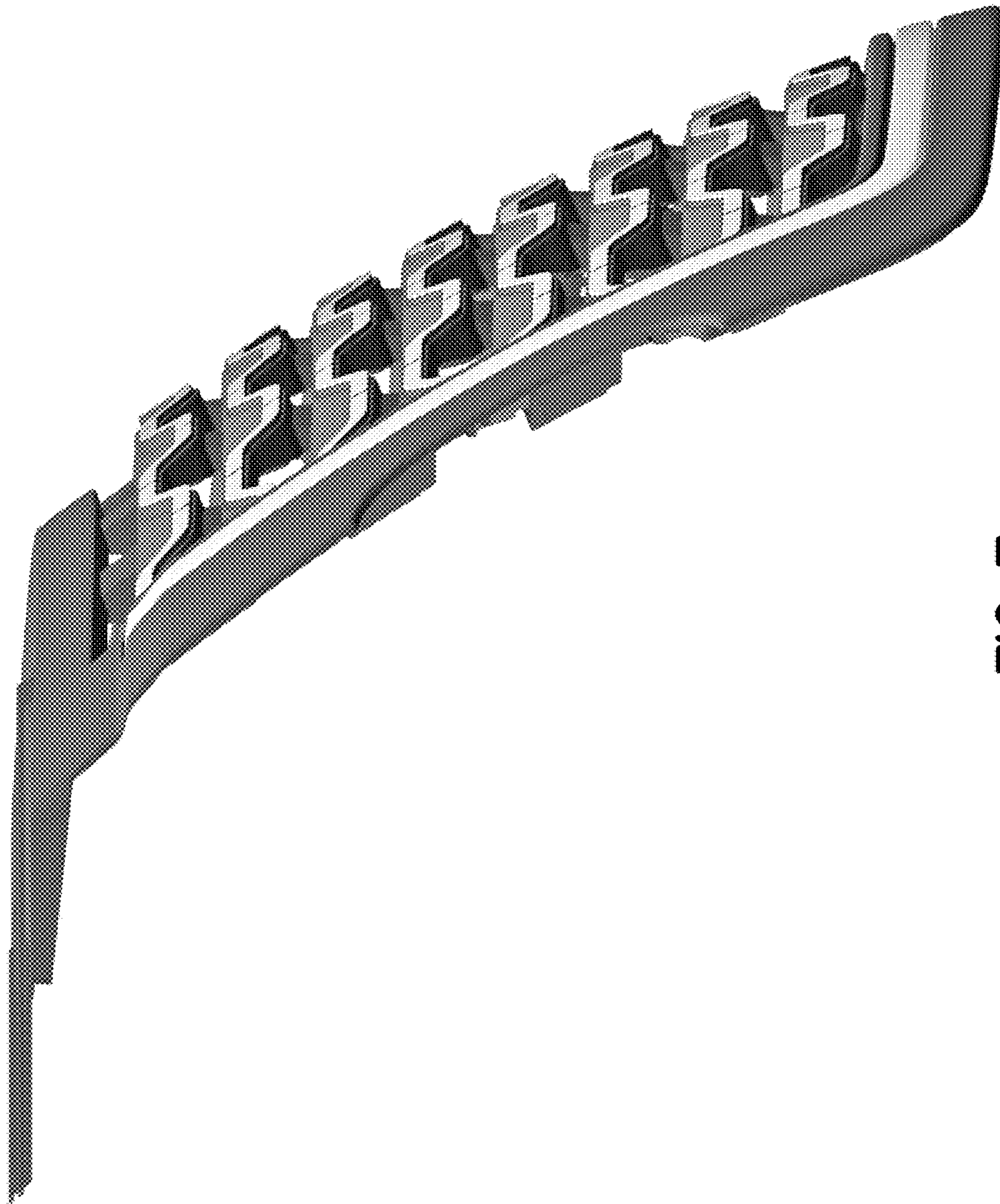


FIG. 7

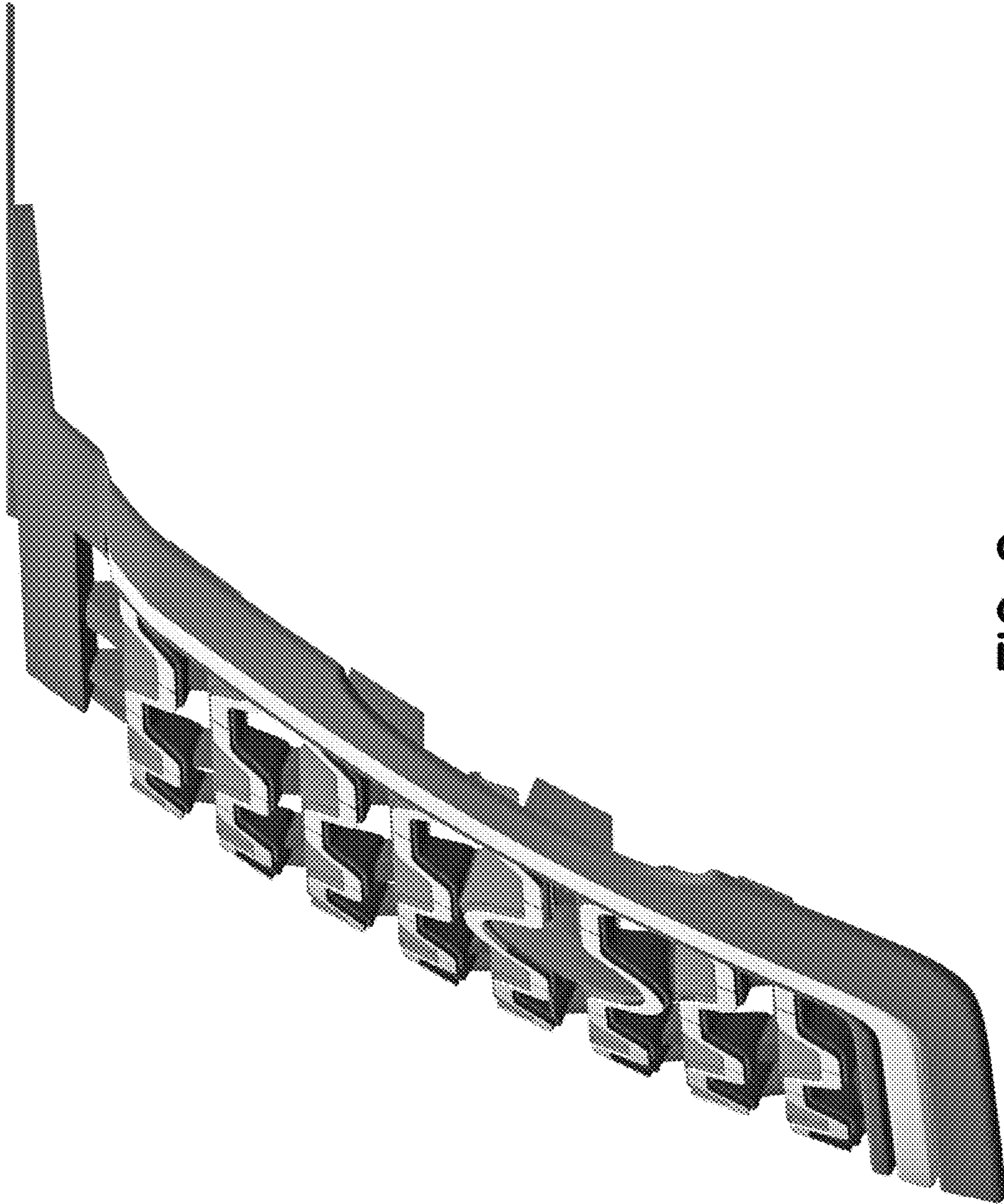


FIG. 8

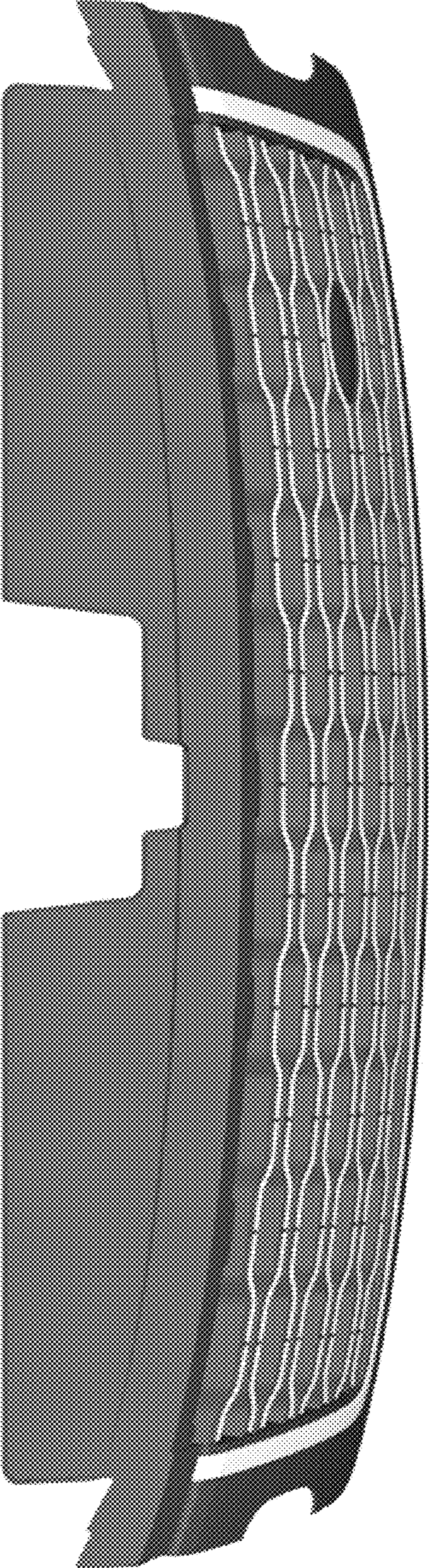


FIG. 9




FIG. 10




FIG. 11