



US00D86552S

(12) **United States Design Patent**
Ying

(10) **Patent No.:** **US D865,552 S**

(45) **Date of Patent:** **** Nov. 5, 2019**

(54) **WEIGHT SCALE**

(71) Applicant: **Zheyu Ying**, Zhejiang (CN)

(72) Inventor: **Zheyu Ying**, Zhejiang (CN)

(**) Term: **15 Years**

(21) Appl. No.: **29/649,924**

(22) Filed: **Jun. 4, 2018**

(51) **LOC (12) Cl.** **10-04**

(52) **U.S. Cl.**
USPC **D10/92**

(58) **Field of Classification Search**

USPC D10/92

CPC G01G 19/44; G01G 19/445; G01G 19/46;

G01G 19/48; G01G 19/50; G01G 21/28;

G01G 21/44

See application file for complete search history.

(56) **References Cited**

U.S. PATENT DOCUMENTS

7,100,439 B2 * 9/2006 Carlucci A61B 5/4023

177/199

D678,095 S * 3/2013 Renner D10/92

9,778,095 B2 * 10/2017 Carreel G01G 19/50

D805,937 S * 12/2017 Chang D10/92

10,228,276 B2 * 3/2019 Zhao G01G 19/44

* cited by examiner

Primary Examiner — Antoine Duval Davis

(57) **CLAIM**

I claim the ornamental design for a weight scale, as shown and described.

DESCRIPTION

FIG. 1 is a perspective view of a weight scale showing my new design;

FIG. 2 is a front elevational view thereof;

FIG. 3 is a rear elevational view thereof;

FIG. 4 is a left side elevational view thereof;

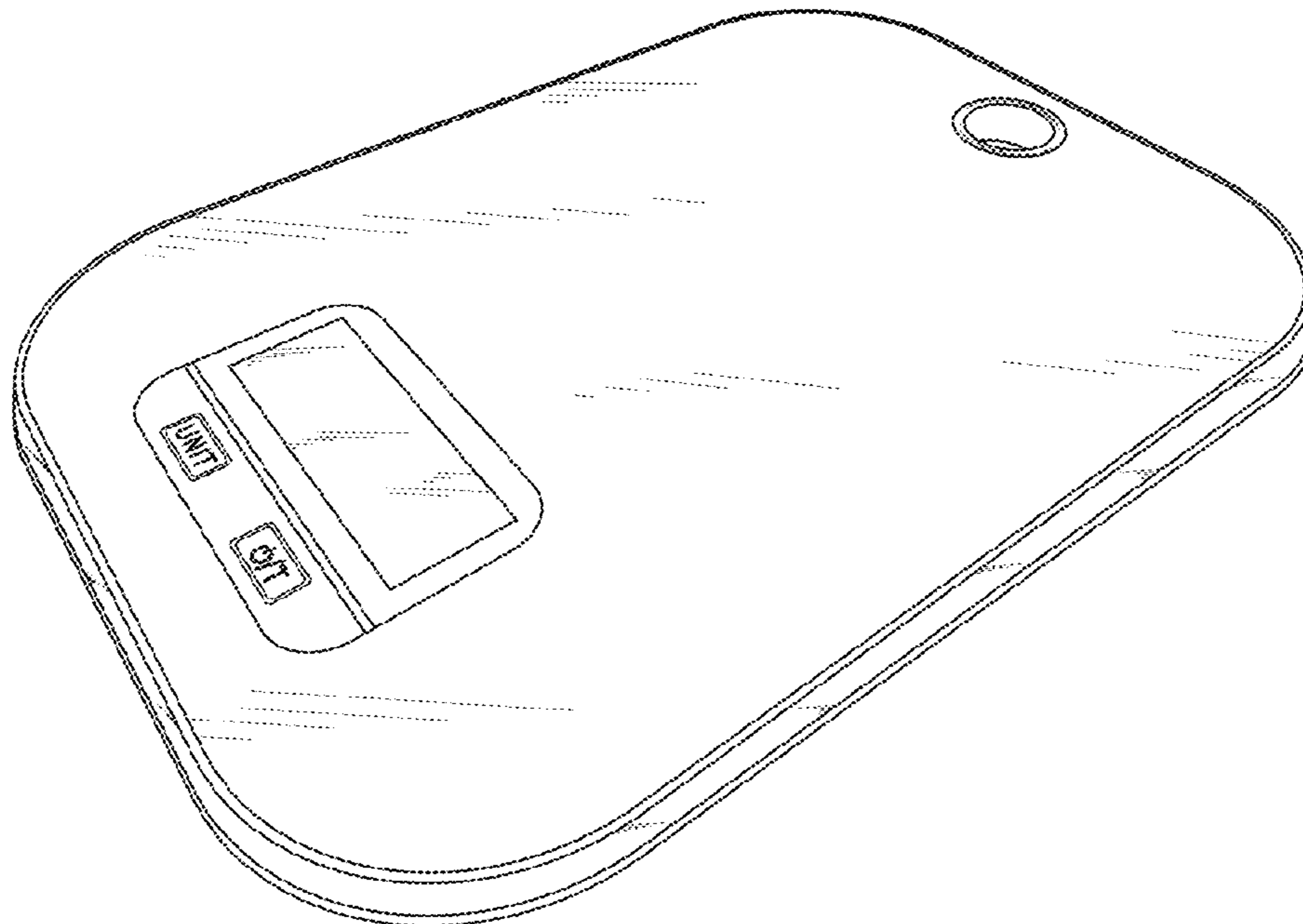
FIG. 5 is a right side elevational view thereof;

FIG. 6 is a top plan view thereof; and,

FIG. 7 is a bottom plan view thereof.

The weight scale is shown in broken lines for illustrative purposes only and forms no part of the claimed design.

1 Claim, 7 Drawing Sheets



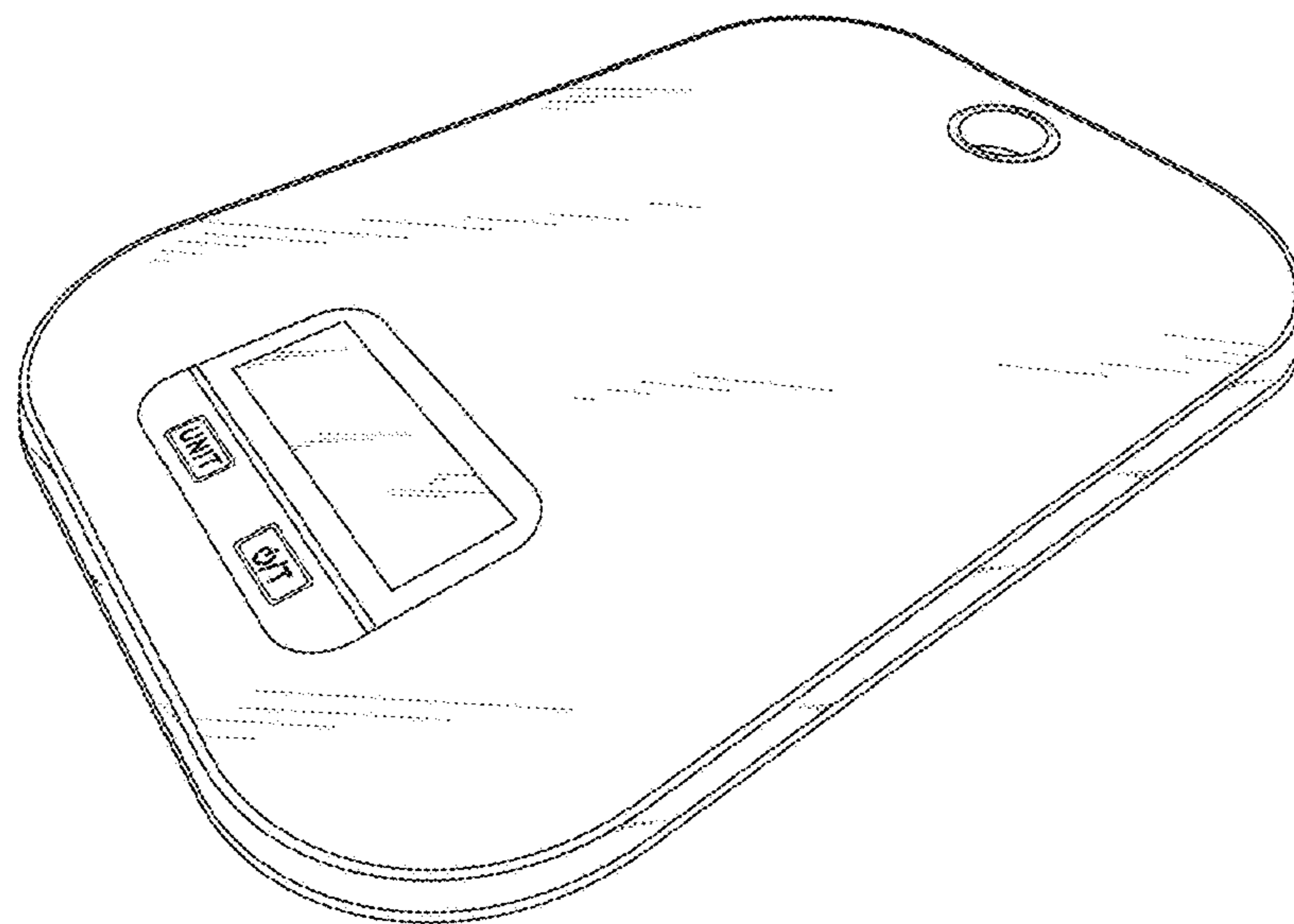


FIG.1




FIG. 2

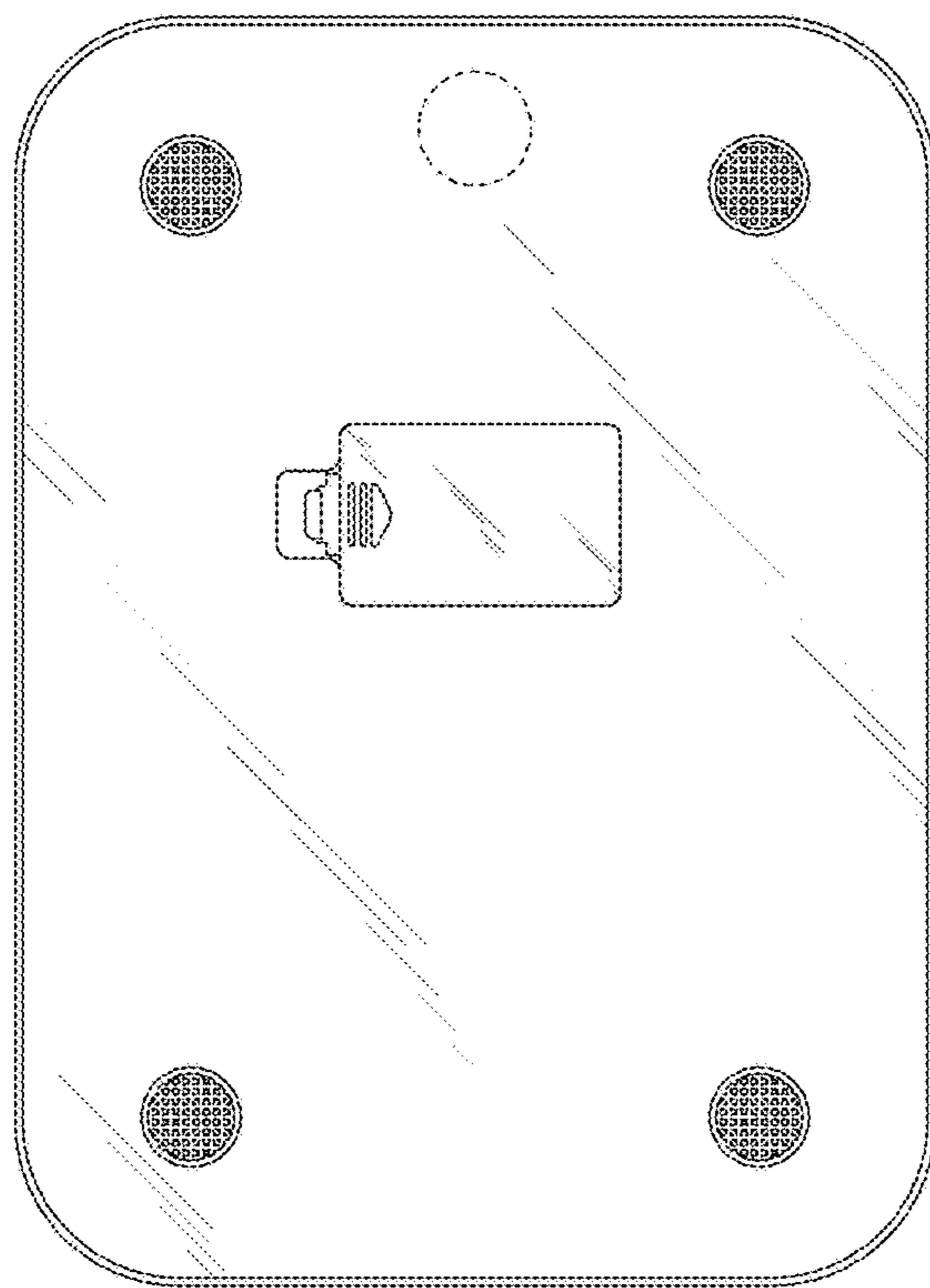


FIG.3



FIG.4

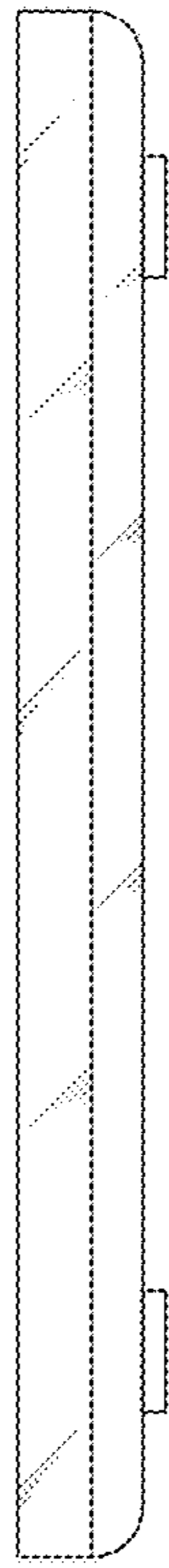


FIG.5

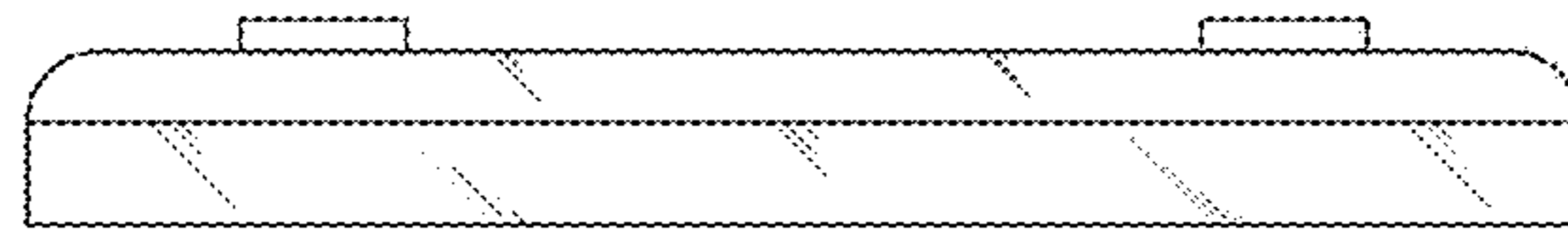


FIG.6

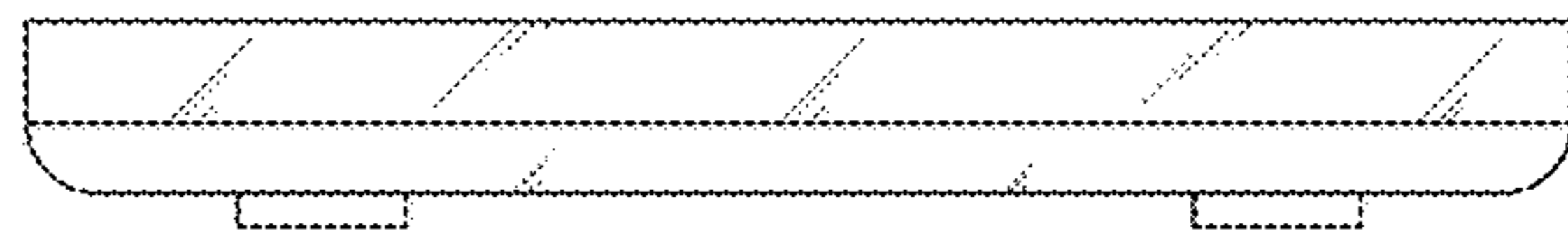


FIG.7