



US00D865530S

(12) **United States Design Patent**
Macias Mejia et al.

(10) **Patent No.:** **US D865,530 S**

(45) **Date of Patent:** **** Nov. 5, 2019**

(54) **CONTAINER**

(71) Applicant: **Colgate-Palmolive Company**, New York, NY (US)

(72) Inventors: **Claudia Daniela Macias Mejia**, Mexico City (MX); **Jorge Becerra**, La Joya (MX)

(73) Assignee: **Colgate-Palmolive Company**, New York, NY (US)

(**) Term: **15 Years**

(21) Appl. No.: **29/642,439**

(22) Filed: **Mar. 29, 2018**

(51) **LOC (12) Cl.** **09-01**

(52) **U.S. Cl.**
USPC **D9/552; D9/543**

(58) **Field of Classification Search**
USPC D9/516, 522, 543-546, 549, 550, 552, D9/575, 715, 719; D28/91.1; D3/202; D7/300, 598
CPC B65D 2501/0081; B65D 1/02; B65D 1/0223; B65D 1/40
See application file for complete search history.

(56) **References Cited**

U.S. PATENT DOCUMENTS

D527,640 S *	9/2006	Cummings	D9/529
D553,503 S *	10/2007	Toh	D9/529
D585,289 S *	1/2009	Toh	D9/446
D585,290 S *	1/2009	Toh	D9/446
D685,269 S *	7/2013	Macias Mejia	D9/449
D685,270 S *	7/2013	Macias Mejia	D9/449

D685,271 S *	7/2013	Macias Mejia	D9/542
D688,951 S *	9/2013	Macias Mejia	D9/542
D740,669 S *	10/2015	de Vries	D9/526
D740,671 S *	10/2015	de Vries	D9/526
D753,494 S *	4/2016	Toh	D9/449
D756,793 S *	5/2016	Macias Mejia	D9/529
D758,870 S *	6/2016	Macias Mejia	D9/529
D773,305 S *	12/2016	Toh	D9/449
D773,306 S *	12/2016	Toh	D9/449
D784,148 S *	4/2017	Toh	D9/550
D786,681 S *	5/2017	Toh	D9/521
D801,821 S *	11/2017	Toh	D9/565
D801,822 S *	11/2017	Toh	D9/565
2017/0240317 A1 *	8/2017	Toh	B65D 23/102

* cited by examiner

Primary Examiner — Ian Simmons

Assistant Examiner — Keith Frank

(57) **CLAIM**

The ornamental design for a container, as shown and described.

DESCRIPTION

FIG. 1 is a perspective view of a container according to the new design;

FIG. 2 is a front view thereof;

FIG. 3 is a rear view thereof;

FIG. 4 is a right side view thereof;

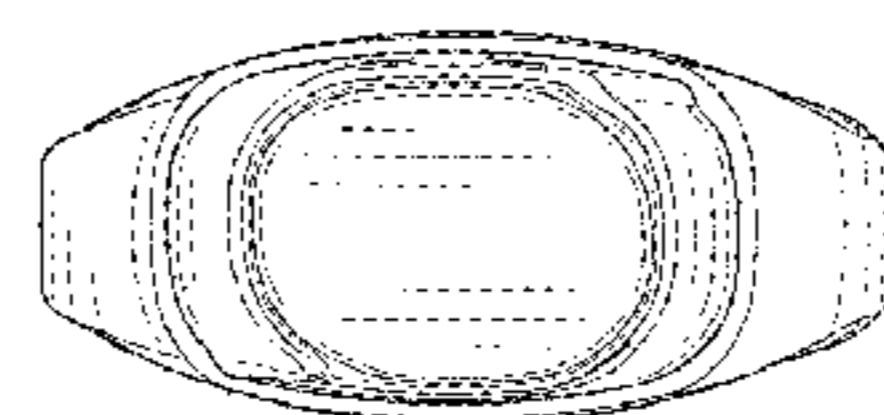
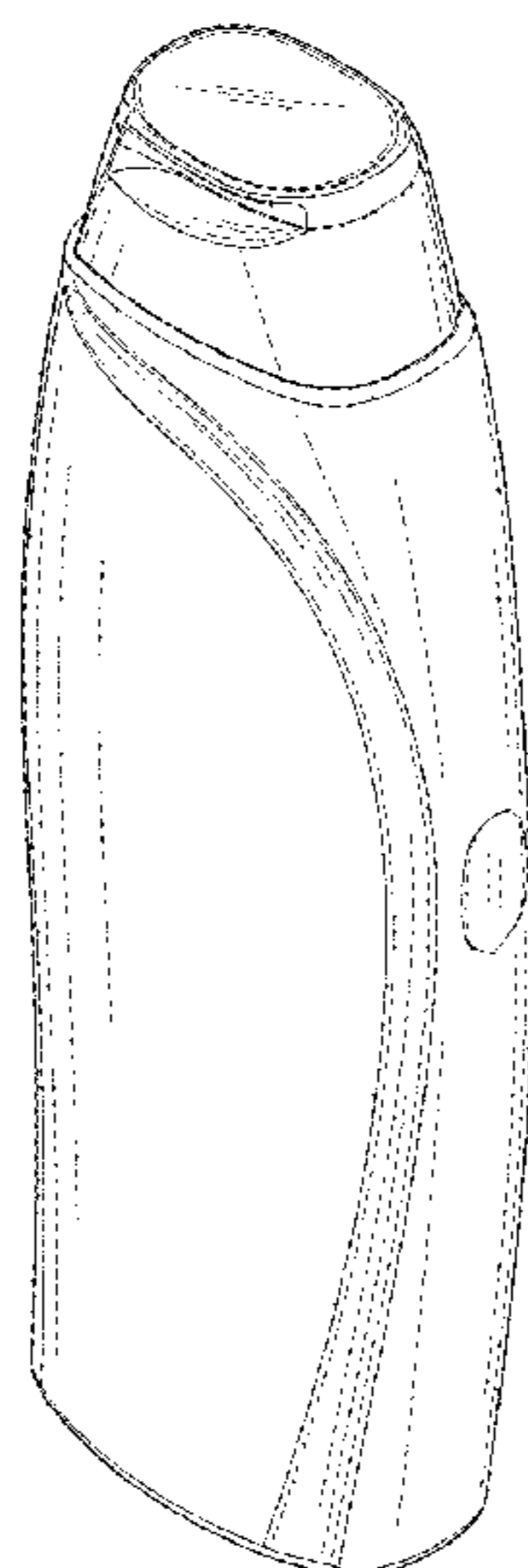
FIG. 5 is a left side view thereof;

FIG. 6 is a top plan view thereof; and,

FIG. 7 is a bottom plan view thereof.

The broken lines in the drawings showing the container illustrate the portions of the container that form no part of the claimed design.

1 Claim, 5 Drawing Sheets



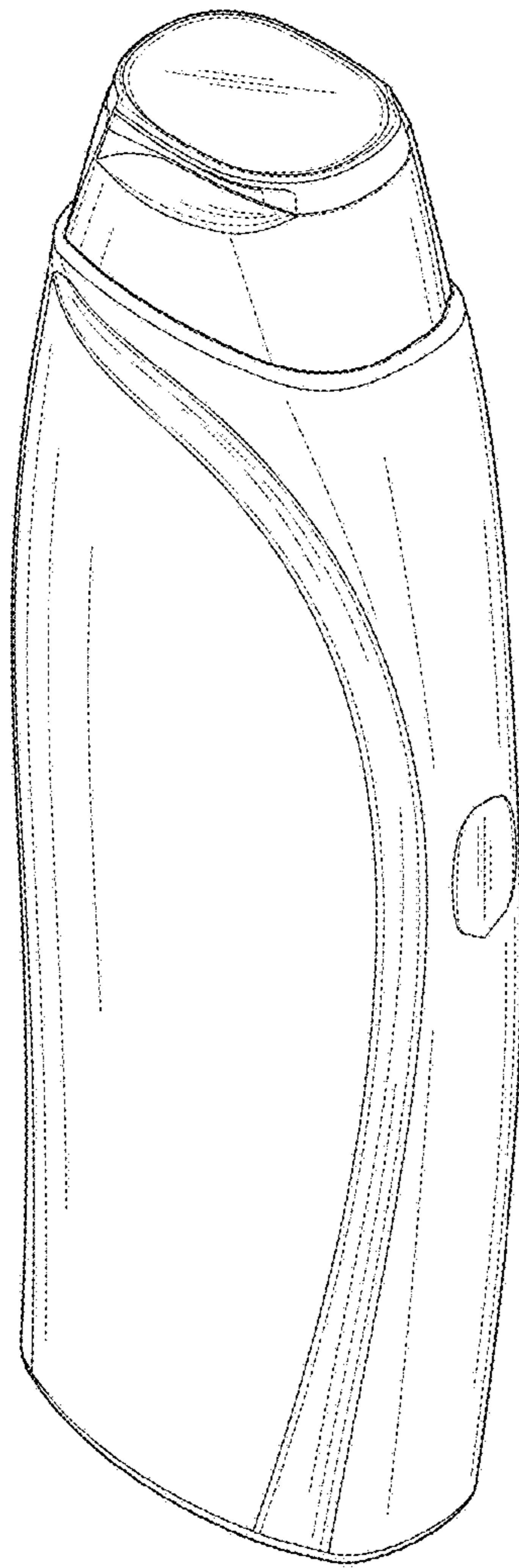


FIG. 1

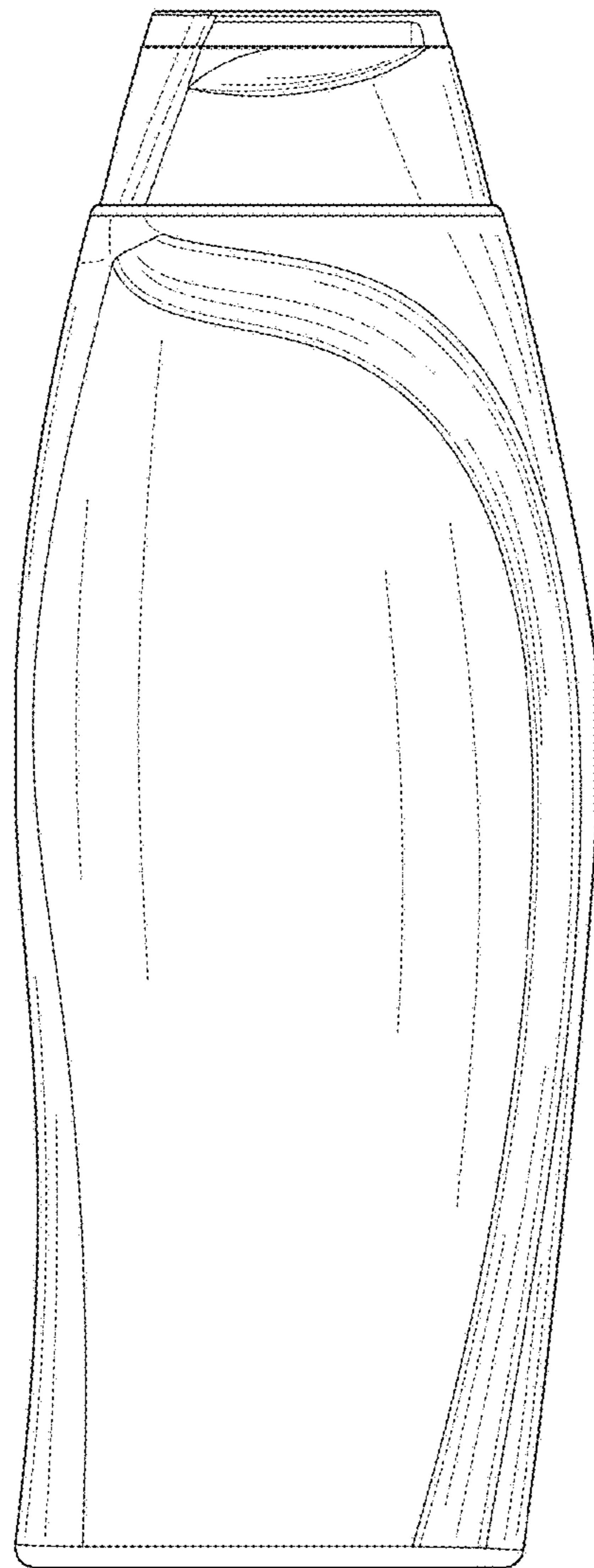


FIG. 2

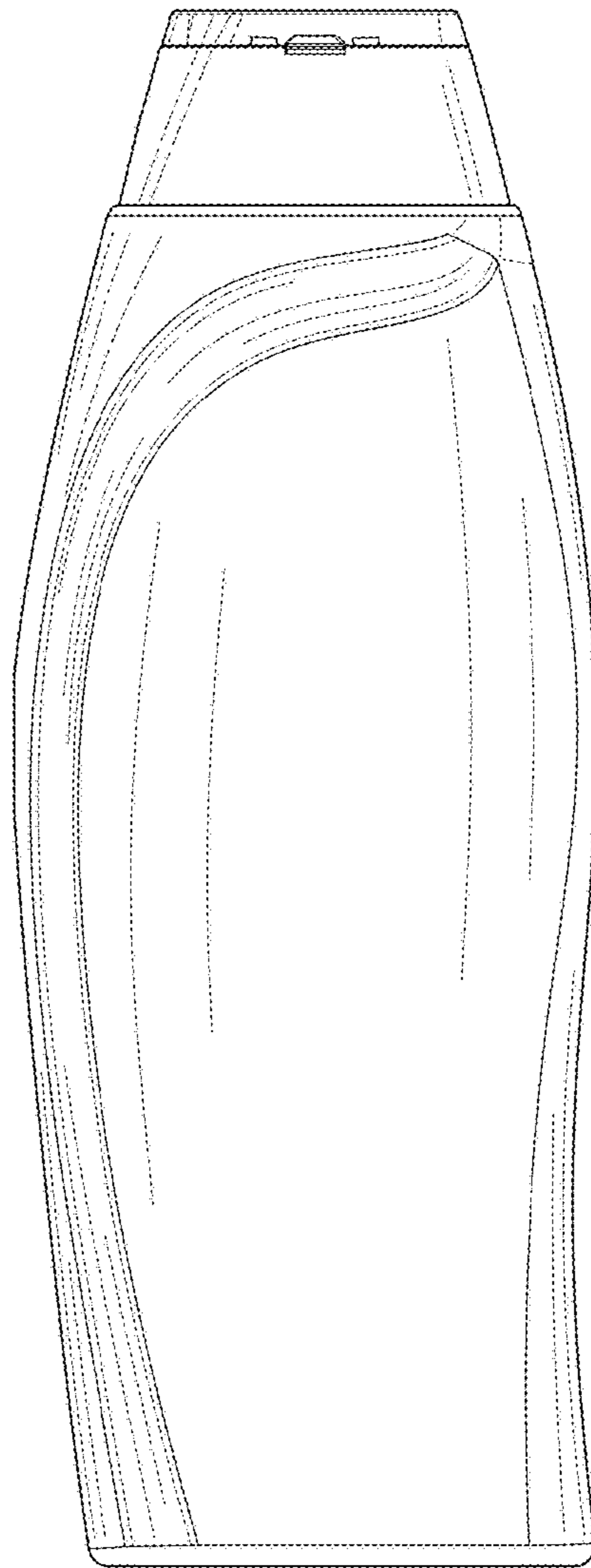


FIG. 3

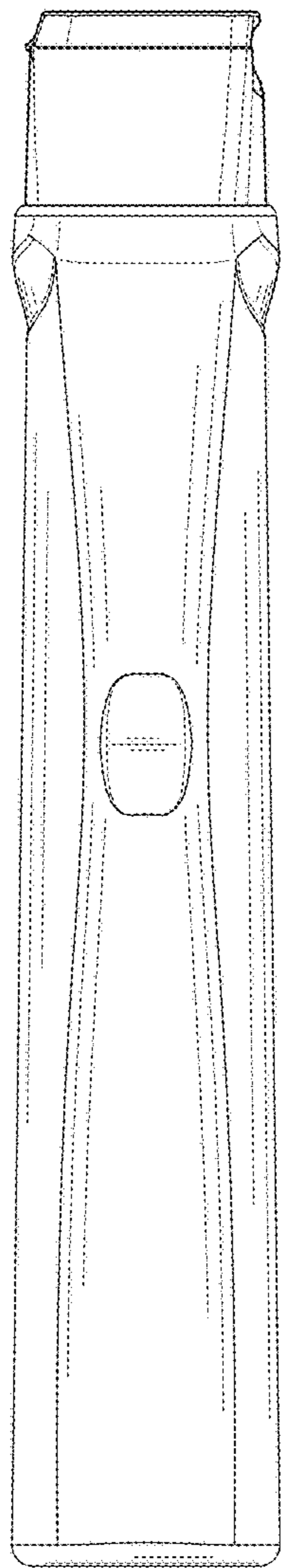


FIG. 4

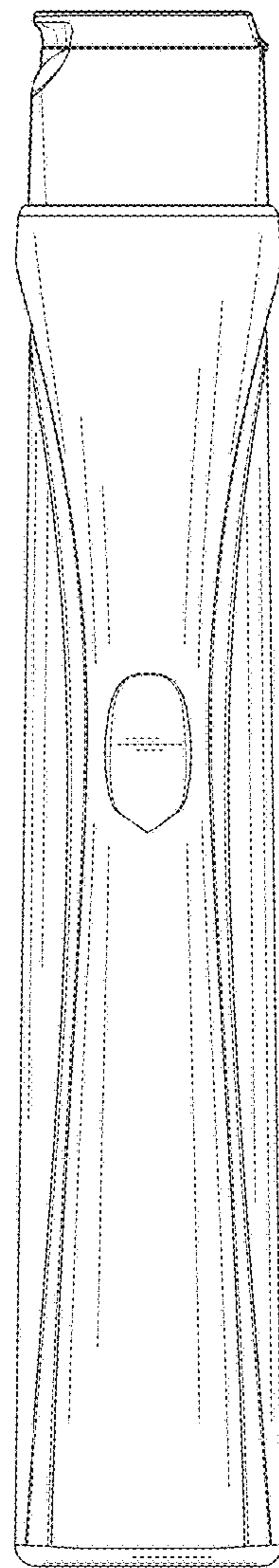


FIG. 5

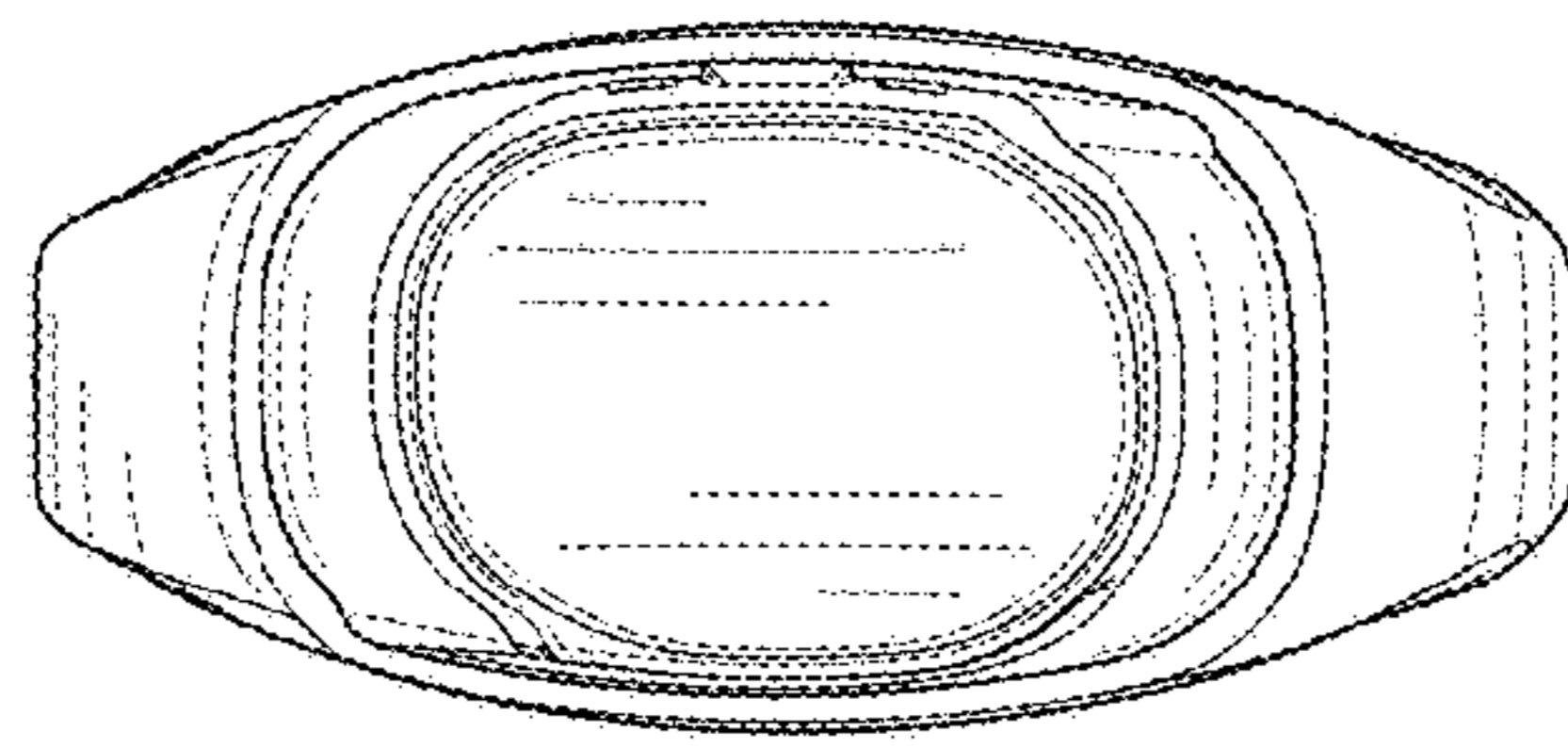


FIG. 6

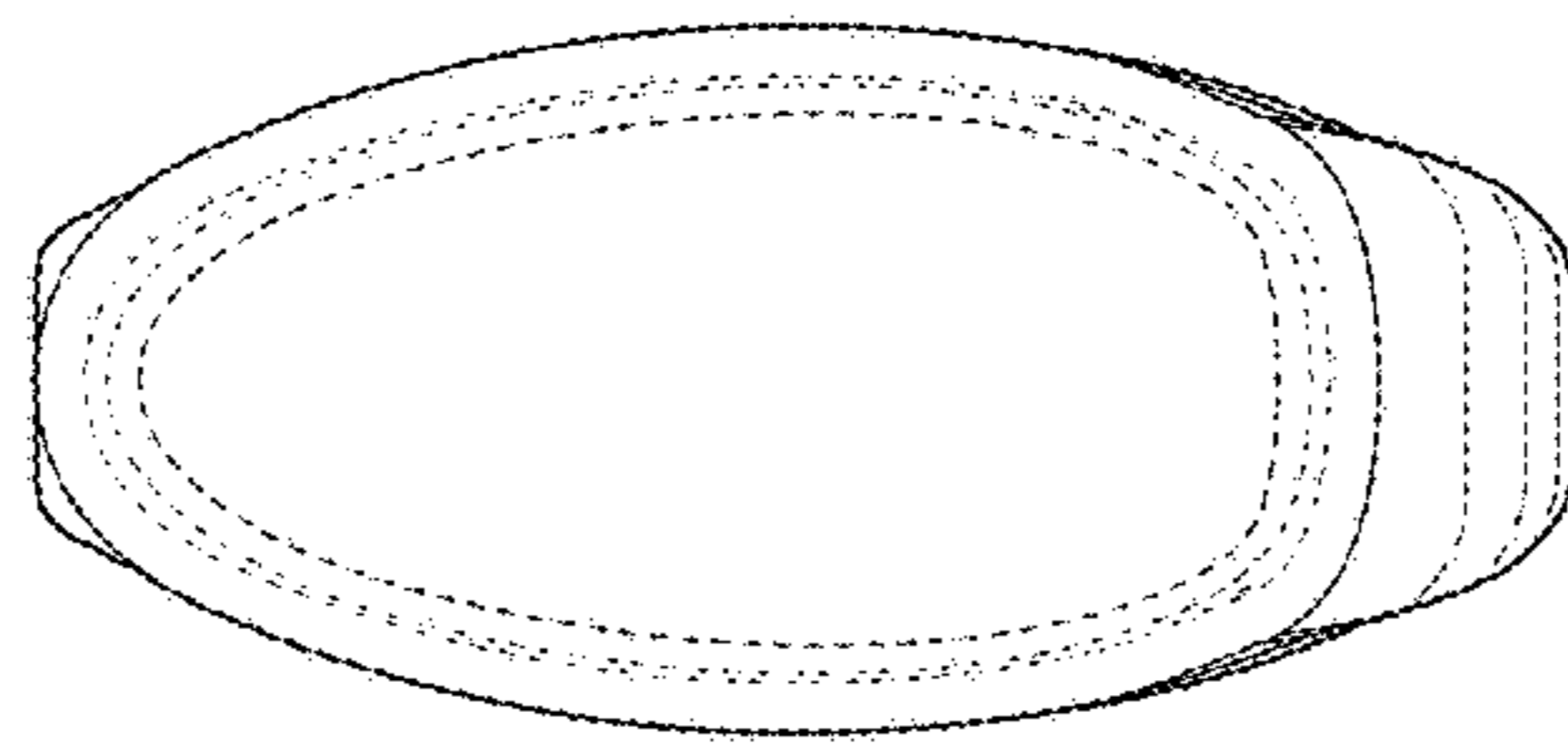


FIG. 7