



US00D865508S

(12) **United States Design Patent** (10) **Patent No.:** **US D865,508 S**
Zou (45) **Date of Patent:** **** Nov. 5, 2019**

(54) **SUPPORT FOR FIXING TUBES**
(71) Applicant: **SALCAR GMBH**, Leipzig (DE)
(72) Inventor: **Jin Zou**, Leipzig (DE)
(**) Term: **15 Years**
(21) Appl. No.: **35/505,878**
(22) Filed: **May 6, 2018**
(80) **Hague Agreement Data**
Int. Filing Date: **May 6, 2018**
Int. Reg. No.: **DM/103130**
Int. Reg. Date: **May 6, 2018**
Int. Reg. Pub. Date: **Oct. 19, 2018**
(51) **LOC (12) Cl.** **08-08**
(52) **U.S. Cl.**
USPC **D8/396**
(58) **Field of Classification Search**
USPC D8/59, 60, 71-74, 376, 369
CPC A45B 2023/0025; F16M 13/022; F16B
2/065; F16B 2/12
See application file for complete search history.

(56) **References Cited**
U.S. PATENT DOCUMENTS
2,988,310 A * 6/1961 Wright A45B 11/00
108/49
D203,295 S * 12/1965 Wells D14/230
D243,747 S * 3/1977 Unghanse D8/396
D247,420 S * 3/1978 Reynolds D8/373
D255,578 S * 6/1980 Herczeg 82/166
5,478,041 A * 12/1995 Mayne A45B 11/00
248/231.51

D381,113 S * 7/1997 Safyan D13/149
D381,894 S * 8/1997 Lun D8/396
5,857,658 A * 1/1999 Niemiec A01K 97/10
248/231.71
6,276,651 B1 * 8/2001 Dolan B25B 5/10
248/229.12
D454,479 S * 3/2002 Kolpin D8/349
D474,012 S * 5/2003 Beltran D3/10
D642,039 S * 7/2011 Forsberg D8/72
D643,272 S * 8/2011 Casteel D8/72
D712,243 S * 9/2014 Raines D8/396
8,950,723 B1 * 2/2015 Fogelstrom A45B 11/00
135/16
D739,710 S * 9/2015 Bukovitz D4/199
D782,294 S * 3/2017 Dordick D8/396
D835,505 S * 12/2018 De Los Santos D8/396
2004/0135055 A1 * 7/2004 Rizk A45B 11/00
248/539
2007/0034758 A1 * 2/2007 Bates E04H 12/2276
248/218.4
2018/0360223 A1 * 12/2018 LaCount A47C 7/66

* cited by examiner

Primary Examiner — Deanna L Pratt


(57) **CLAIM**

The ornamental design for a support for fixing tubes, as shown and described.


DESCRIPTION

1. Support for fixing tubes
1.1 is a perspective view.
1.2 is a perspective view of a portion of the support for fixing tubes shown separately for completeness of disclosure.
1.3 is a perspective view of another portion of the support for fixing tubes shown separately for completeness of disclosure


1 Claim, 3 Drawing Sheets



1.1



1.2



1.3

