



US00D865496S

(12) **United States Design Patent** (10) **Patent No.:** **US D865,496 S**
Shen (45) **Date of Patent:** **** Nov. 5, 2019**

(54) **HOOK**
(71) Applicant: **SUN CHAIN TRADING CO., LTD.**,
Taipei (TW)
(72) Inventor: **Yi-Ling Shen**, Taipei (TW)
(73) Assignee: **SUN CHAIN TRADING CO., LTD.**,
Taipei (TW)
(**) Term: **15 Years**
(21) Appl. No.: **29/661,695**
(22) Filed: **Aug. 30, 2018**
(51) **LOC (12) Cl.** **08-05**
(52) **U.S. Cl.**
USPC **D8/367; D8/310**
(58) **Field of Classification Search**
USPC D8/367, 354, 394, 18, 105, 356, 310,
D8/312, 300; D11/208, 218; 248/341;
D6/323
CPC F16M 13/02; A44B 13/0029; A45F 5/021;
A45F 5/02; F16B 45/00; A47G 25/00;
A47G 1/00
See application file for complete search history.

(56) **References Cited**
U.S. PATENT DOCUMENTS

D141,762 S * 7/1945 Graham D9/552
D142,991 S * 11/1945 Derham D9/435
D271,937 S * 12/1983 Combs 16/421
D291,053 S * 7/1987 Decursu D8/310
D320,840 S * 10/1991 Chretien D23/250
D451,361 S * 12/2001 Yang D8/307
D459,646 S * 7/2002 Bertani D8/310
D517,407 S * 3/2006 Floyd D9/435

D526,883 S * 8/2006 Gilbert D8/307
D572,998 S * 7/2008 Crain D8/305
D656,810 S * 4/2012 Kwok D8/307
D657,214 S * 4/2012 Chen D8/25
D695,586 S * 12/2013 Brown D16/130
D717,550 S * 11/2014 Harden D6/323
D751,694 S * 3/2016 Shubin, Sr. D24/121
D754,518 S * 4/2016 Bahler D8/310
D771,470 S * 11/2016 Zimmer D8/310
D771,475 S * 11/2016 Pan D8/367
D772,687 S * 11/2016 Zimmer D8/310
D805,875 S * 12/2017 Chiang D8/312
D806,510 S * 1/2018 Yates D8/311
D817,171 S * 5/2018 Patrick D9/451
D841,446 S * 2/2019 Forrest D8/367
D851,477 S * 6/2019 Millet D8/310
D853,222 S * 7/2019 He D8/367

* cited by examiner

Primary Examiner — Cynthia R Underwood
(74) *Attorney, Agent, or Firm* — Fei-hung Yang

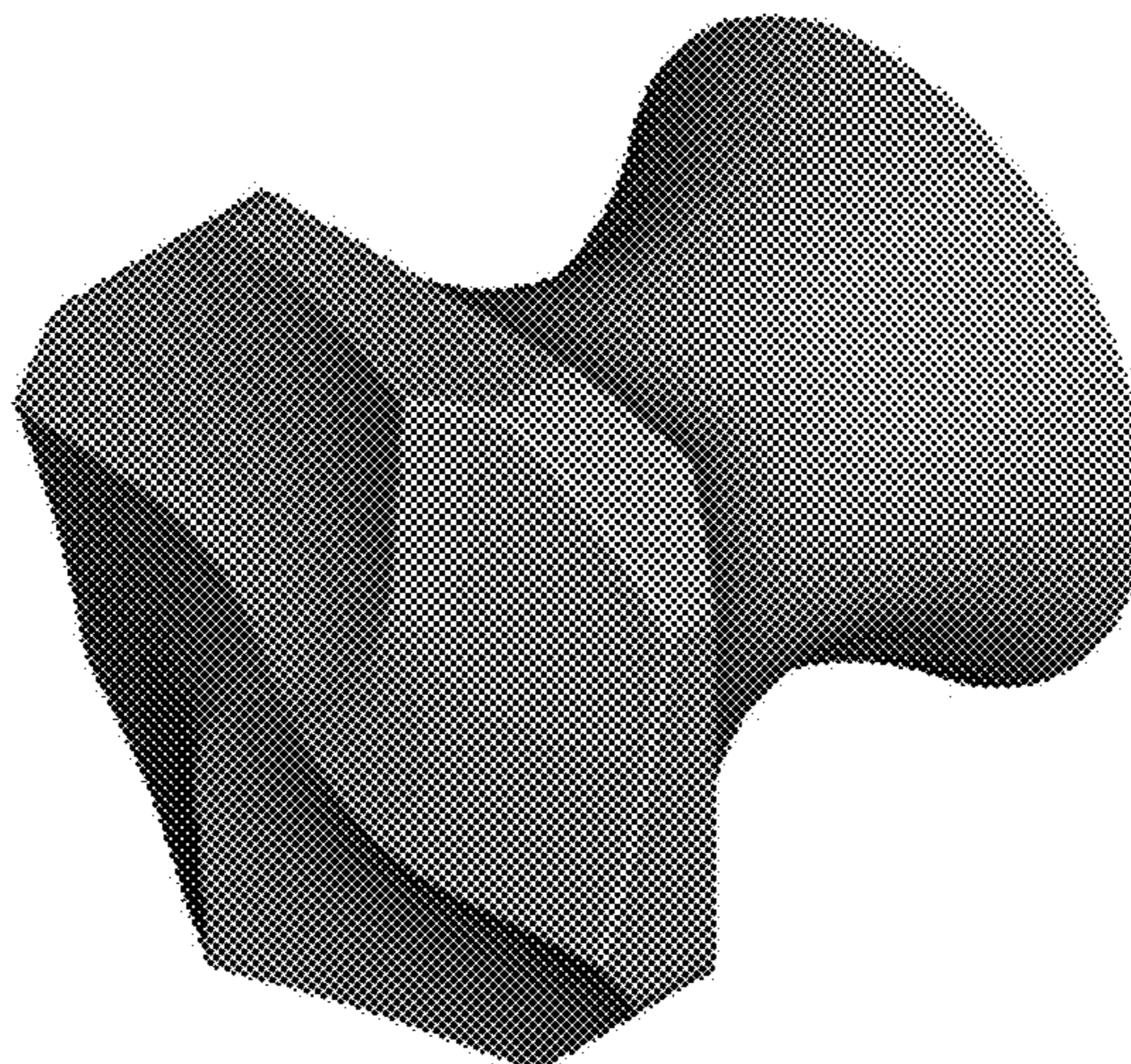
(57) **CLAIM**

The ornamental design for a hook, as shown and described.

DESCRIPTION

FIG. 1 is a perspective view of a hook showing my new design;
FIG. 2 is a front elevational view thereof;
FIG. 3 is a rear elevational view thereof;
FIG. 4 is a left side view thereof;
FIG. 5 is a right side view thereof;
FIG. 6 is a top plan view thereof;
FIG. 7 is a bottom plan view thereof;
FIG. 8 is another perspective view thereof; and,
FIG. 9 is another perspective view thereof.

1 Claim, 5 Drawing Sheets



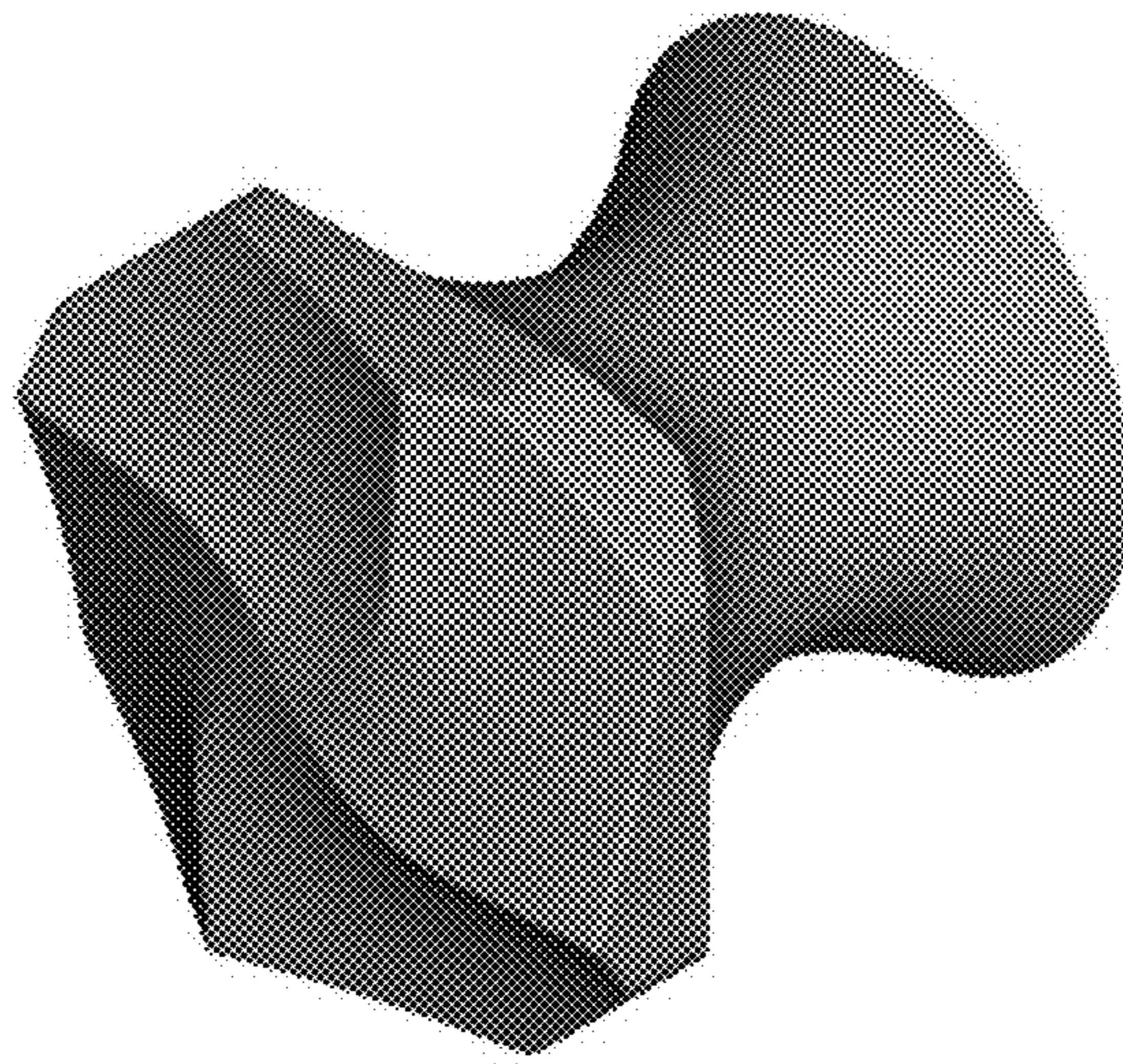


FIG. 1




FIG. 2




FIG. 3




FIG. 4




FIG. 5

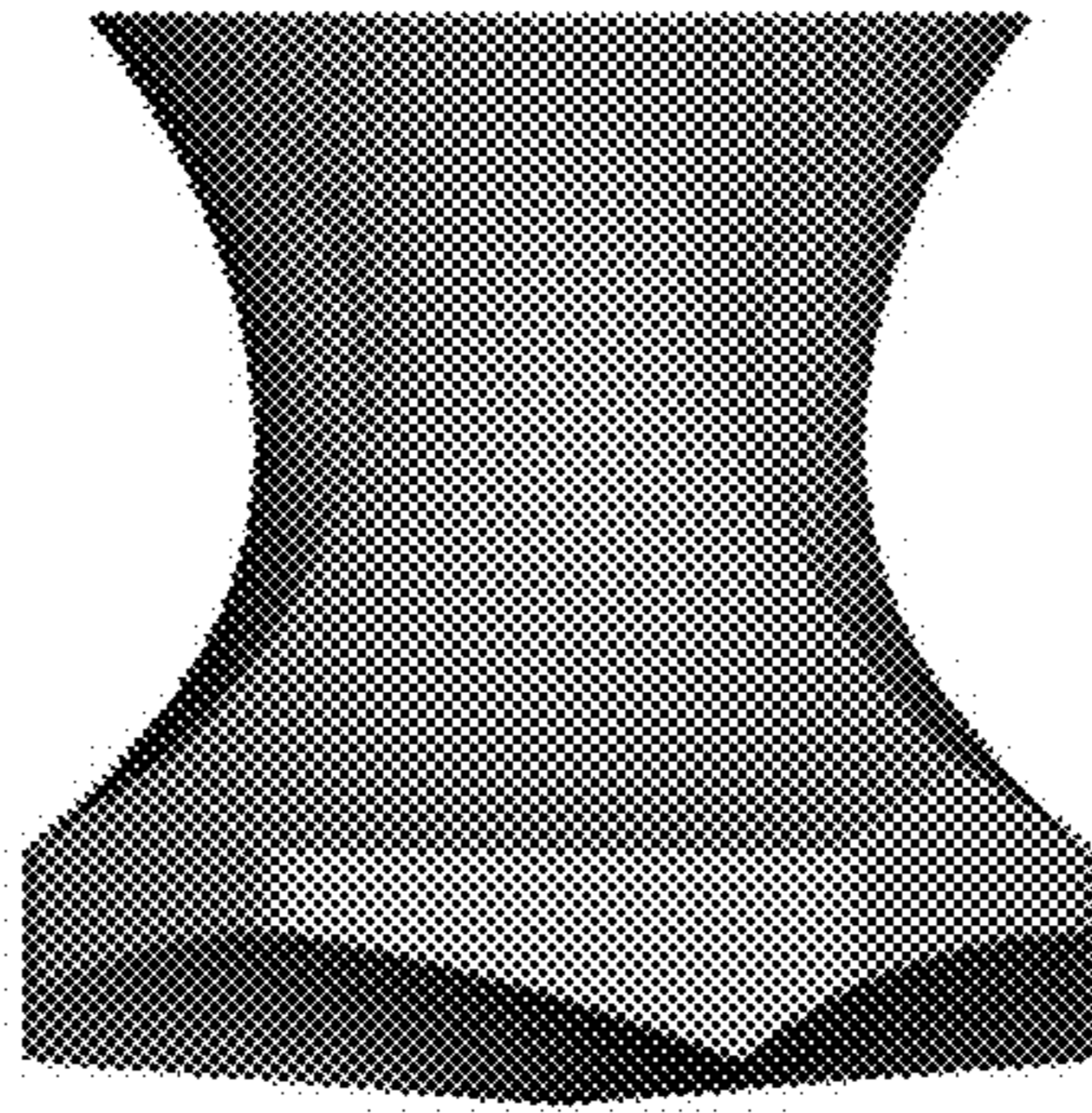


FIG. 6




FIG. 7




FIG. 8

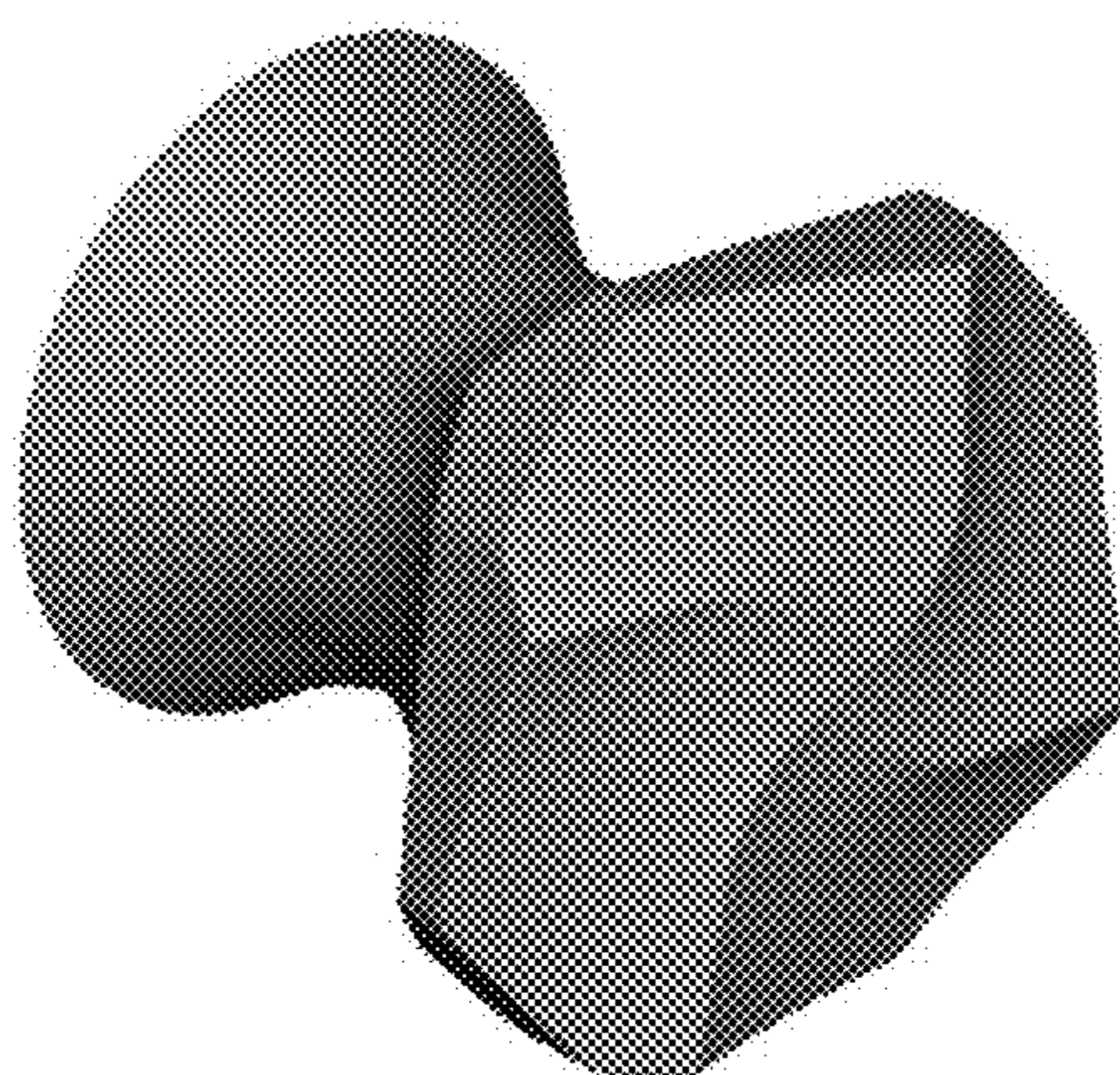


FIG. 9