



US00D865479S

(12) **United States Design Patent**
Rohrbach

(10) **Patent No.:** **US D865,479 S**

(45) **Date of Patent:** **** Nov. 5, 2019**

- (54) **UTILITY KNIFE**
- (71) Applicant: **MARTOR KG**, Solingen (DE)
- (72) Inventor: **Martin Rohrbach**, Horn (DE)
- (73) Assignee: **MARTOR KG**, Solingen (DE)
- (**) Term: **15 Years**

6,449,850 B1 *	9/2002	Gilbert	B26B 5/001	30/162
D565,382 S *	4/2008	Watanabe	D8/99	
D565,919 S *	4/2008	Kondo	D8/99	
D567,622 S *	4/2008	Takamasa	D8/99	
D701,741 S *	4/2014	Gringer	D8/99	
D731,283 S *	6/2015	Dahlberg	D8/99	
D779,301 S *	2/2017	Garavaglia	D8/99	
D821,174 S *	6/2018	Rohrbach	D8/99	
D847,602 S *	5/2019	Wu	D8/99	

(21) Appl. No.: **29/644,463**

(22) Filed: **Apr. 18, 2018**

(30) **Foreign Application Priority Data**

- Oct. 18, 2017 (EM) 004410603
- (51) **LOC (12) Cl.** **08-03**
- (52) **U.S. Cl.**
- USPC **D8/99**

- (58) **Field of Classification Search**
- USPC D8/98, 99, 105, 107
- CPC B26B 5/001; B26B 5/003; B26B 11/00;
- B26B 1/08
- See application file for complete search history.

(56) **References Cited**

U.S. PATENT DOCUMENTS

D386,959 S *	12/1997	Okada	D8/99
5,813,121 A *	9/1998	Gringer	B26B 5/003
				30/162

* cited by examiner

Primary Examiner — Phillip S Hyder

(74) *Attorney, Agent, or Firm* — Andrew Wilford

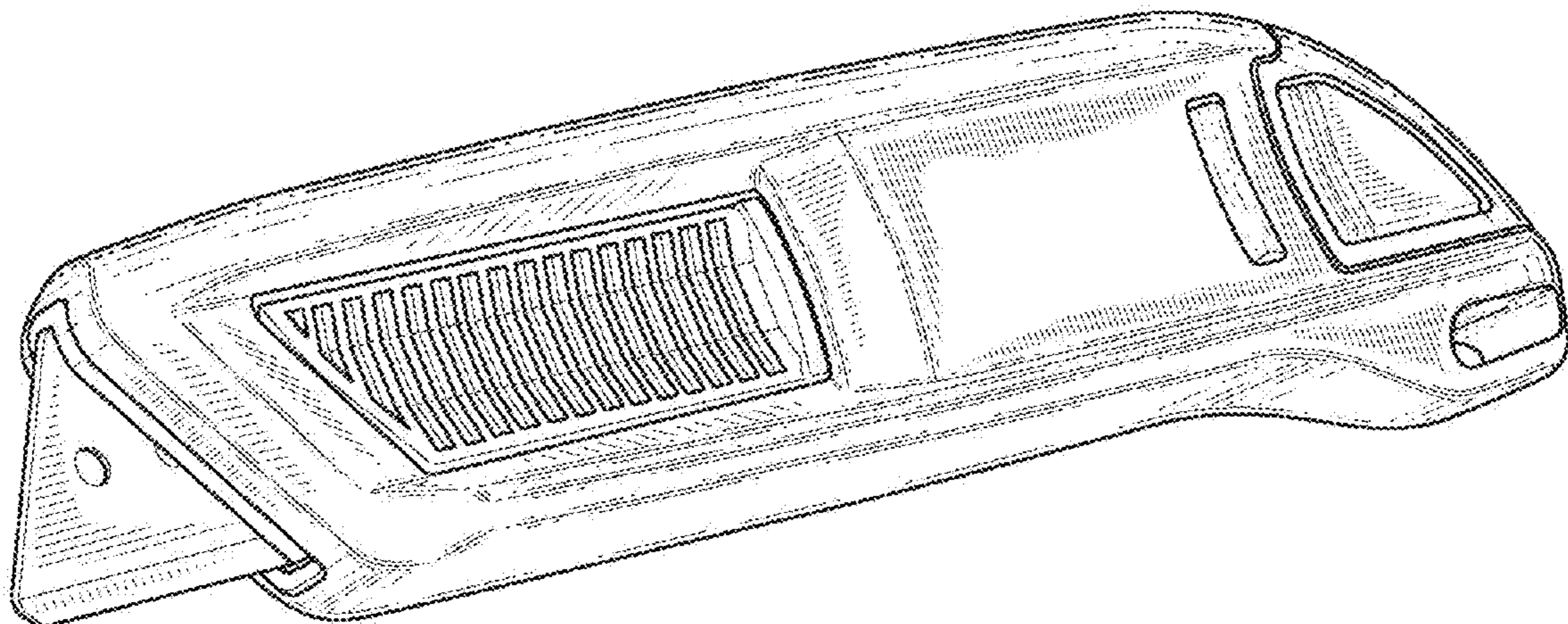
(57) **CLAIM**

The ornamental design for a utility knife, as shown and described.

DESCRIPTION

FIG. 1 is a side perspective view of the invention;
 FIG. 2 is a side elevational view of the invention;
 FIG. 3 is a top view of the invention;
 FIG. 4 is a side view of the invention opposite to that of FIG. 2;
 FIG. 5 is a bottom view of the invention;
 FIG. 6 is a front end view of the invention taken from the left in FIG. 2; and,
 FIG. 7 is a rear end view of the invention.

1 Claim, 3 Drawing Sheets



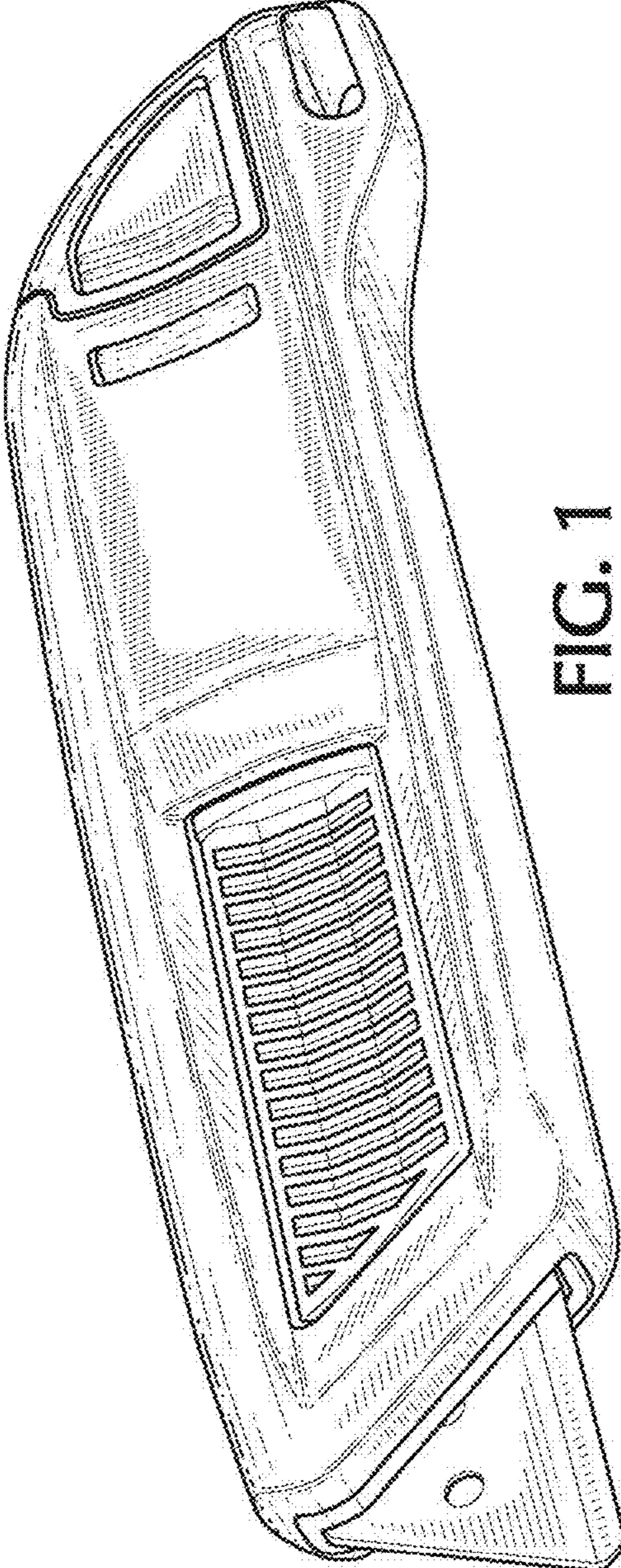


FIG. 1

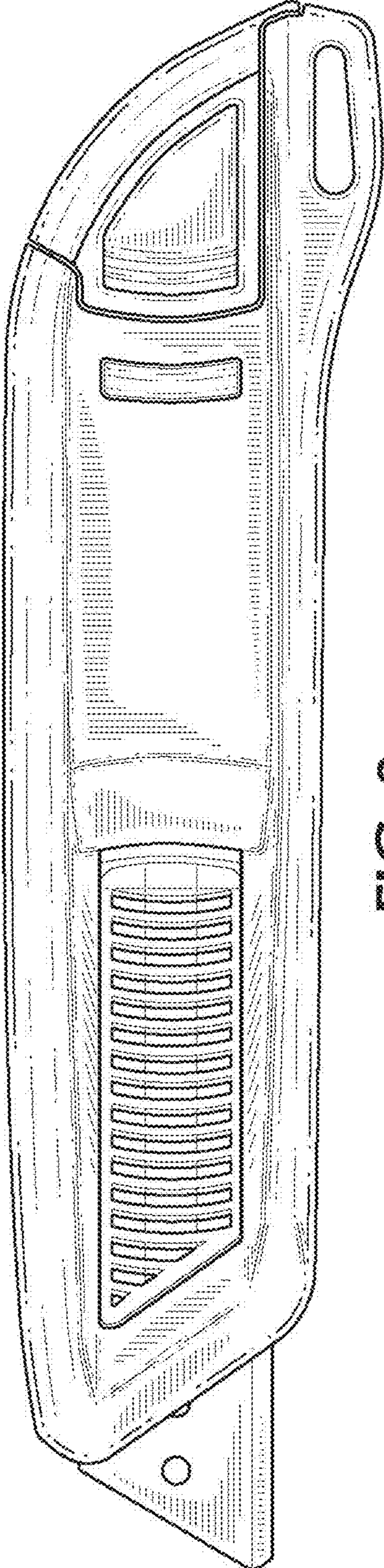


FIG. 2

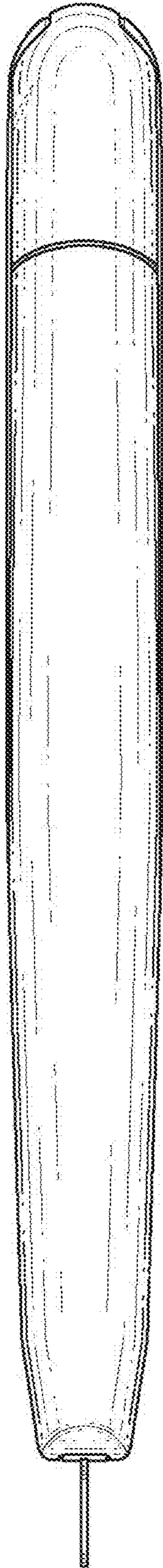


FIG. 3

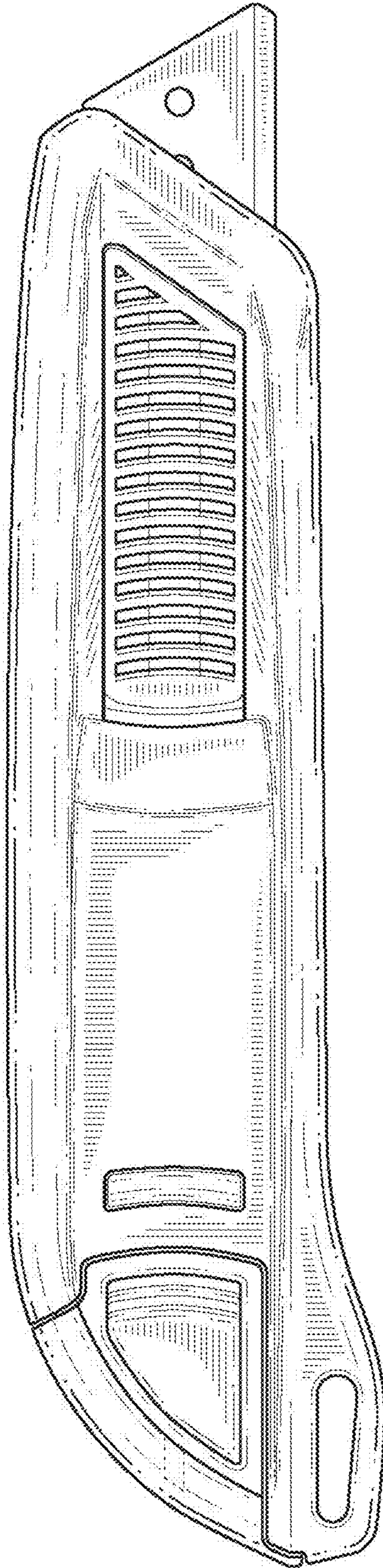


FIG. 4




FIG. 5

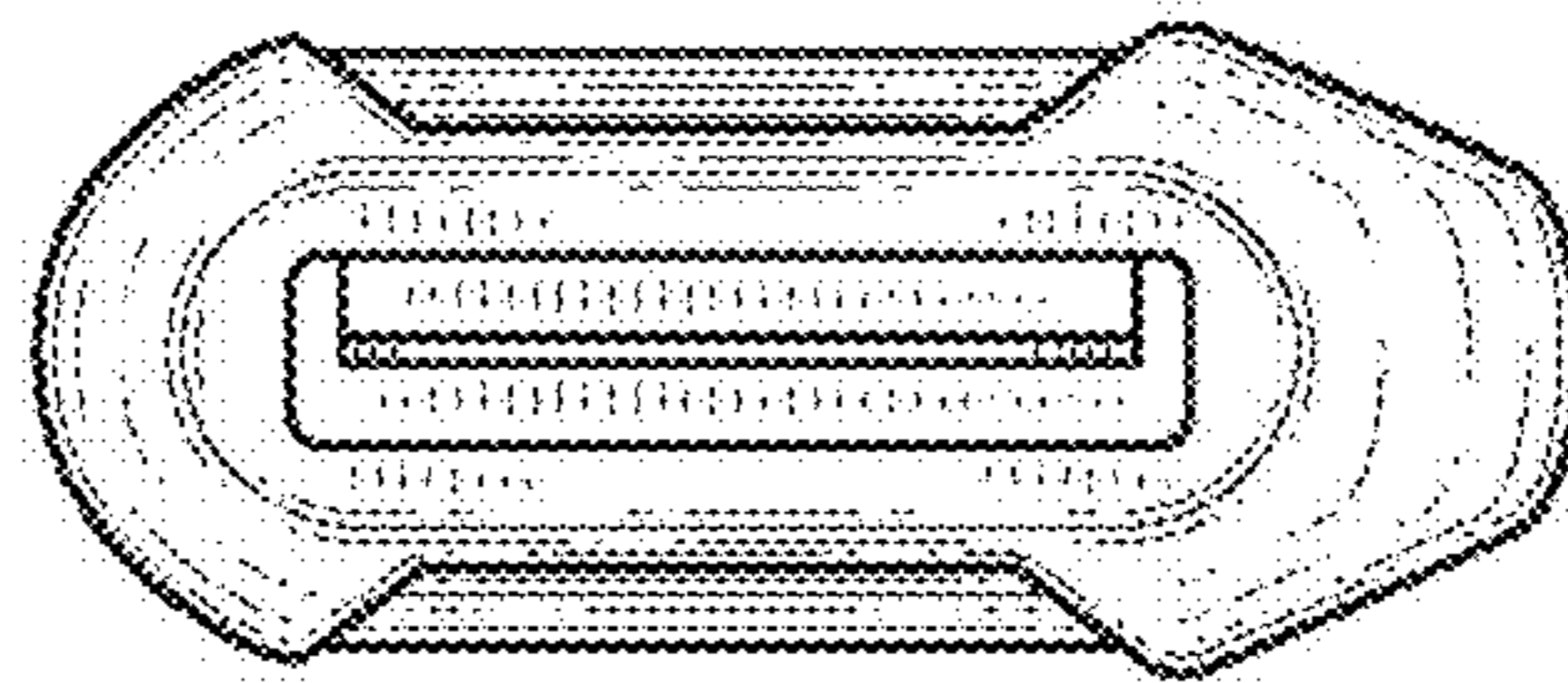


FIG. 6

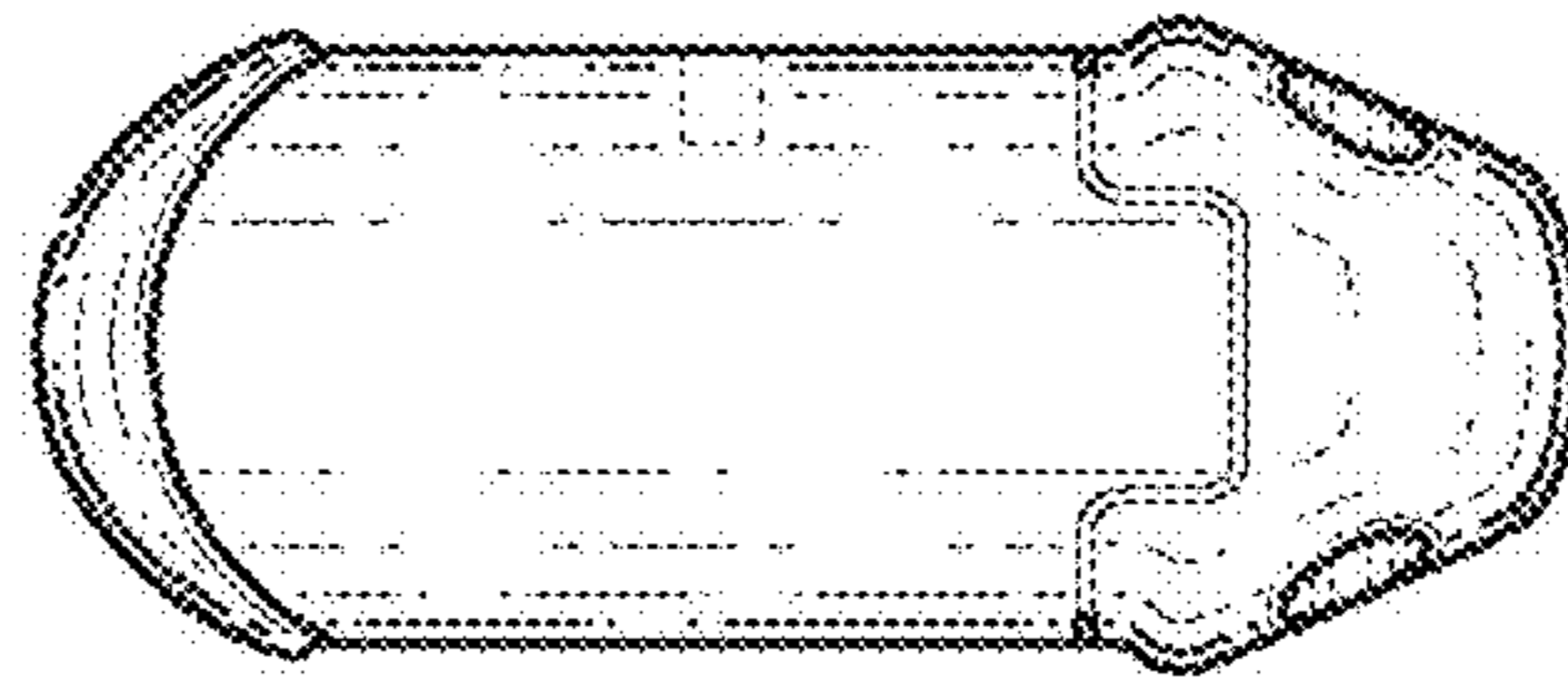


FIG. 7