



US00D865459S

(12) **United States Design Patent** (10) **Patent No.:** **US D865,459 S**  
**Webb** (45) **Date of Patent:** **\*\* Nov. 5, 2019**

(54) **COOKING UTENSIL**  
(71) Applicant: **Deborah Webb**, Longmont, CO (US)  
(72) Inventor: **Deborah Webb**, Longmont, CO (US)  
(\*\*) Term: **15 Years**  
(21) Appl. No.: **29/643,546**  
(22) Filed: **Apr. 10, 2018**  
(51) **LOC (12) Cl.** ..... **07-04**  
(52) **U.S. Cl.**  
USPC ..... **D7/688**  
(58) **Field of Classification Search**  
USPC .... D7/680–696, 669, 368, 395, 393; D28/7;  
D32/49  
CPC ..... A47J 43/288; A47J 43/00; A47J 43/28;  
A47J 43/283; A47J 43/281; A47G 21/04  
See application file for complete search history.

9,592,537 B2 \* 3/2017 Bruney ..... B25G 1/04  
2005/0173936 A1 8/2005 Lewis  
2006/0200994 A1 9/2006 Paolo  
2007/0170733 A1 7/2007 Lion  
2011/0191975 A1 8/2011 Genatossio

**FOREIGN PATENT DOCUMENTS**

WO 2007085743 1/2008

\* cited by examiner

*Primary Examiner* — Terry A Wallace

(57) **CLAIM**

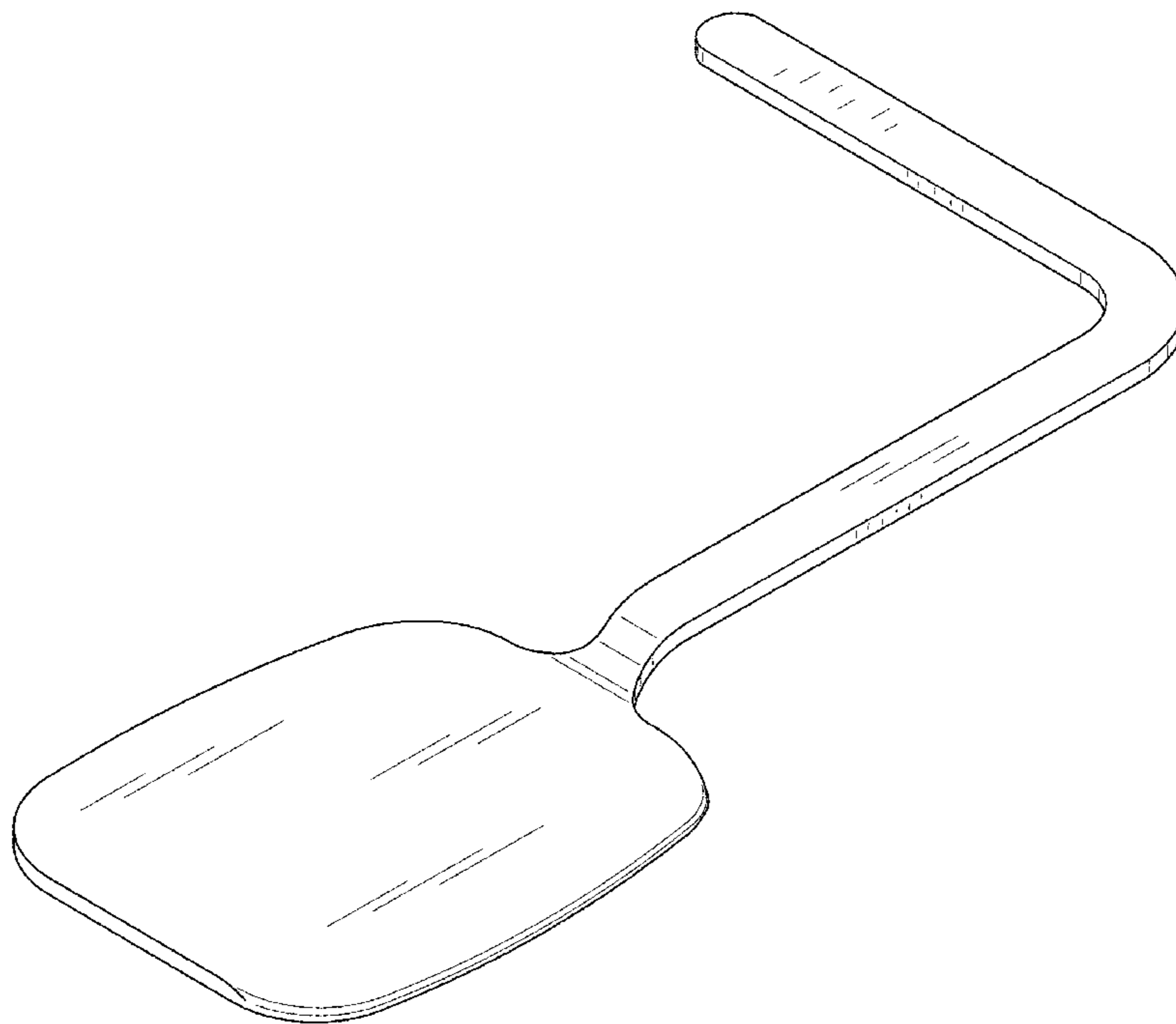
I claim the ornamental design for a cooking utensil, as shown and described.

**DESCRIPTION**

FIG. 1 is a front view of the cooking utensil.  
FIG. 2 is a rear view of the claimed design.  
FIG. 3 is a left side view of the claimed design.  
FIG. 4 is a right side view of the claimed design.  
FIG. 5 is a top view of the claimed design.  
FIG. 6 is a bottom view of the claimed design; and,  
FIG. 7 is a perspective view of the claimed design.

**1 Claim, 5 Drawing Sheets**

(56) **References Cited**  
U.S. PATENT DOCUMENTS  
D286,576 S \* 11/1986 Schneider ..... D19/185  
D302,776 S \* 8/1989 Hiscott ..... D7/692  
6,155,620 A 12/2000 Armstrong  
7,182,377 B2 2/2007 Grundler  
D541,599 S \* 5/2007 Quattromani ..... D7/688






FIG. 1




FIG. 2



FIG. 4




FIG. 3

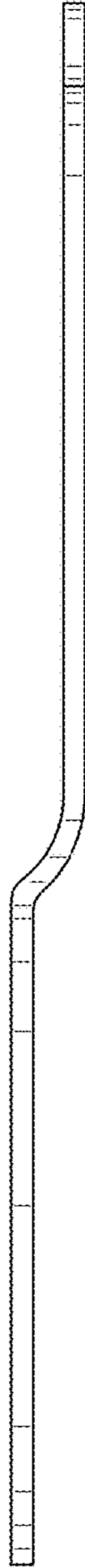


FIG. 5

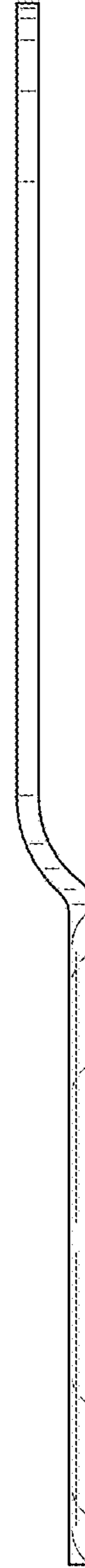


FIG. 6

