



US00D865442S

(12) **United States Design Patent** (10) **Patent No.:** **US D865,442 S**
Hunter et al. (45) **Date of Patent:** **** Nov. 5, 2019**

(54) **NOVELTY BEVERAGE DRINKING DEVICE**

(71) Applicant: **J. A. Products**, Baltimore, MD (US)

(72) Inventors: **Adam Robert Hunter**, Baltimore, MD (US); **James Earle**, Baltimore, MD (US)

(73) Assignee: **J. A. PRODUCTS, LLC**, Baltimore, MD (US)

(**) Term: **15 Years**

(21) Appl. No.: **29/620,397**

(22) Filed: **Mar. 10, 2017**

(51) **LOC (12) Cl.** **07-99**

(52) **U.S. Cl.**
USPC **D7/396.2**

(58) **Field of Classification Search**
USPC D7/509, 387, 396.2, 397-399, 669, 700;
D8/29.2; D9/435, 436, 439, 440, 454
CPC B67C 11/00; B67C 11/02; B65D 41/04;
B65D 43/02; B65D 41/56
See application file for complete search history.

(56) **References Cited**

U.S. PATENT DOCUMENTS

| | | | | |
|-----------|-----|---------|------------------|--------|
| 2,730,270 | A | 1/1956 | Heinemann | |
| 4,418,843 | A | 12/1983 | Jackman | |
| 5,127,553 | A | 7/1992 | Weinstein | |
| 5,884,816 | A | 3/1999 | Hinze | |
| 6,290,102 | B1 | 9/2001 | Jennings et al. | |
| D576,848 | S * | 9/2008 | Williams | D7/700 |
| 8,141,727 | B2 | 3/2012 | Gruenwald et al. | |
| D719,414 | S * | 12/2014 | Hester | D7/700 |

| | | | | |
|--------------|------|---------|----------|-------------------------|
| D726,904 | S * | 4/2015 | Haas | D24/127 |
| D746,632 | S * | 1/2016 | Ploss | D7/397 |
| D797,534 | S * | 9/2017 | Pentland | D8/45 |
| 2007/0267424 | A1 * | 11/2007 | Marks | A47G 19/2205 220/703 |
| 2012/0160798 | A1 | 6/2012 | Acklam | |

OTHER PUBLICATIONS

Barproducts, Squeeze 'N' Shoot Flask, retrieved Apr. 29, 2016 from barproducts.com/flask-squeeze-n-shoot, 3 pages.

* cited by examiner

Primary Examiner — Derrick E Holland

Assistant Examiner — Andrew Kerr

(74) *Attorney, Agent, or Firm* — Bryan Cave Leighton Paisner LLP

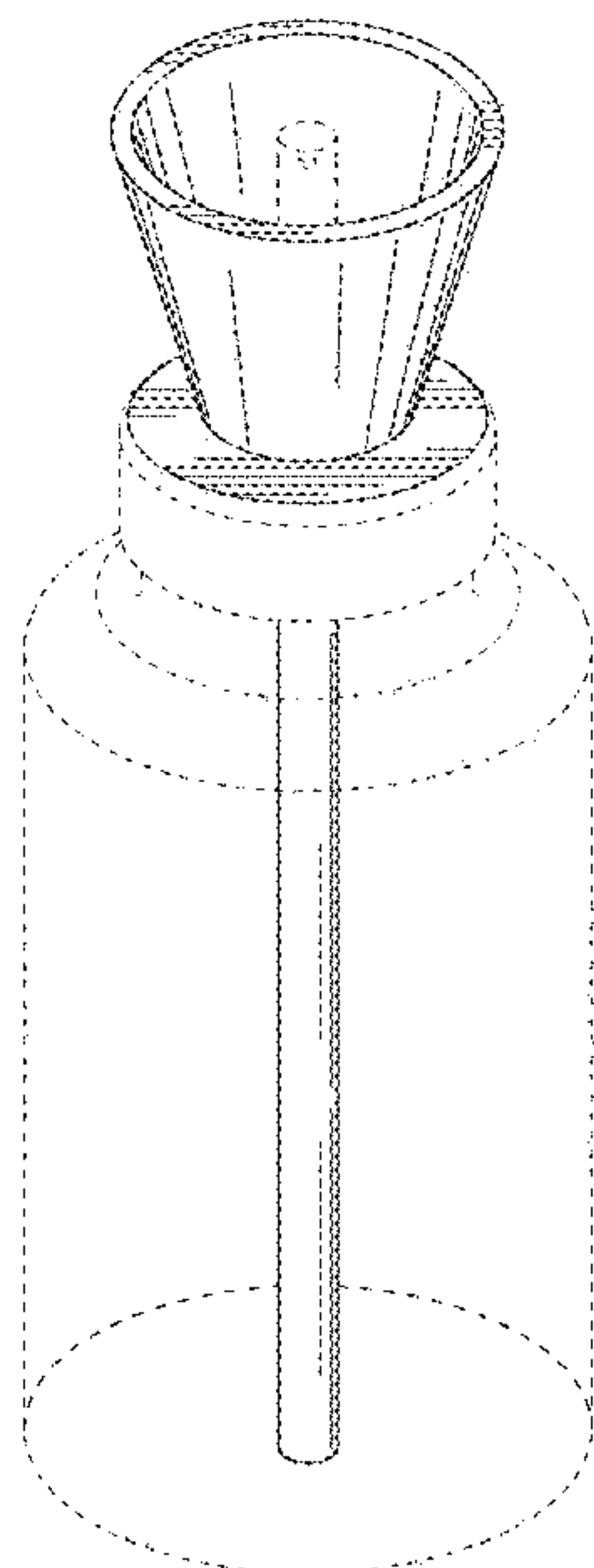
(57) **CLAIM**

We claim the ornamental design for a novelty beverage drinking device, as shown and described.

DESCRIPTION

FIG. 1 is a perspective view of a novelty beverage drinking device showing the new design; FIG. 2 is a side view thereof, the opposite side view being a mirror image; FIG. 3 is a top view thereof; FIG. 4 is a bottom view thereof; and, FIG. 5 is a cross-sectional view thereof, taken in the direction of line 5-5 on FIG. 3, the opposite cross-sectional view being a mirror image. The broken lines in FIGS. 1-5 illustrate environmental structure and form no part of the claimed design.

1 Claim, 4 Drawing Sheets



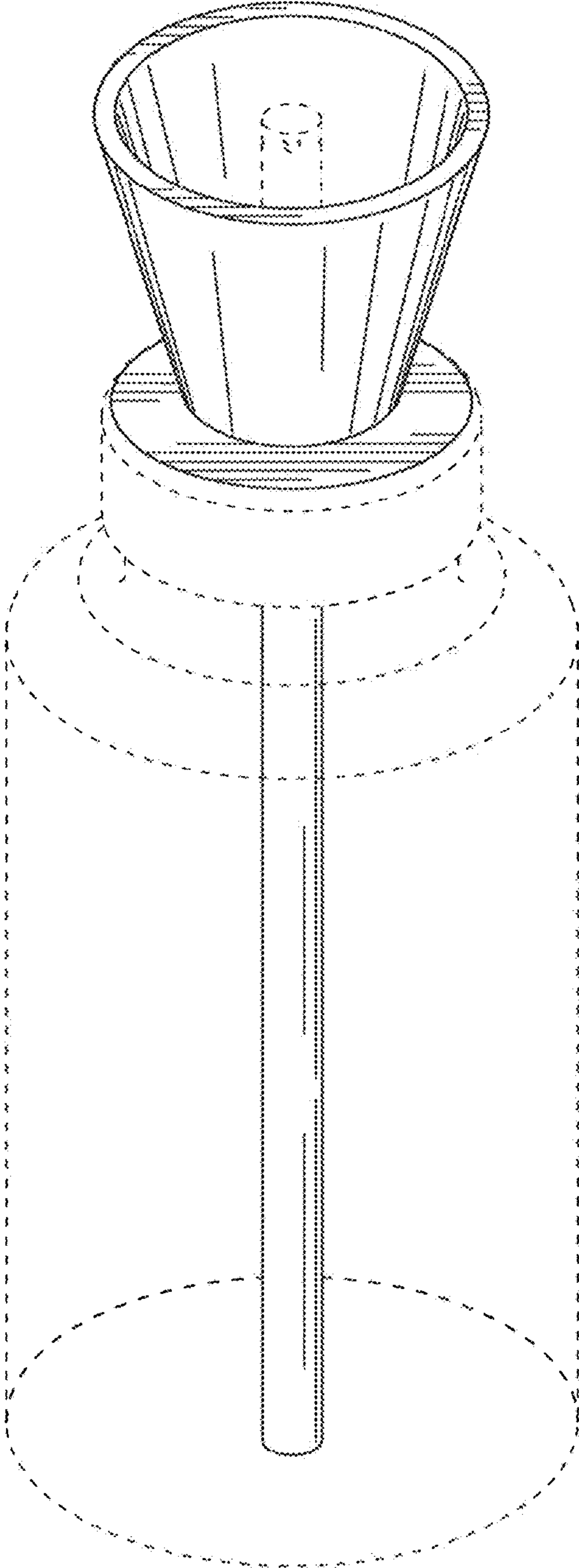


FIG. 1

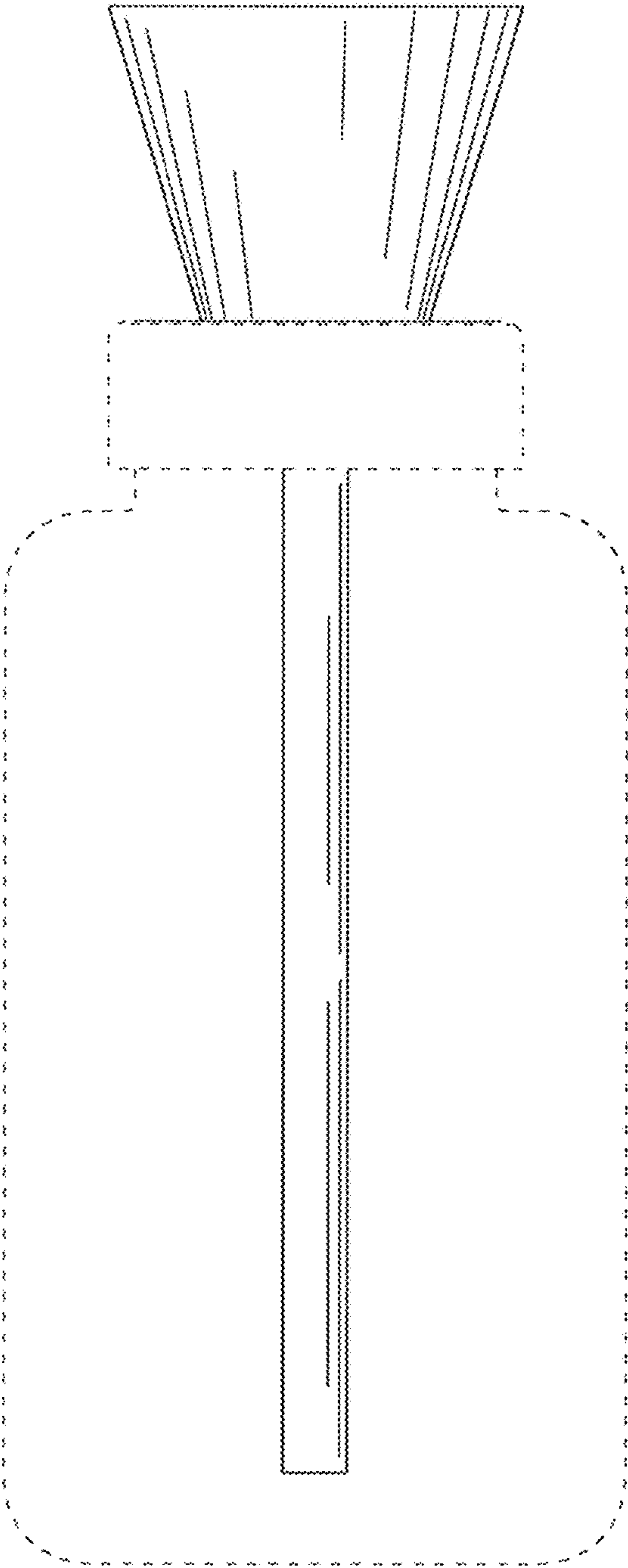


FIG. 2

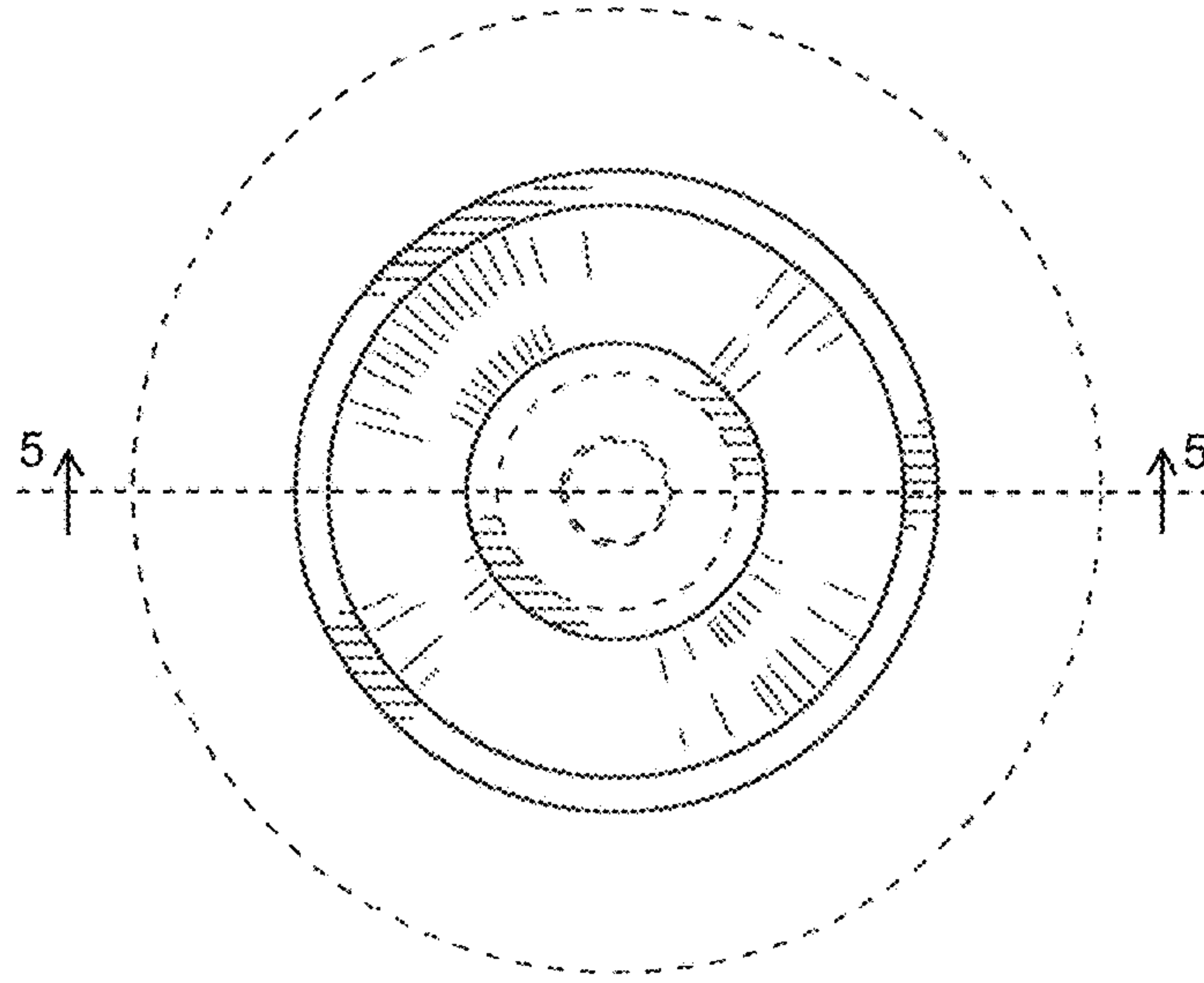


FIG. 3

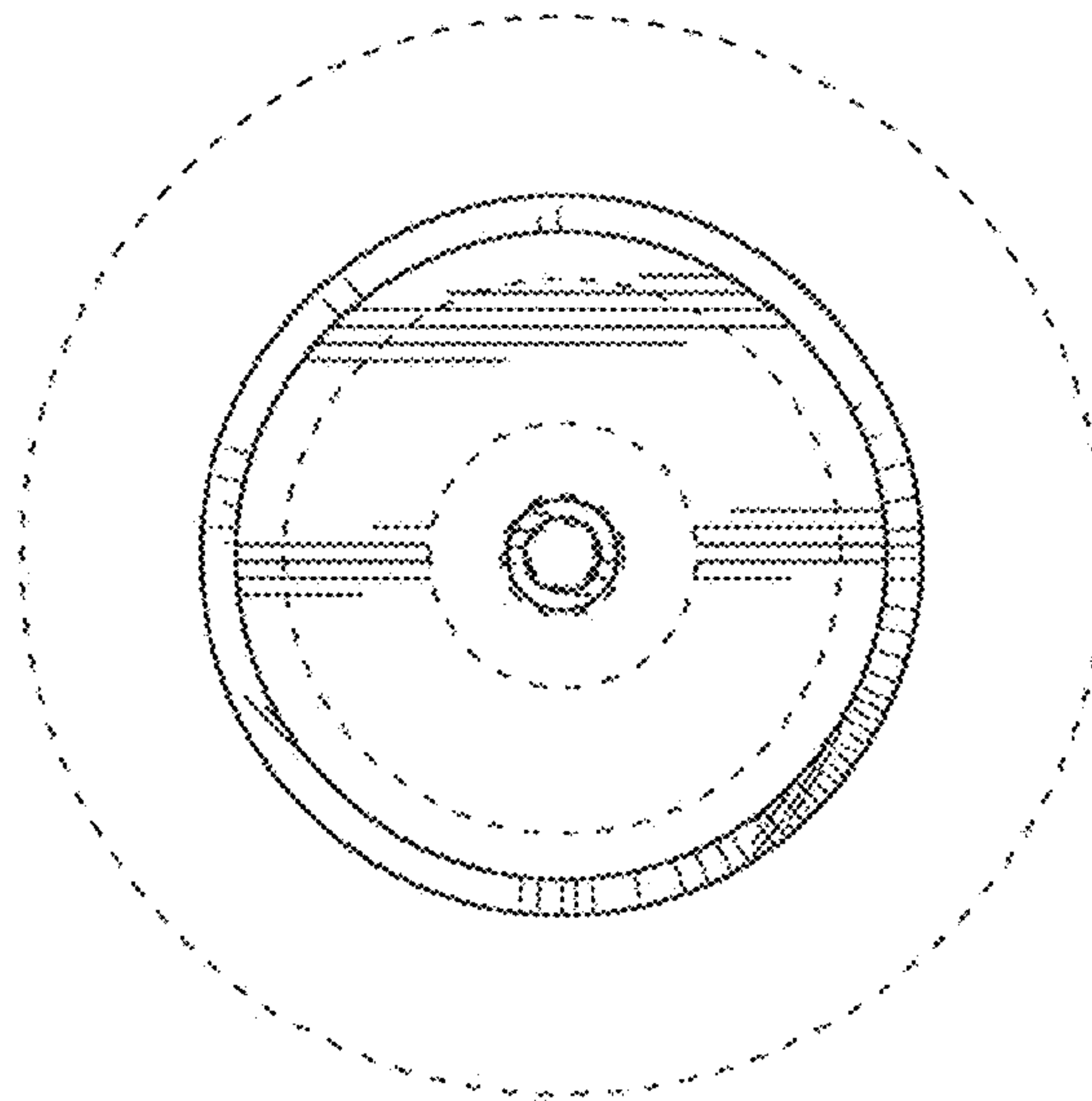


FIG. 4

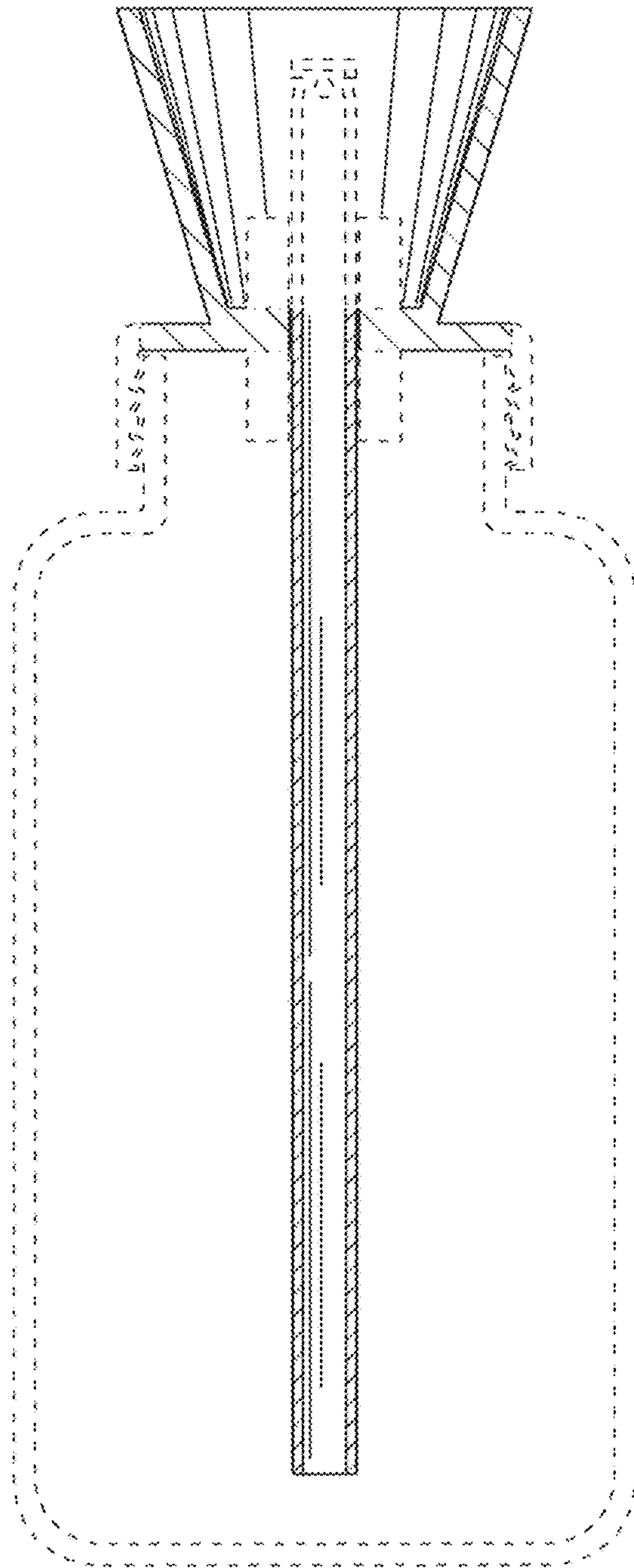


FIG. 5