



US00D865419S

(12) **United States Design Patent**
Chavarria

(10) **Patent No.:** **US D865,419 S**
(45) **Date of Patent:** **** Nov. 5, 2019**

(54) **RECTANGULAR COLLAPSIBLE TABLE**

(71) Applicant: **Zhuhai Shichang Metals Ltd., Zhuhai (CN)**

(72) Inventor: **Juan Chavarria, Barcelona (ES)**

(73) Assignee: **Zhuhai Shichang Metals Ltd., Zhuhai (CN)**

(**) Term: **15 Years**

(21) Appl. No.: **29/622,888**

(22) Filed: **Oct. 20, 2017**

(51) **LOC (12) Cl.** **06-03**

(52) **U.S. Cl.**
USPC **D6/686**

(58) **Field of Classification Search**
USPC D6/641, 642, 685, 686, 691, 691.1-691.9
CPC A47B 3/00; A47B 3/08; A47B 3/0818;
A47B 3/083; A47B 3/087; A47B 3/091;
A47B 3/0911; A47B 3/0912; A47B
2003/008; A47B 2003/0835; A47B 7/00;
A47B 12/00; A47B 21/00; A47B
2200/0001; A47B 2200/0011; A47B
2200/006; A47B 2200/0035

See application file for complete search history.

(56) **References Cited**

U.S. PATENT DOCUMENTS

D420,527 S * 2/2000 Pinch D6/691.6
D476,169 S * 6/2003 Buono D6/691.6
6,622,644 B2 * 9/2003 Buono A47B 3/0912
108/132
D494,784 S * 8/2004 Strong A47B 1/04
D6/709.21

7,150,237 B2 12/2006 Lin et al.
7,621,224 B2 11/2009 Lin et al.

8,397,653 B2 * 3/2013 Ashby A47B 3/0818
108/115

D742,146 S 11/2015 Lin
D750,402 S 3/2016 Lin
9,277,808 B2 * 3/2016 Cai A47B 3/0912
9,380,862 B1 * 7/2016 Lin A47B 3/0809
D774,808 S 12/2016 Lin
9,526,327 B1 * 12/2016 Lin A47B 3/087
D777,486 S 1/2017 Lin
D781,628 S 3/2017 Lin
9,622,568 B1 * 4/2017 Lin A47B 1/04
9,913,531 B1 3/2018 Wang
2005/0155531 A1 * 7/2005 Chang A47B 3/0911
108/130
2011/0203494 A1 * 8/2011 Ashby A47B 3/087
108/127
2012/0266790 A1 * 10/2012 Peery A47B 3/0912
108/91

* cited by examiner

Primary Examiner — Mary Ann Calabrese
(74) *Attorney, Agent, or Firm* — Luedeka Neely Group, P.C.

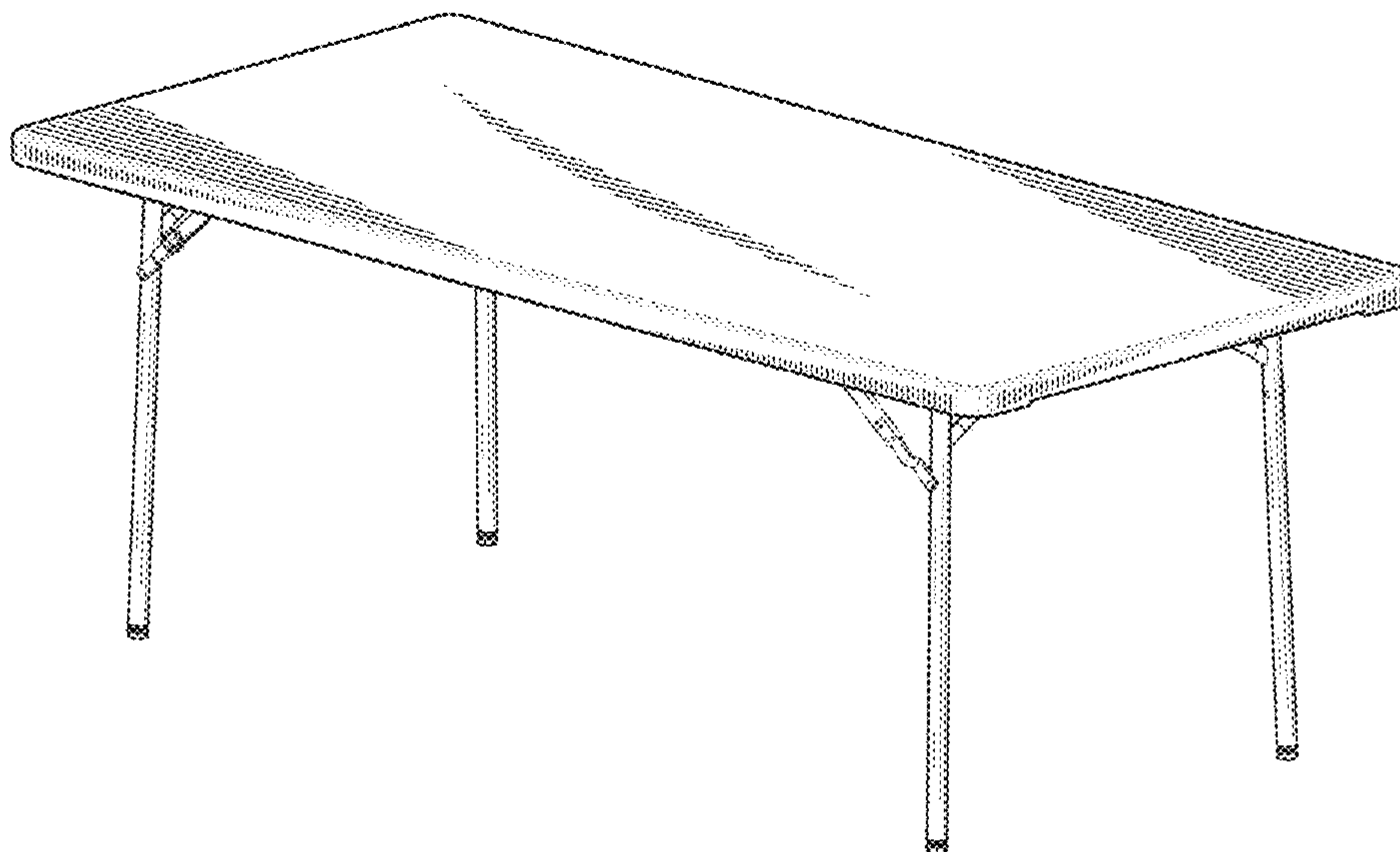
(57) **CLAIM**

The ornamental design for a rectangular collapsible table, as shown and described.

DESCRIPTION

FIG. 1 is a top perspective view of the rectangular collapsible table;
FIG. 2 is a left side elevation view of the rectangular collapsible table, wherein a right side elevation view (not shown) is identical to the left side elevation view;
FIG. 3 is a front elevation view of the rectangular collapsible table, wherein a rear elevation view (not shown) is identical to the front elevation view; and,
FIG. 4 is a bottom perspective view of the rectangular collapsible table.

1 Claim, 4 Drawing Sheets



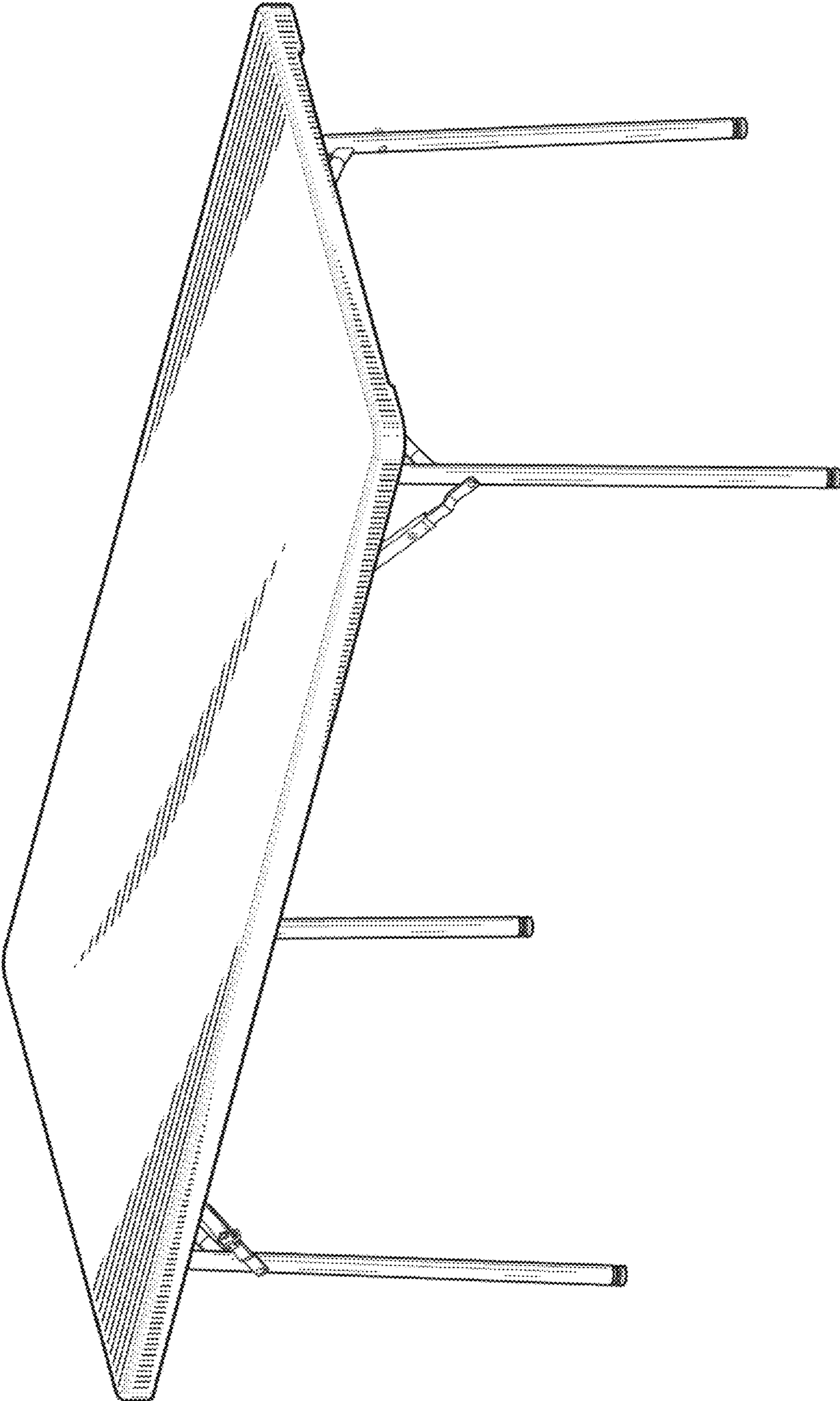


FIG. 1

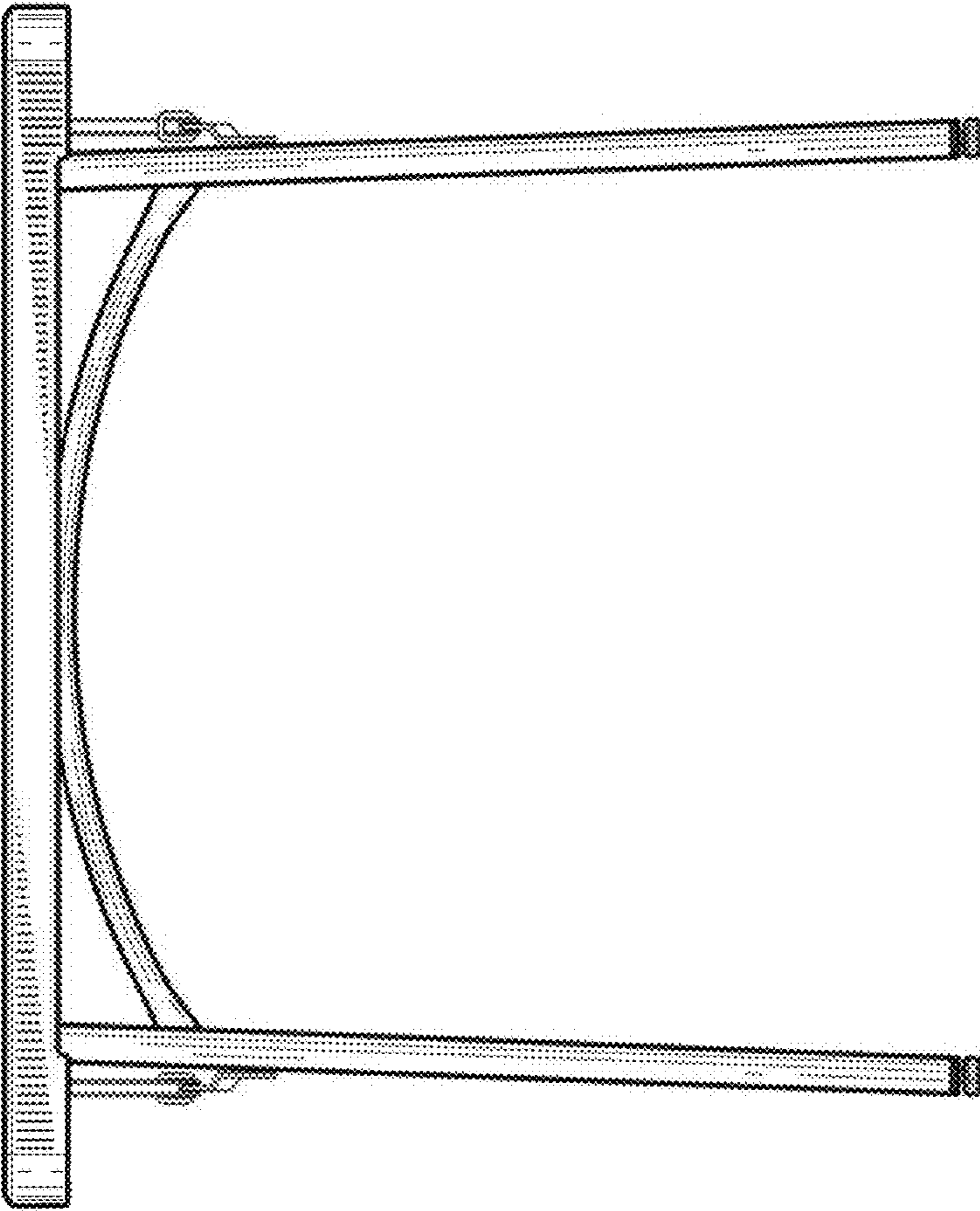


FIG. 2




FIG. 3

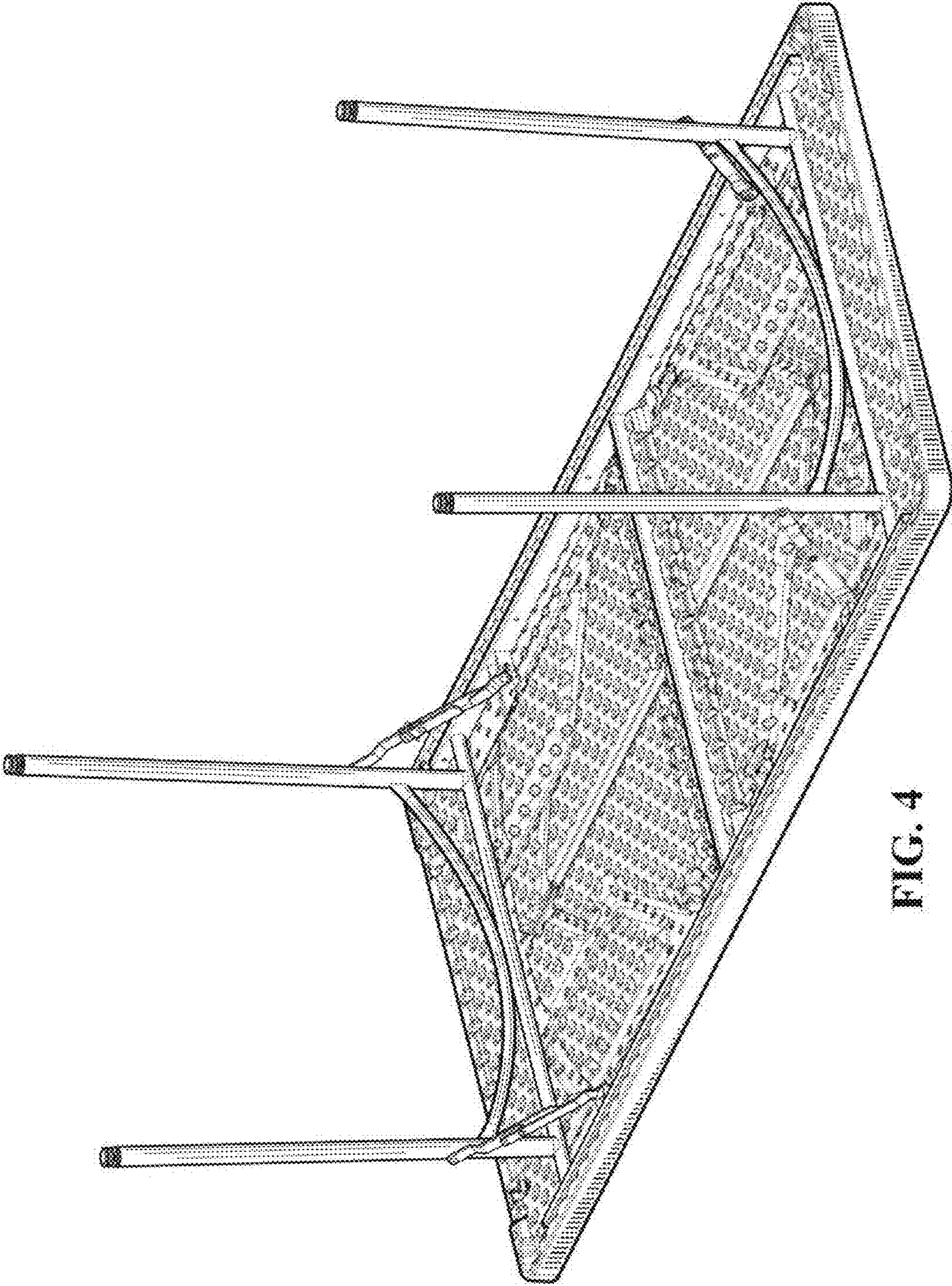


FIG. 4