



US00D865384S

(12) **United States Design Patent** (10) **Patent No.:** **US D865,384 S**  
**Cao** (45) **Date of Patent:** **\*\* Nov. 5, 2019**

(54) **STORAGE STOOL**  
(71) Applicant: **Guohua Cao**, Guangdong (CN)  
(72) Inventor: **Guohua Cao**, Guangdong (CN)  
(\*\*) Term: **15 Years**  
(21) Appl. No.: **29/658,016**  
(22) Filed: **Jul. 27, 2018**  
(51) **LOC (12) Cl.** ..... **06-01**  
(52) **U.S. Cl.**  
USPC ..... **D6/349; D6/336**  
(58) **Field of Classification Search**  
USPC ..... D6/334-338, 340-343, 349-353, 355,  
D6/364-366, 596, 601, 604, 691-691.9,  
D6/692-692.6, 716-716.1; D25/65  
CPC ..... A47B 7/00-02; A47C 11/00; A47C 12/00;  
A47C 16/02-04; A47C 9/00-105  
See application file for complete search history.

(56) **References Cited**  
U.S. PATENT DOCUMENTS  
254,867 A \* 3/1882 Graham et al. .... F24F 13/06  
454/290  
D151,983 S \* 12/1948 Guertin ..... 297/462  
D151,984 S \* 12/1948 Guertin ..... 297/144  
2,509,395 A \* 5/1950 Madan ..... A47C 3/16  
229/5.5  
D351,508 S \* 10/1994 Bonazza ..... D6/336

D352,837 S \* 11/1994 Pugh ..... D6/336  
D363,396 S \* 10/1995 Licari ..... D3/297  
D681,967 S \* 5/2013 Schoolmeester ..... D6/349  
D721,236 S \* 1/2015 Nikolajsen ..... D6/349  
D764,198 S \* 8/2016 Yoshida ..... D6/352  
D771,963 S \* 11/2016 Patel ..... D6/352  
D794,969 S \* 8/2017 Leibovies ..... D6/335  
D801,712 S \* 11/2017 Neil ..... D6/349  
D805,311 S \* 12/2017 Mandon ..... D6/349  
D822,804 S \* 7/2018 Inovero ..... D23/332  
D837,182 S \* 1/2019 Elmieh ..... D14/204  
10,251,488 B2 \* 4/2019 Lan ..... A47C 9/002  
2008/0265631 A1 \* 10/2008 Quicoy ..... A47C 16/02  
297/42

\* cited by examiner

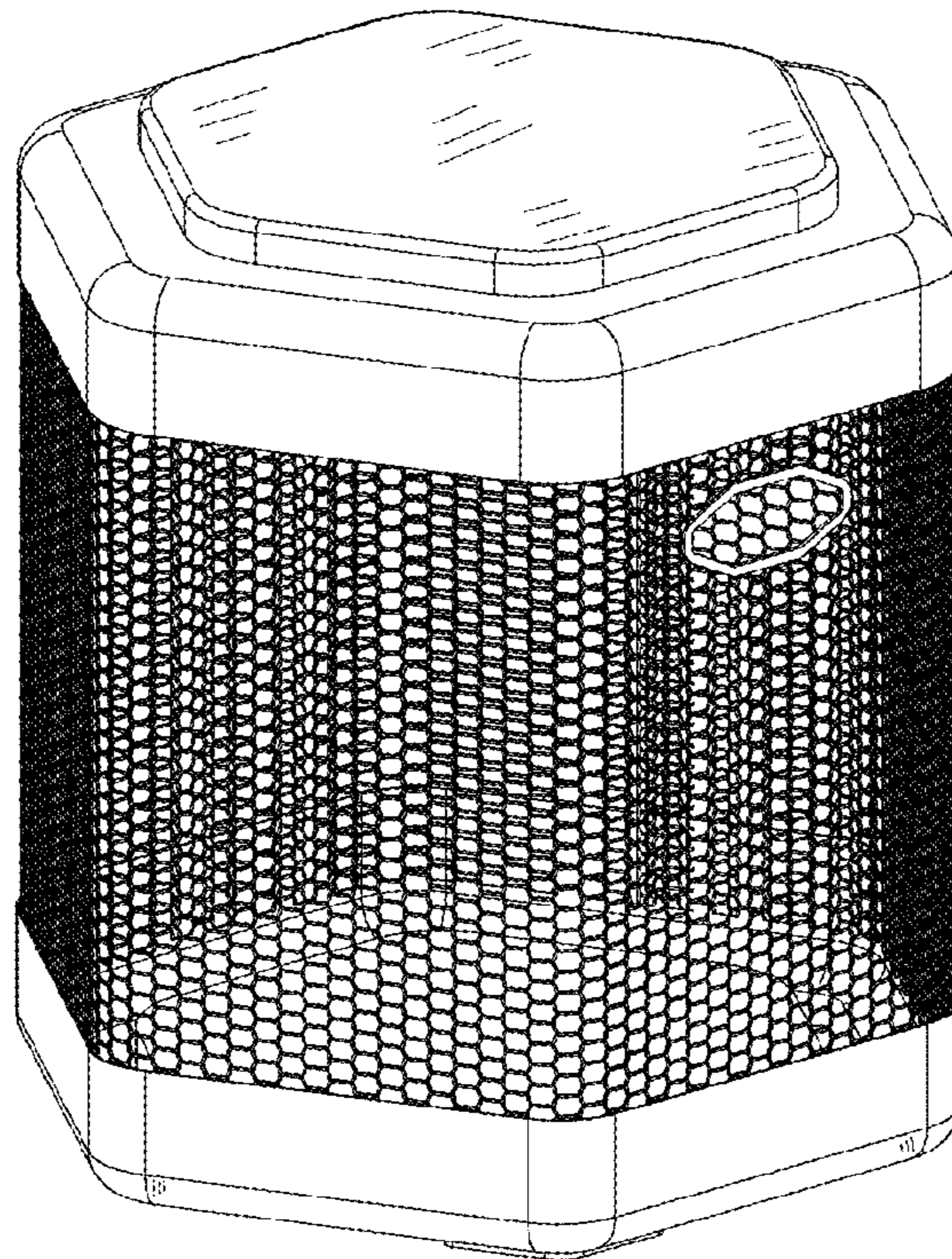
*Primary Examiner* — Vy N Koenig

(57) **CLAIM**  
The ornamental design for a storage stool, as shown.

**DESCRIPTION**

FIG. 1 is a front elevational view of a storage stool showing my new design;  
FIG. 2 is a rear elevational view thereof;  
FIG. 3 is a left side view thereof;  
FIG. 4 is a right side view thereof;  
FIG. 5 is a top plan view thereof;  
FIG. 6 is a bottom plan view thereof;  
FIG. 7 is a perspective view thereof; and,  
FIG. 8 is another perspective view thereof.

**1 Claim, 4 Drawing Sheets**



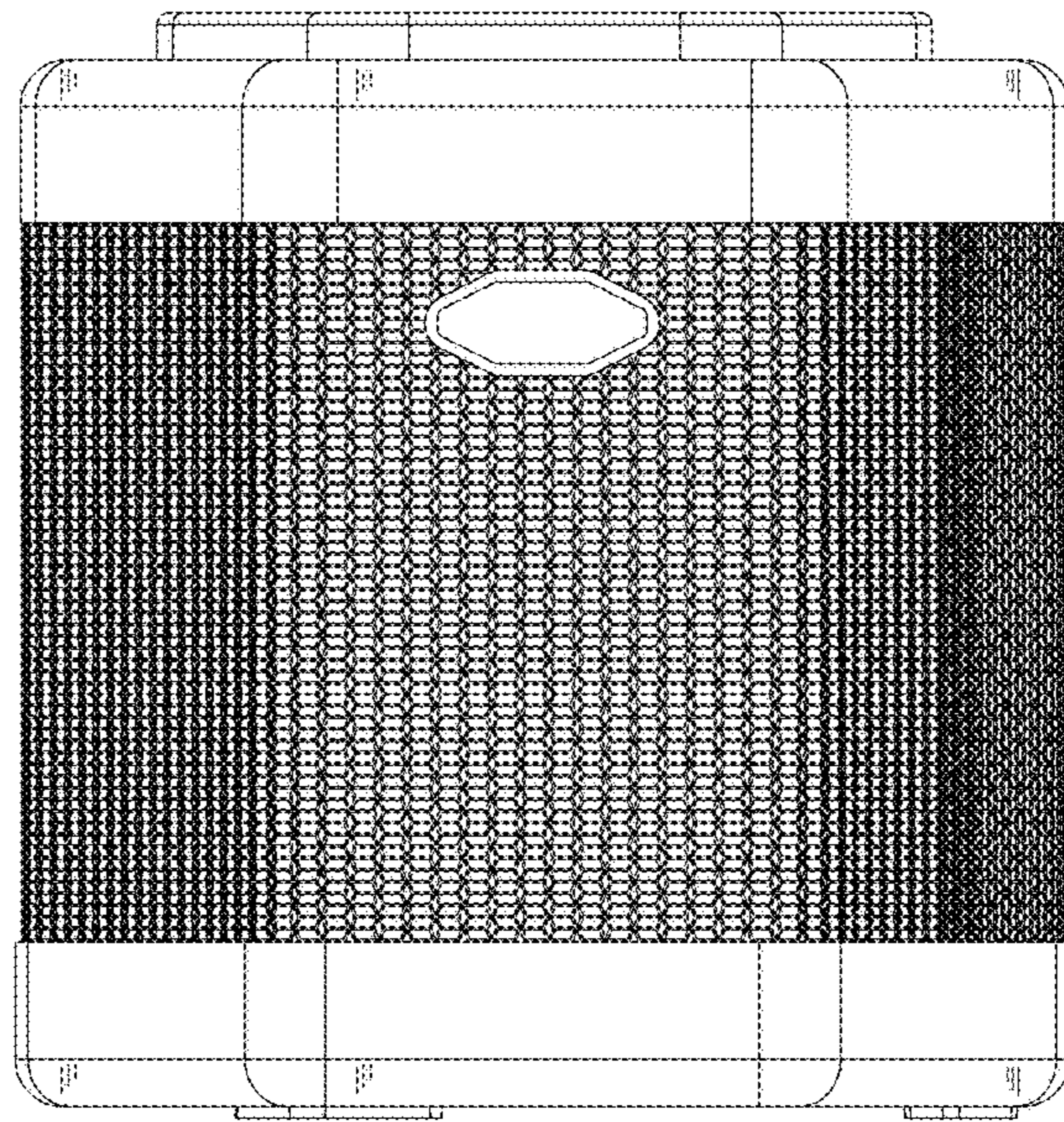


Fig. 1

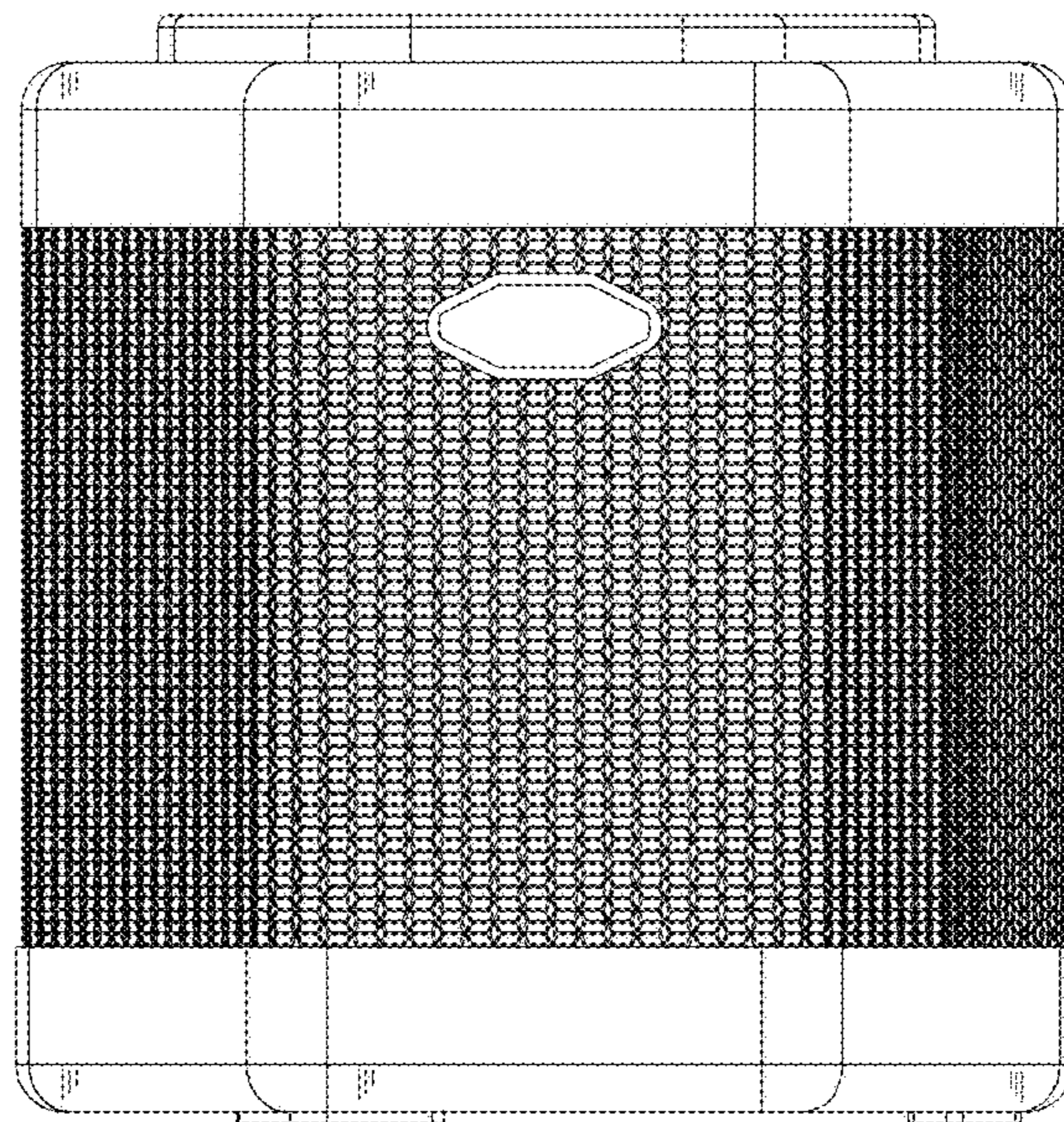


Fig. 2




Fig. 3




Fig. 4

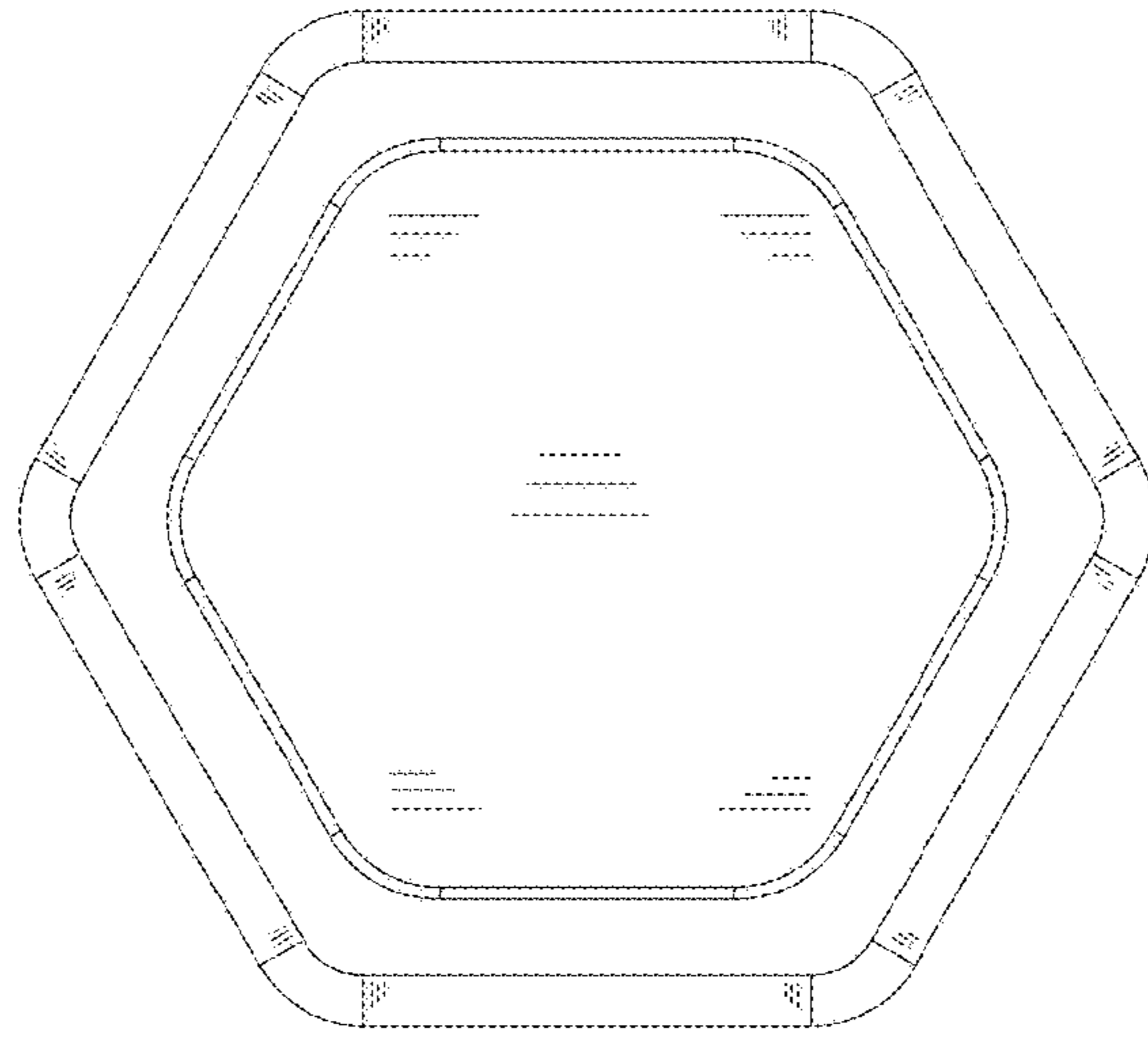


Fig. 5

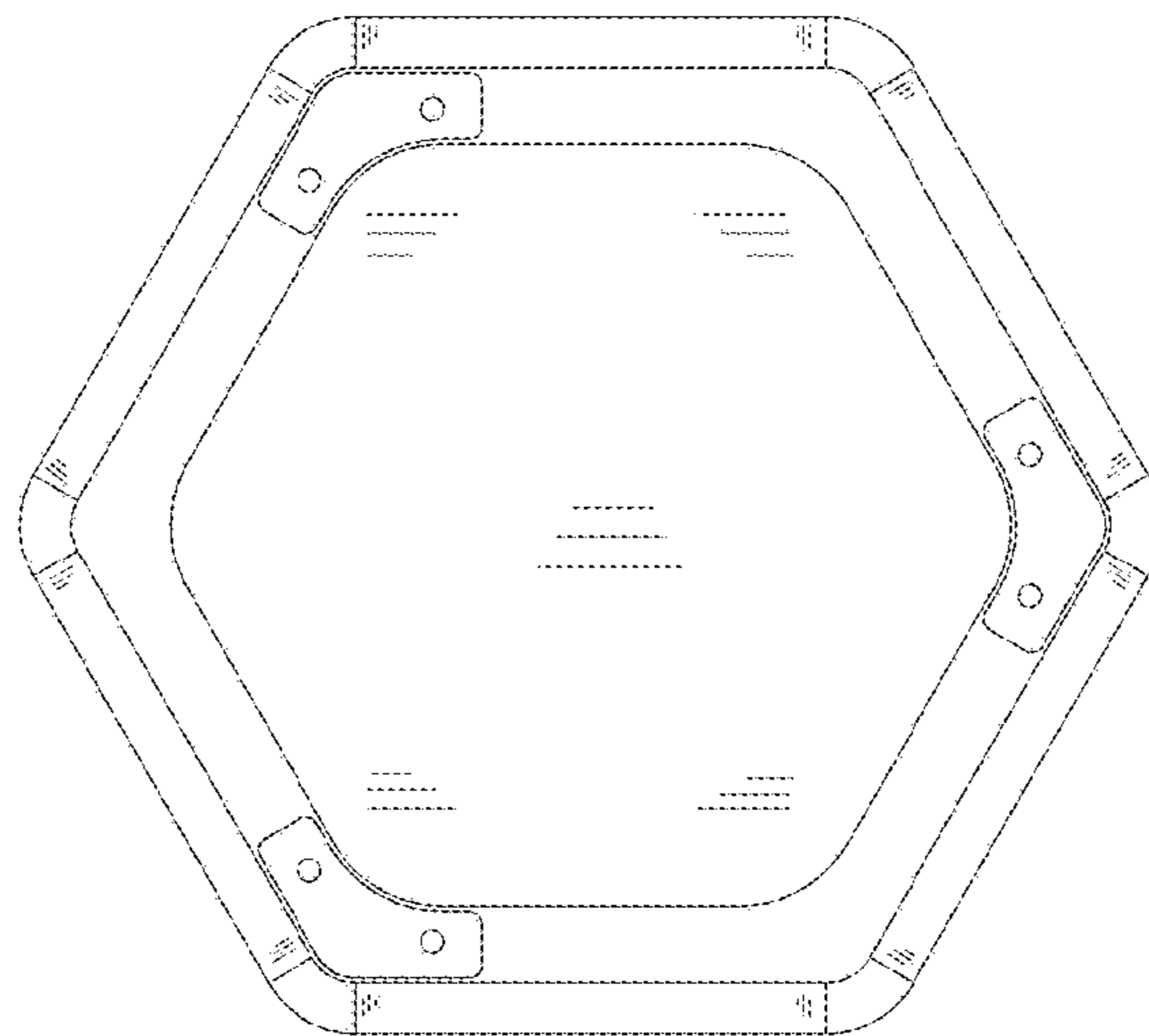


Fig. 6

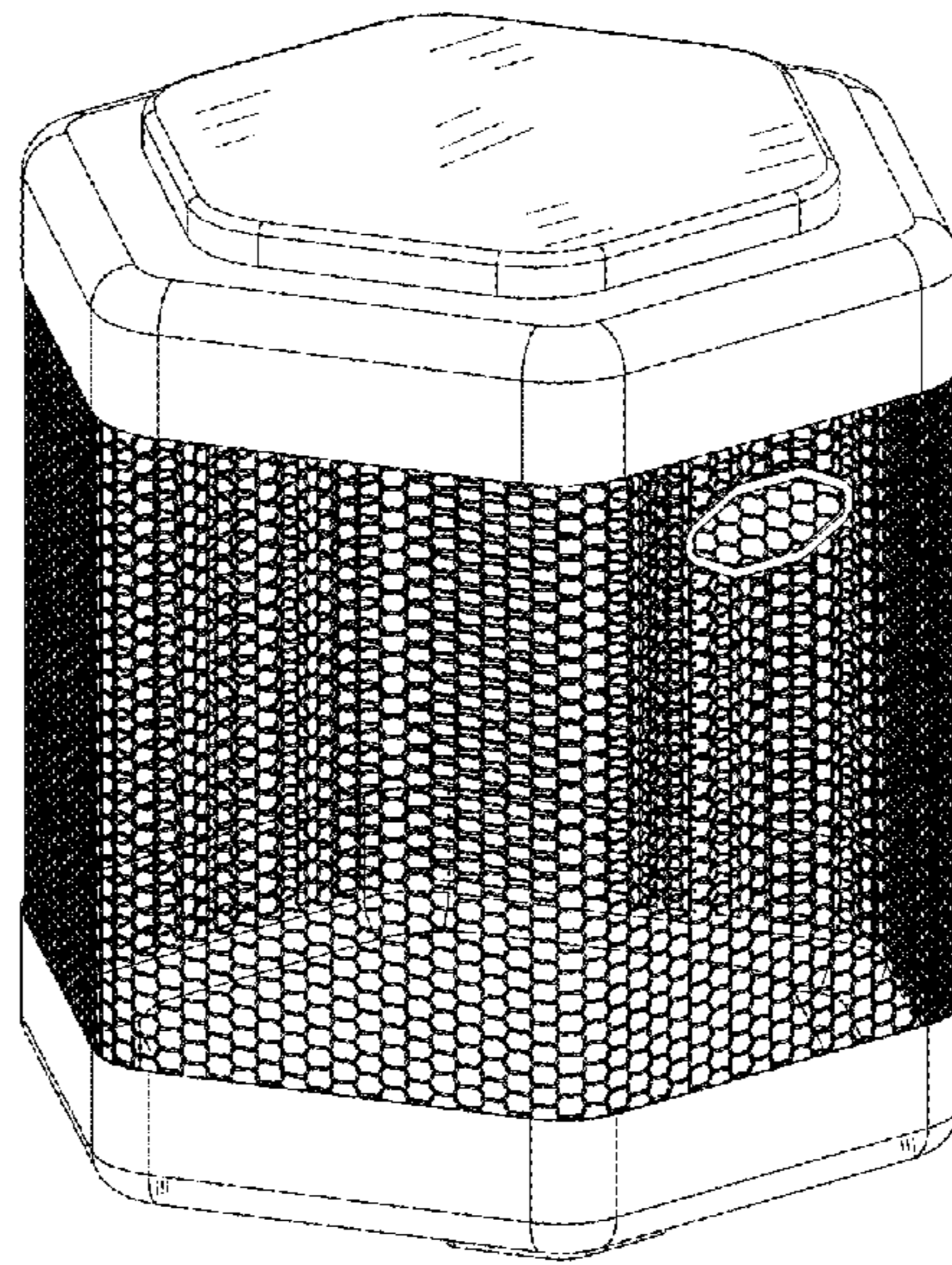


Fig. 7

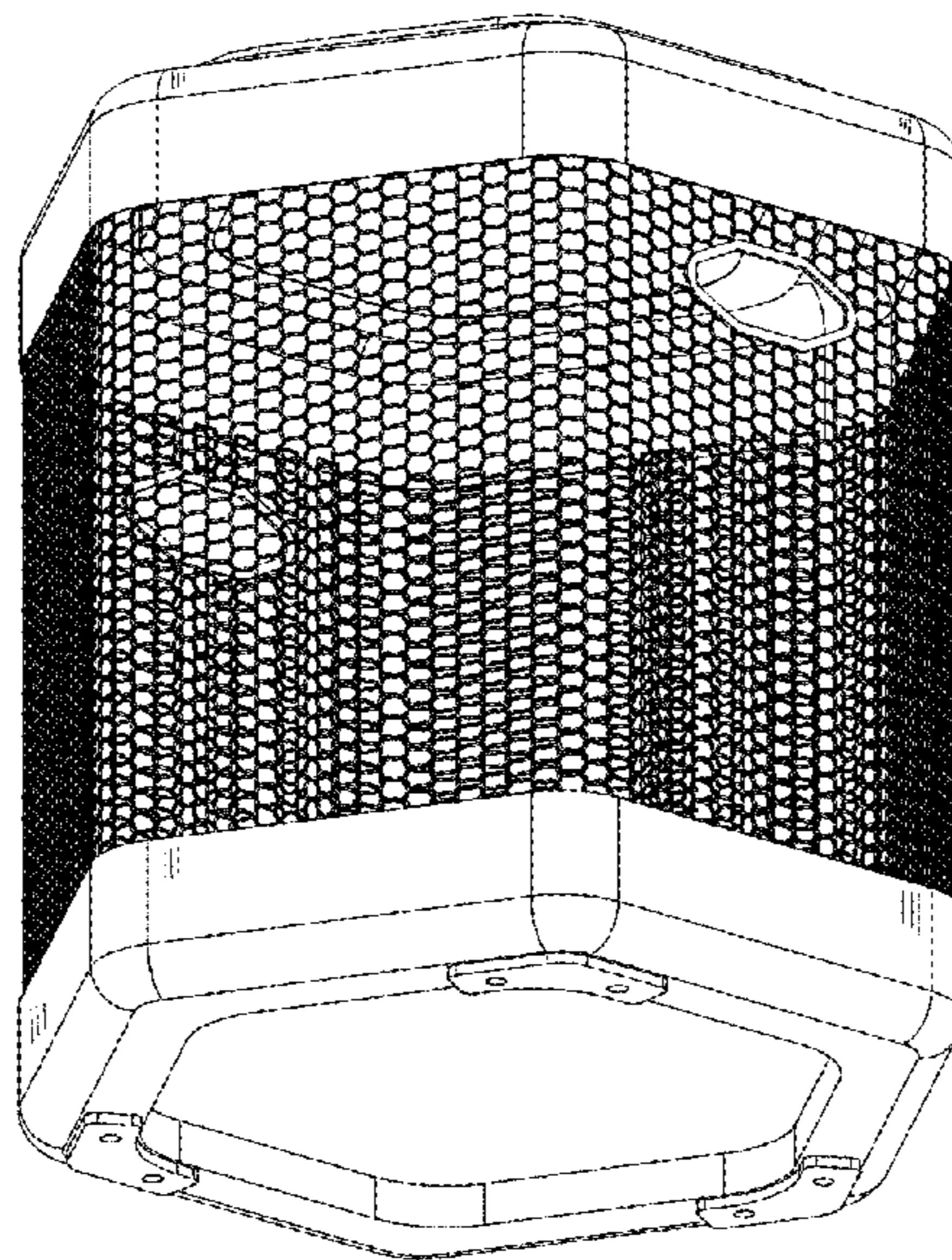


Fig. 8