



US00D865381S

(12) **United States Design Patent** (10) **Patent No.:** **US D865,381 S**
Tham et al. (45) **Date of Patent:** **** Nov. 5, 2019**

(54) **SECTIONAL SOFA WITH TABLE**
(71) Applicants: **Siew Kin Tham**, Kluang (MY);
Zachariah Dannett, Los Angeles, CA
(US)
(72) Inventors: **Siew Kin Tham**, Kluang (MY);
Zachariah Dannett, Los Angeles, CA
(US)
(73) Assignee: **NOBLE HOUSE HOME**
FURNISHINGS, LLC, Chatsworth,
CA (US)

D620,286 S * 7/2010 Carmon D6/691
D650,605 S * 12/2011 Haimoff D6/369
D784,714 S * 4/2017 Bougay D6/369
D784,715 S * 4/2017 Bougay D6/369
D785,359 S * 5/2017 Massaud D6/381
D794,973 S * 8/2017 Webb D6/381
D802,322 S * 11/2017 Velez D6/381
D814,207 S * 4/2018 Garrison D6/381
D815,851 S * 4/2018 Rafieha D6/381
D839,615 S * 2/2019 Tham D6/335
D840,165 S * 2/2019 Tham D6/335
D843,749 S * 3/2019 Aubry D6/369

(**) Term: **15 Years**

(21) Appl. No.: **29/628,929**

(22) Filed: **Dec. 8, 2017**

(51) **LOC (12) Cl.** **06-01**

(52) **U.S. Cl.**
USPC **D6/335; D6/381; D6/689; D6/369**

(58) **Field of Classification Search**
USPC **D6/334, 335, 381, 691, 691.1, 691.2,**
D6/691.5, 692, 692.3, 349, 369, 371, 372,
D6/373, 378, 379

CPC **A47C 7/00; A47C 7/62; A47C 7/18; A47C**
7/54; A47C 4/00; A47C 4/028; A47C
4/28; A47C 3/04; A47C 3/12; A47C 1/02;
A47C 1/14

See application file for complete search history.

(56) **References Cited**

U.S. PATENT DOCUMENTS

D504,247 S * 4/2005 Ricci D6/369
D529,729 S * 10/2006 Kreiss D6/369
D562,021 S * 2/2008 Smith D6/381

OTHER PUBLICATIONS

“Product Information” video showing Tahiti Sofa Set, posted by OverstockProducts on Sep. 28, 2017 on <https://www.youtube.com/watch?v=F3utlPL4plg>, retrieved on Sep. 4, 2018 (Year: 2017).*

* cited by examiner

Primary Examiner — Deanna L Pratt

(74) *Attorney, Agent, or Firm* — Colin P. Abrahams

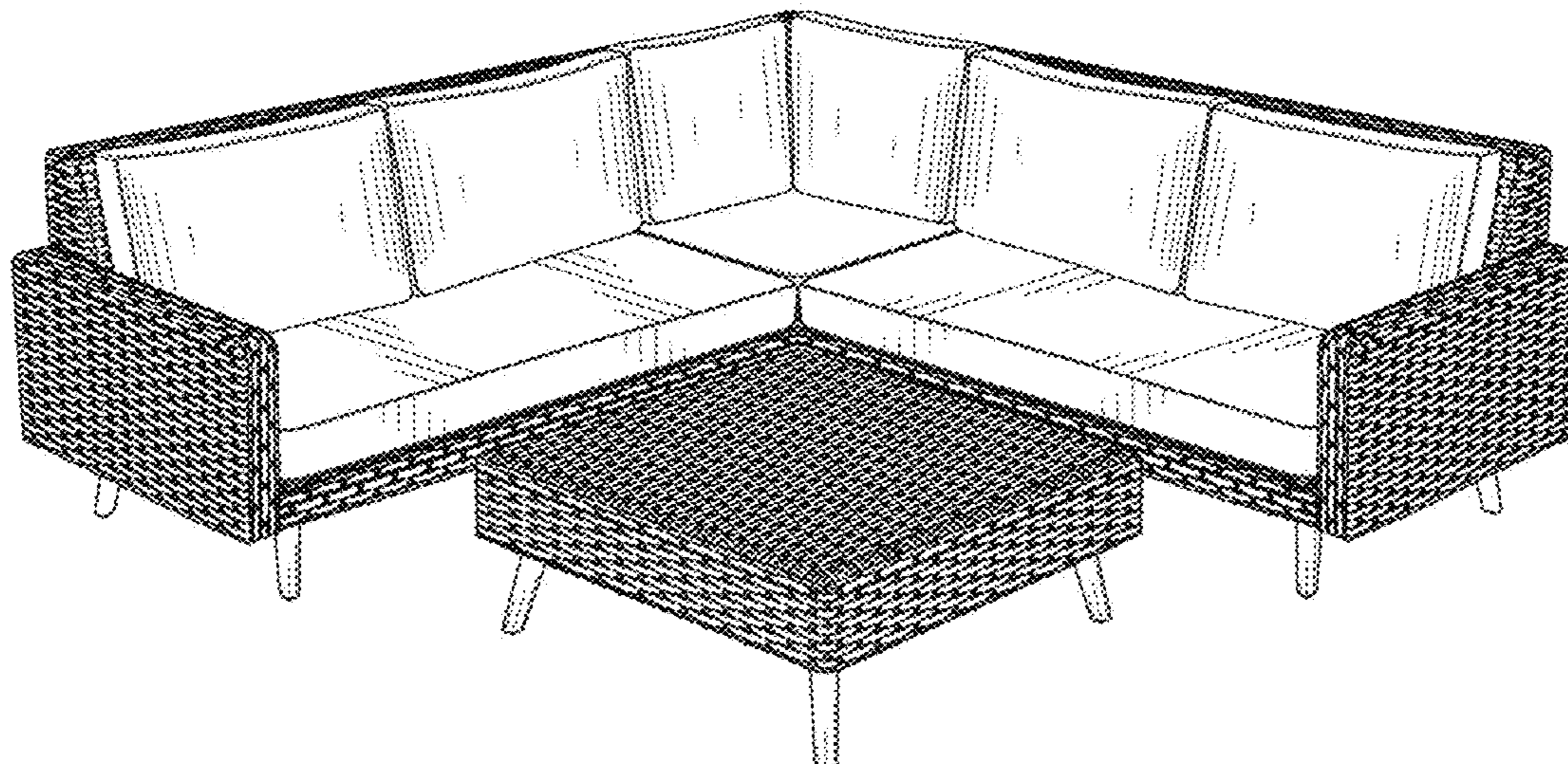
(57) **CLAIM**

The ornamental design for a sectional sofa with table, as shown and described.

DESCRIPTION

FIG. 1 is a perspective view of a sectional sofa with a table, showing our new design;
FIG. 2 is a front right view thereof;
FIG. 3 is a back right view thereof;
FIG. 4 is a front left view thereof;
FIG. 5 is a front back view thereof;
FIG. 6 is a top view thereof; and,
FIG. 7 is a bottom view thereof.

1 Claim, 7 Drawing Sheets



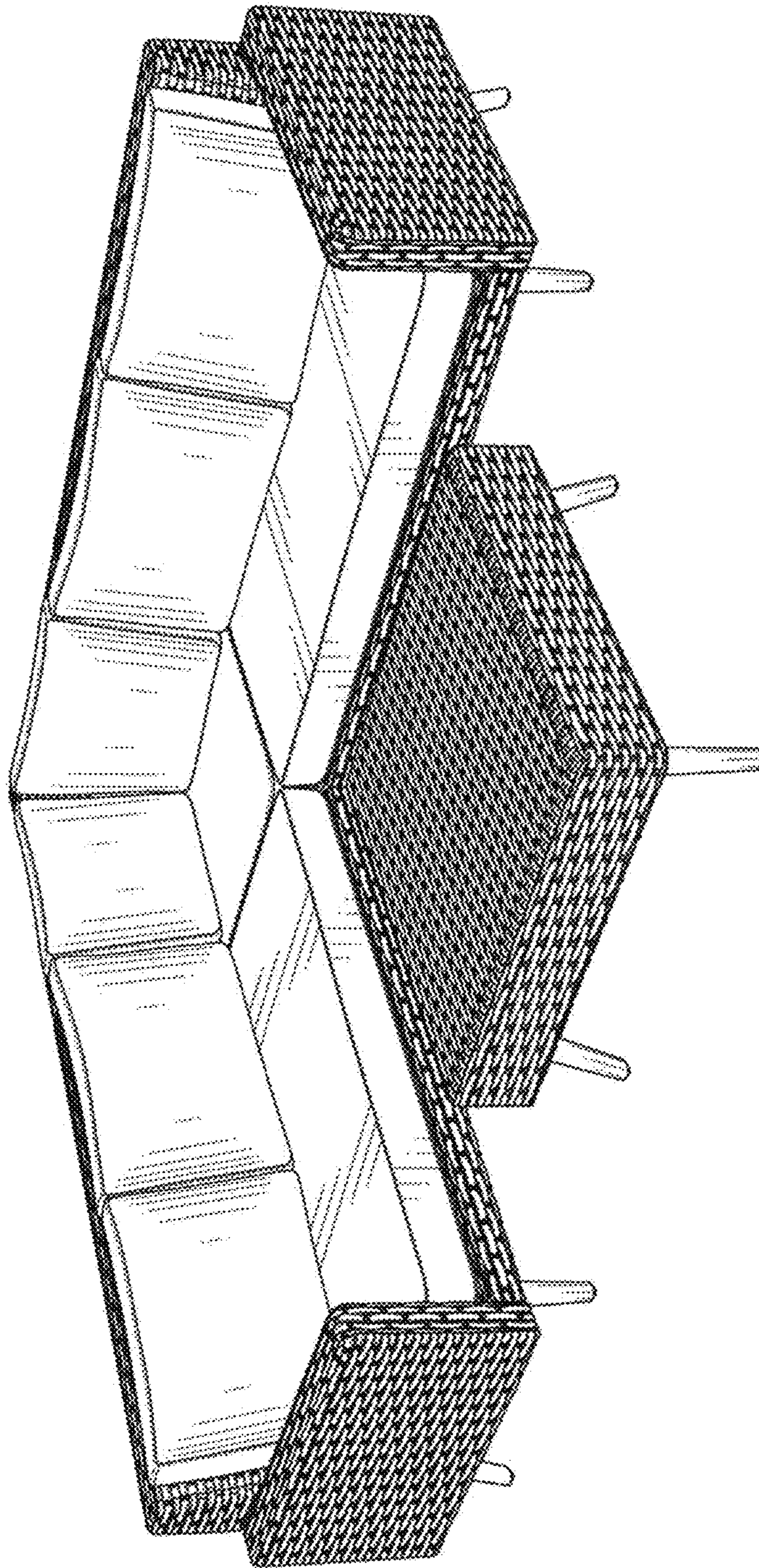


FIG. 1

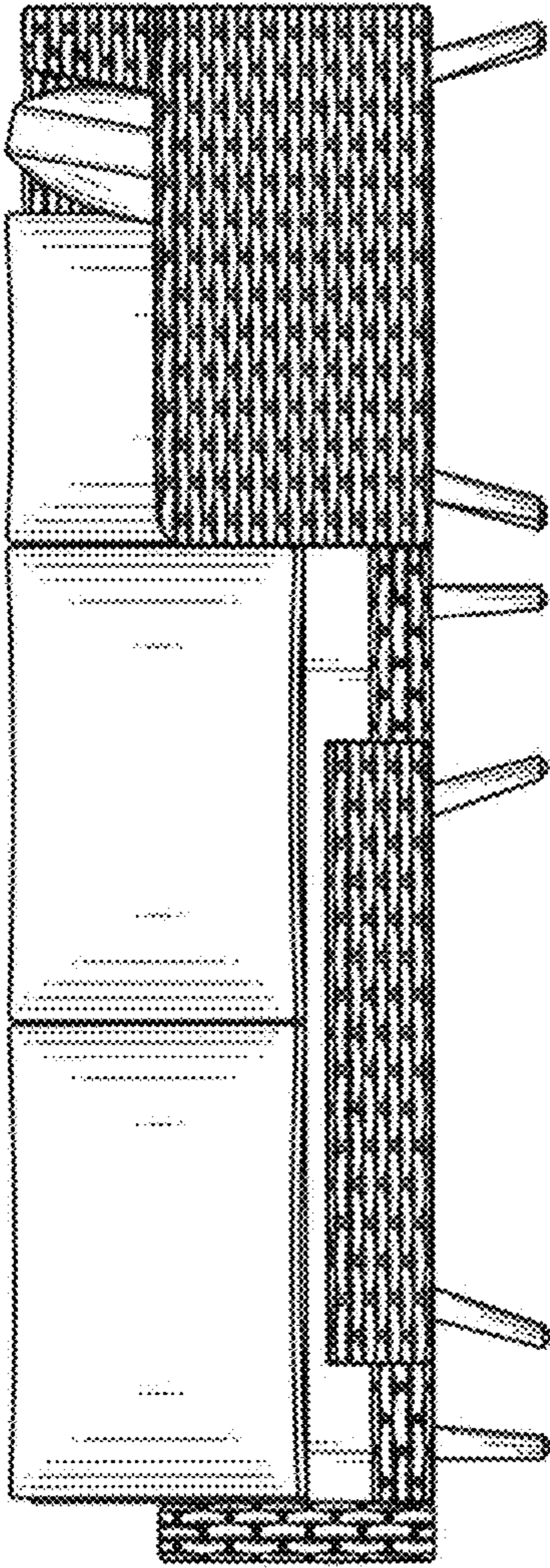


FIG. 2

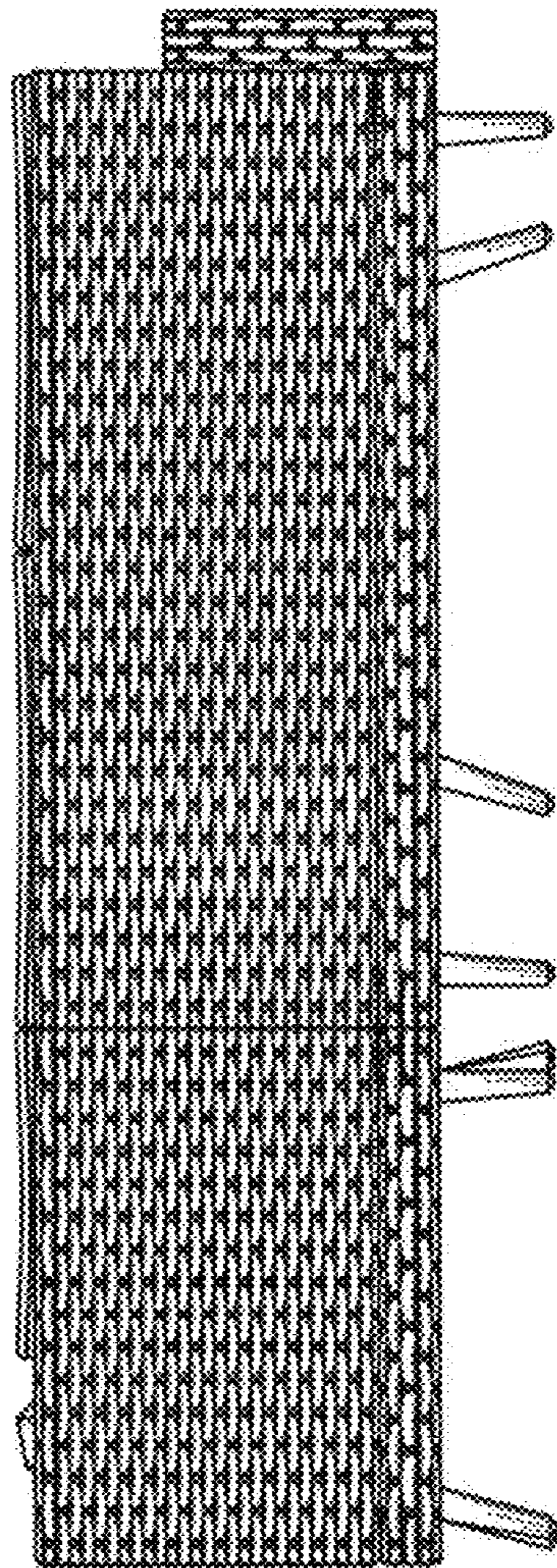


FIG. 3

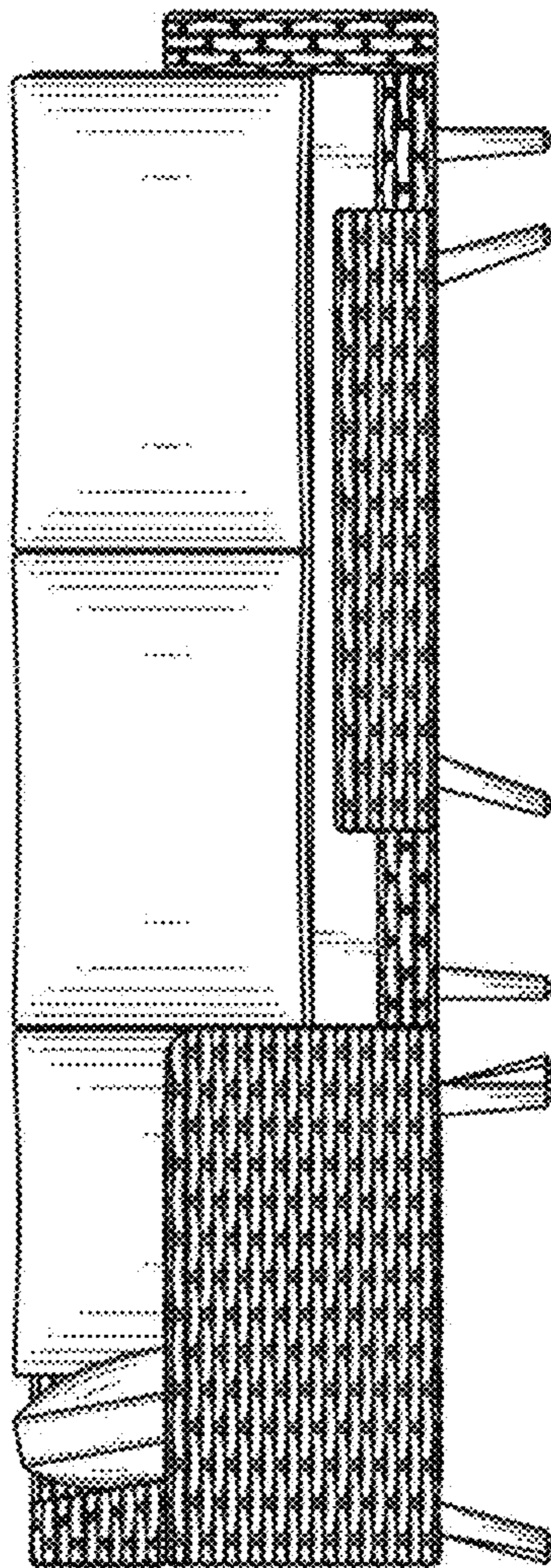


FIG. 4

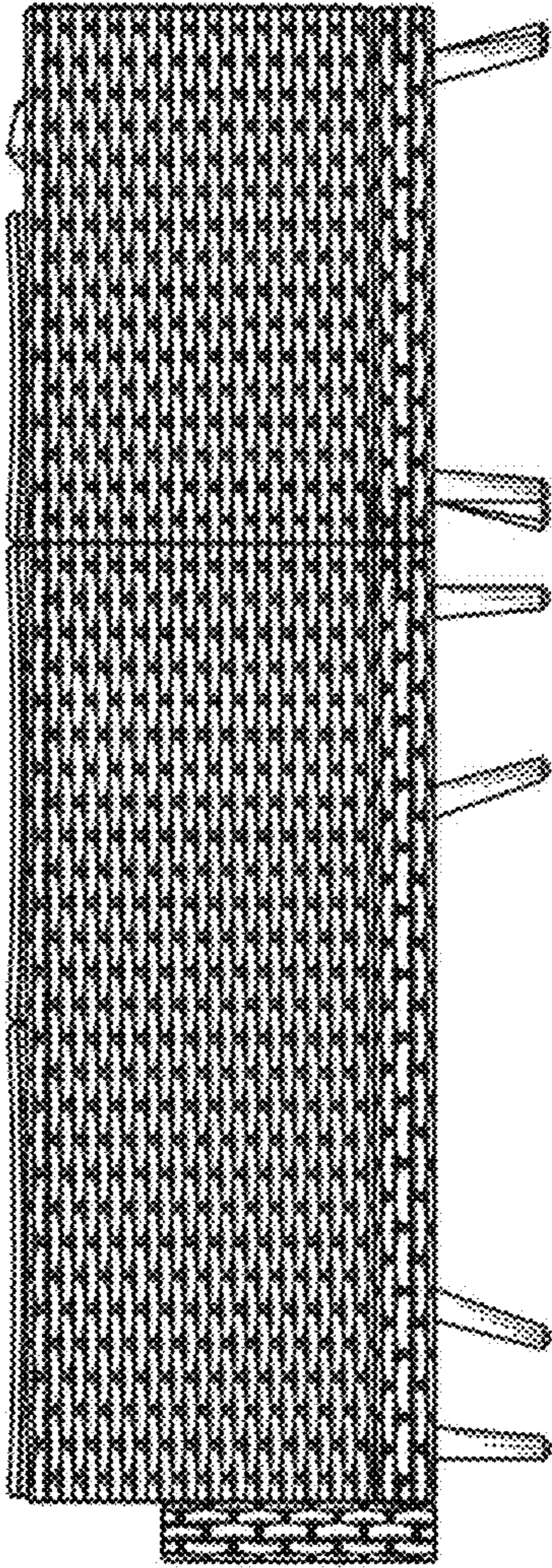


FIG. 5

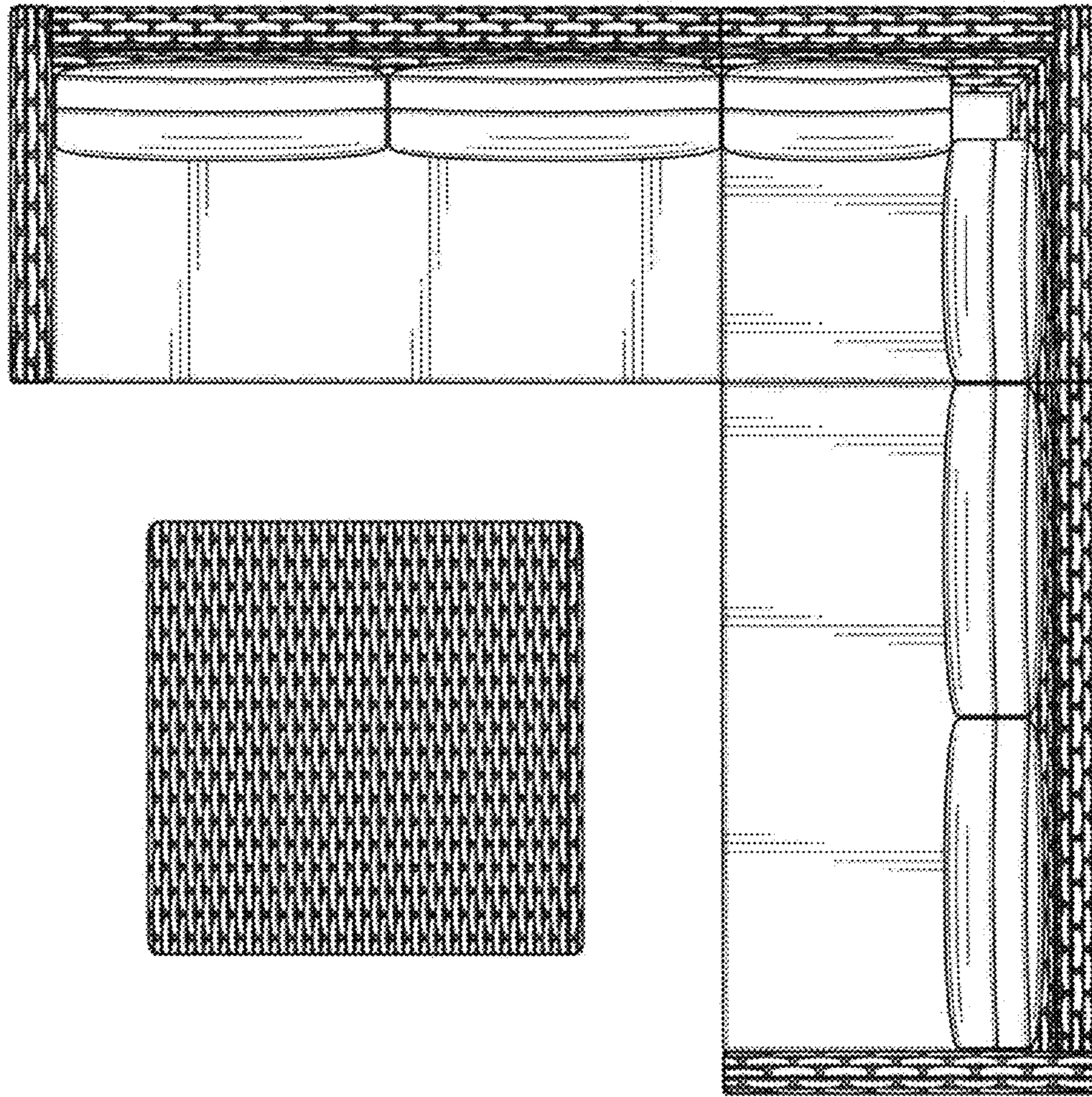


FIG. 6




FIG. 7