



US00D865364S

(12) **United States Design Patent** (10) **Patent No.:** **US D865,364 S**
Brunner et al. (45) **Date of Patent:** **** Nov. 5, 2019**

(54) **HOUSEHOLD CONTAINER**
(71) Applicant: **Rotho Kunststoff AG**, Wurenlingen (CH)
(72) Inventors: **Markus Brunner**, Hilfikon (CH); **Marc Binder**, Baldingen (CH); **Christian Thoma**, Albruck (DE)
(73) Assignee: **Rotho Kunststoff AG**, Wurenlingen (CH)
(**) Term: **15 Years**
(21) Appl. No.: **29/657,569**
(22) Filed: **Jul. 24, 2018**
(30) **Foreign Application Priority Data**

D477,145 S * 7/2003 Sofy D3/307
D503,020 S * 3/2005 Sofy D32/37
D504,017 S * 4/2005 Zimmerman D3/309
D533,327 S * 12/2006 McCaskill D34/17
D546,511 S * 7/2007 Luster D32/37
D554,371 S * 11/2007 Åhman D3/304
D563,620 S * 3/2008 Dong D32/37
D578,308 S * 10/2008 Simas D3/304
D584,020 S * 12/2008 McNamara D32/37
7,780,036 B2 * 8/2010 Splain A45C 13/26
206/505
D728,939 S * 5/2015 Suomela D3/304
D738,624 S * 9/2015 Kolste D3/307
D775,830 S * 1/2017 Duvigneau D3/304
D794,959 S * 8/2017 Takagaki D3/307
D801,049 S * 10/2017 Mutoh D3/304
D804,181 S * 12/2017 Takagaki D3/307
D804,185 S * 12/2017 Mutoh D3/318
D819,971 S * 6/2018 Lindsay D3/312
D827,303 S * 9/2018 Duvigneau D3/312
D831,920 S * 10/2018 Duvigneau D32/37

(Continued)

Jan. 26, 2018 (WO) DM/100 871
(51) **LOC (12) Cl.** **03-01**
(52) **U.S. Cl.**
USPC **D3/304**
(58) **Field of Classification Search**
USPC D3/304-315; D6/51, 672, 675; D32/37
CPC ... B65D 1/00; B65D 5/46072; B65D 81/3813
See application file for complete search history.

Primary Examiner — Kelley A Donnelly
(74) *Attorney, Agent, or Firm* — Volpe and Koenig, P.C.

(57) **CLAIM**

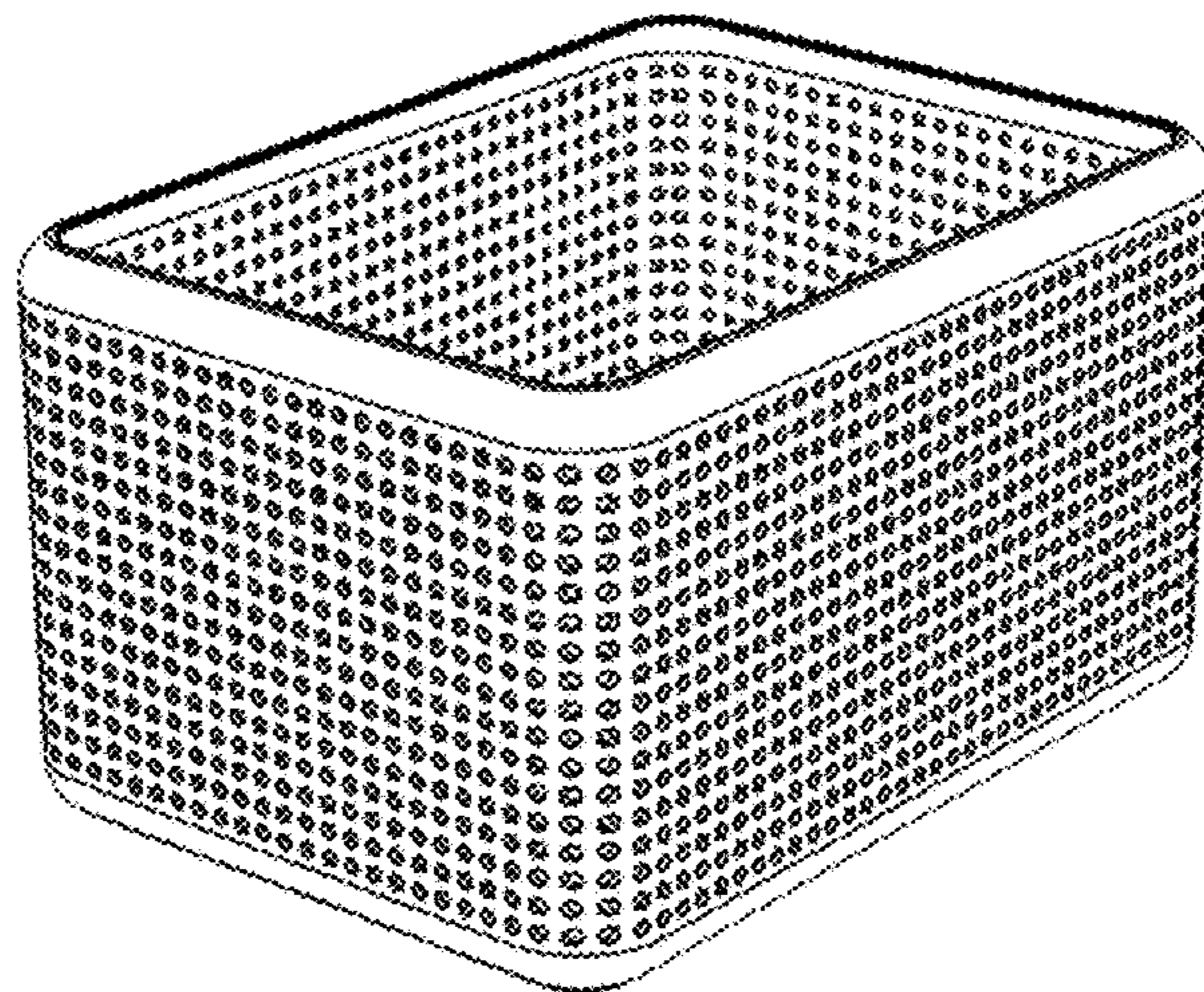
The ornamental design for a household container, as shown and described.

DESCRIPTION

FIG. 1 is a top, front, left perspective view of a household container in accordance with my design;
FIG. 2 is a bottom, right, rear perspective view thereof;
FIG. 3 is a front elevational view thereof, the rear elevational view being identical thereto;
FIG. 4 is a left side elevational view thereof, the right side elevational view being identical thereto;
FIG. 5 is a top plan view thereof; and,
FIG. 6 is a top, front, right perspective view thereof.

1 Claim, 6 Drawing Sheets

(56) **References Cited**
U.S. PATENT DOCUMENTS
D305,274 S * 12/1989 Yoshikawa D3/314
D326,550 S * 5/1992 Waterman D3/304
D364,272 S * 11/1995 Brightbill D3/312
D372,568 S * 8/1996 Lippisch D32/37
D372,583 S * 8/1996 Brightbill D3/312
D384,815 S * 10/1997 Rehrig D3/318
D433,548 S * 11/2000 Baines D32/37
D466,301 S * 12/2002 Sofy D3/307
D474,603 S * 5/2003 Berenguer D3/307



(56)

References Cited

U.S. PATENT DOCUMENTS

D832,580 S * 11/2018 Sanchez-Vizcaino D3/312
D848,188 S * 5/2019 Holm D6/683

* cited by examiner




Fig. 1




Fig. 2




Fig. 3




Fig. 4




Fig. 5




Fig. 6