



US00D865353S

(12) **United States Design Patent**
Boys et al.

(10) **Patent No.:** **US D865,353 S**

(45) **Date of Patent:** **** Nov. 5, 2019**

(54) **KNIT BAG**

(71) Applicant: **Cole Haan LLC**, New York City, NY (US)

(72) Inventors: **Jack Boys**, New York City, NY (US);
Ann Bono, New York City, NY (US);
Anna Lu, New York City, NY (US)

(73) Assignee: **COLE HAAN LLC**, New York, NY (US)

(**) Term: **15 Years**

(21) Appl. No.: **29/624,448**

(22) Filed: **Nov. 1, 2017**

Related U.S. Application Data

(63) Continuation of application No. 29/624,394, filed on Oct. 31, 2017.

(51) **LOC (12) Cl.** **03-01**

(52) **U.S. Cl.**
USPC **D3/201**

(58) **Field of Classification Search**
USPC D3/201, 207, 208, 215, 226, 228, 229,
D3/230, 232, 269, 273, 290, 299, 303,
D3/304, 316, 318; D9/702, 703, 705,
D9/707, 709, 710
CPC B65D 83/384; F41H 9/10
See application file for complete search history.

(56) **References Cited**

U.S. PATENT DOCUMENTS

D430,971 S * 9/2000 Harvey D3/232
D532,604 S * 11/2006 Harvey D3/246

D548,459 S * 8/2007 Harvey D3/246
D559,538 S * 1/2008 Dew D3/232
D686,412 S * 7/2013 Guichot D3/232
D748,912 S * 2/2016 Frisoni D3/232
D785,321 S * 5/2017 Maier D3/232
D817,636 S * 5/2018 Maier D3/232
10,092,070 B1 * 10/2018 Boys A45C 3/001

* cited by examiner

Primary Examiner — Holly E Thurman

(74) *Attorney, Agent, or Firm* — Thompson Coburn LLP

(57) **CLAIM**

The ornamental design for a knit bag, as shown and described.

DESCRIPTION

FIG. 1 is a first perspective view of the knit bag showing our new design;
FIG. 2 is a front view thereof;
FIG. 3 is a back view thereof;
FIG. 4 is a left side view thereof;
FIG. 5 is a right side view thereof;
FIG. 6 is a top view thereof;
FIG. 7 is a bottom view thereof; and,
FIG. 8 is a second perspective view thereof.
The broken lines immediately adjacent to the photographic area define the bounds of the claimed design, and form no part thereof. The broken lines showing the remaining of the knit bag are for environmental purposes only and form no part of the claimed design.

1 Claim, 8 Drawing Sheets

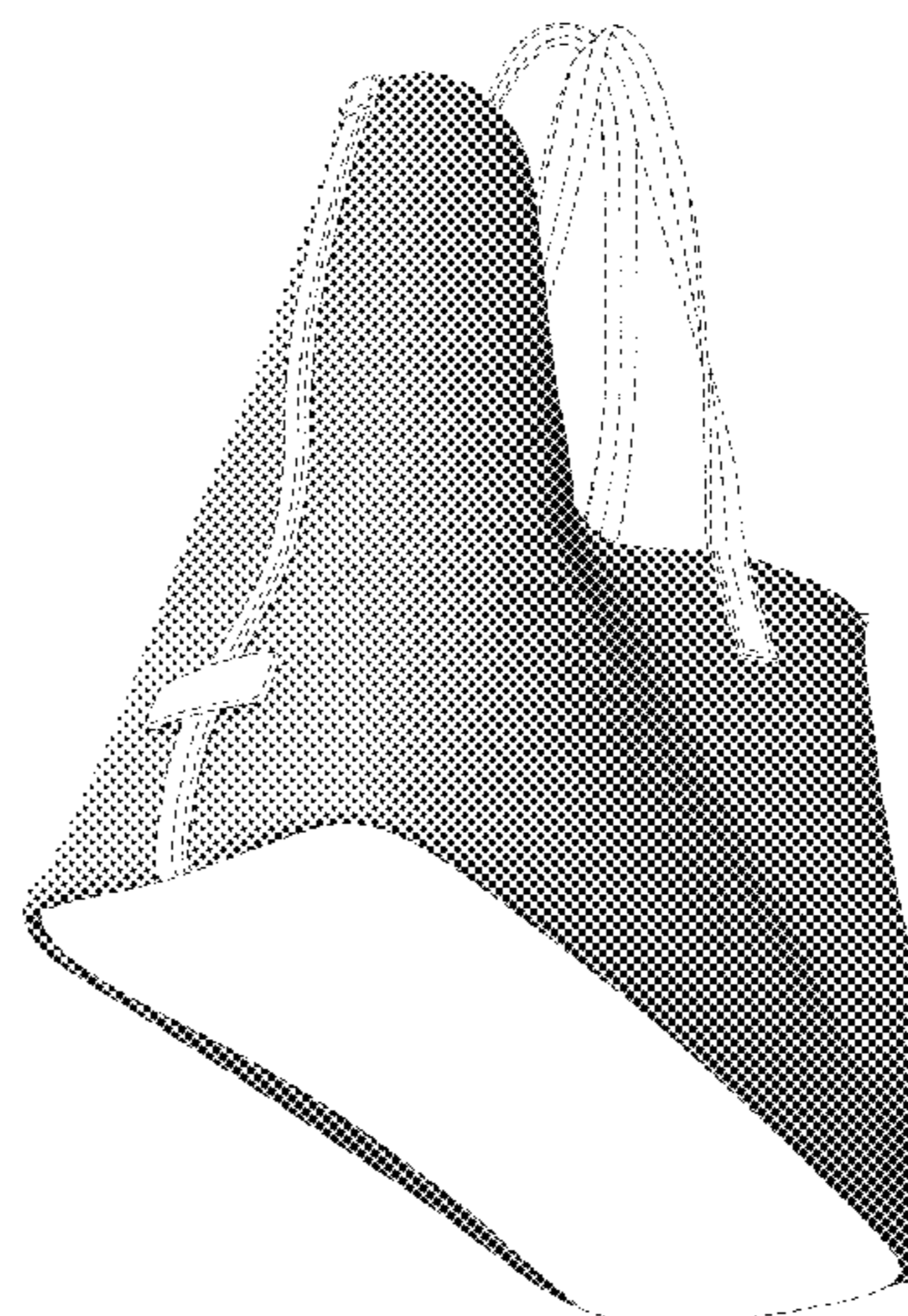
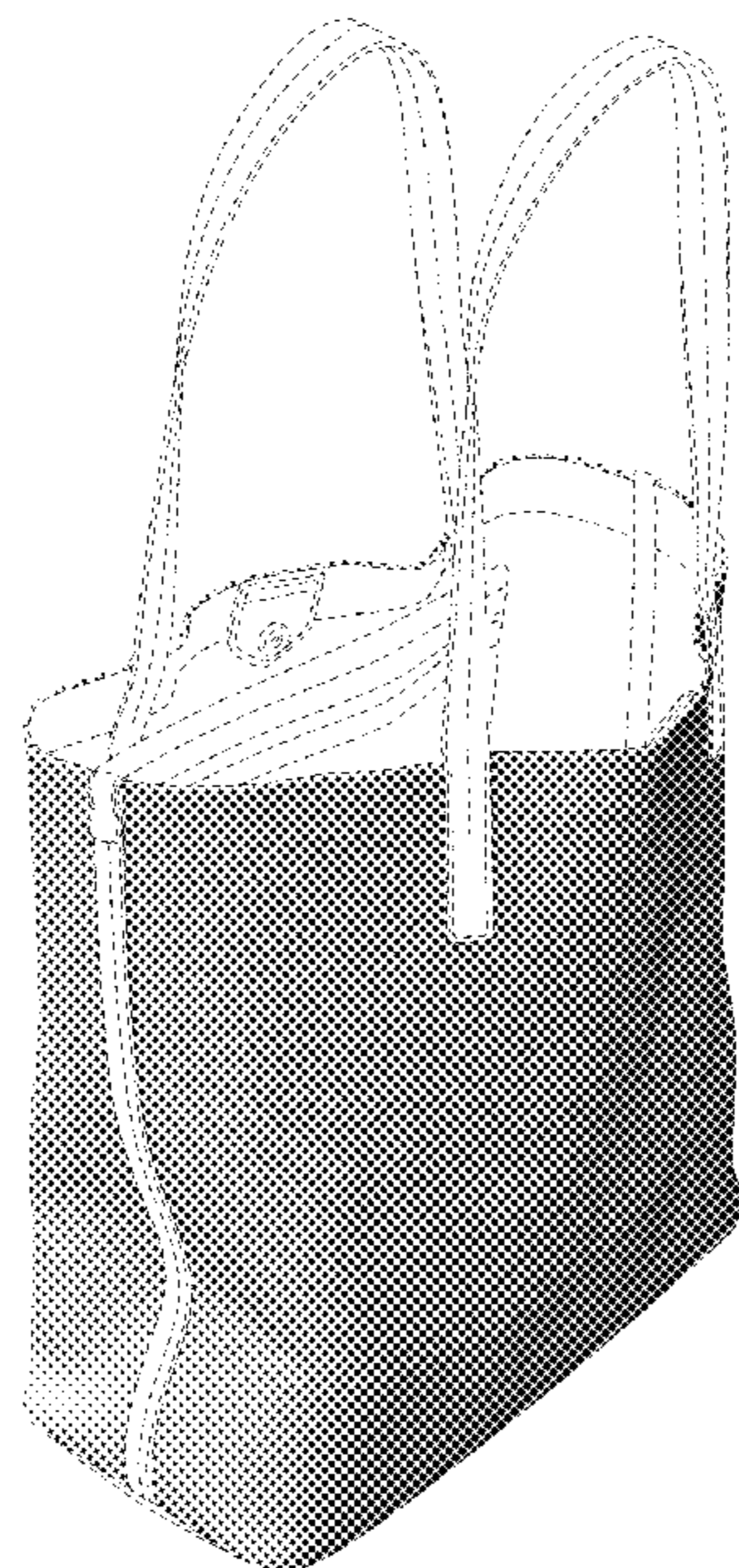




FIG. 1



FIG. 2



FIG. 3




FIG. 4



FIG. 5

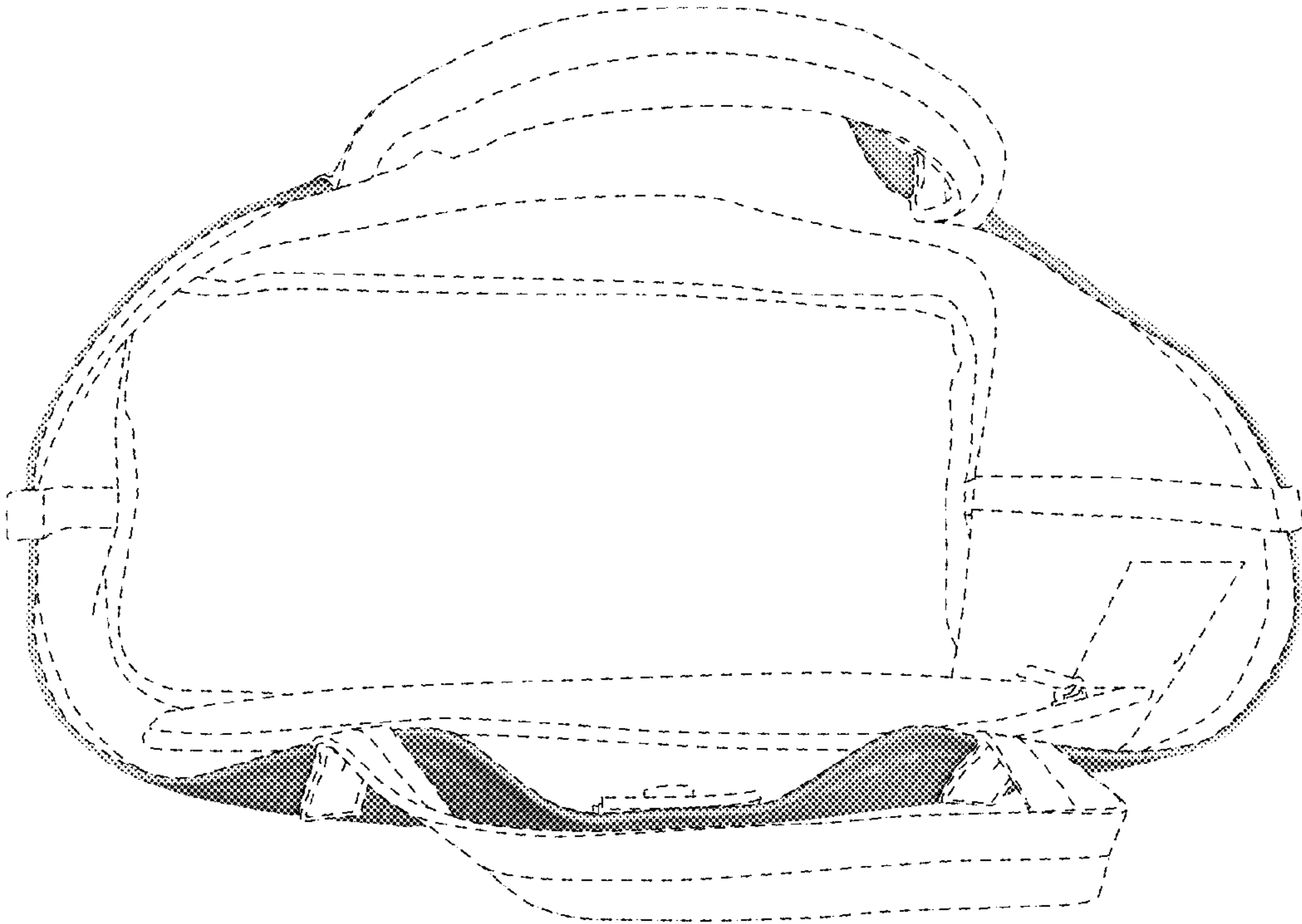


FIG. 6




FIG. 7




FIG. 8