



US00D865344S

(12) **United States Design Patent**
Wolf

(10) **Patent No.:** **US D865,344 S**
(45) **Date of Patent:** **** Nov. 5, 2019**

- (54) **BOOT SHAFT**
- (71) Applicant: **Dynasty Footwear, Ltd.**, El Segundo, CA (US)
- (72) Inventor: **Lisa Wolf**, Los Angeles, CA (US)
- (73) Assignee: **Dynasty Footwear, Ltd.**, El Segundo, CA (US)
- (**) Term: **15 Years**
- (21) Appl. No.: **29/661,569**
- (22) Filed: **Aug. 29, 2018**

D582,650 S	12/2008	Uratsu	
D630,424 S	1/2011	Larson	
D630,832 S *	1/2011	Ng	A43B 1/02 D2/911
D630,833 S	1/2011	Ng	
D634,919 S *	3/2011	MacIntyre	D2/910
D637,805 S	5/2011	MacIntyre	
D644,417 S *	9/2011	Ma	D2/920
D689,672 S *	9/2013	Shoham	D2/920
D707,435 S	6/2014	Ng	
D755,495 S *	5/2016	Todd	D2/920
D756,098 S *	5/2016	Todd	D2/912
D781,043 S	3/2017	Prochmann	
D808,133 S *	1/2018	Denney	D2/910

* cited by examiner

Primary Examiner — Rashida C. Walshon
(74) *Attorney, Agent, or Firm* — Joseph G Swan, PC

Related U.S. Application Data

- (63) Continuation of application No. 29/590,806, filed on Jan. 13, 2017, now Pat. No. Des. 829,426.
- (51) **LOC (12) Cl.** **02-04**
- (52) **U.S. Cl.**
USPC **D2/970; D2/920; D2/919**
- (58) **Field of Classification Search**
USPC D2/896–900, 909–912, 919, 920, 946,
D2/969–972, 976
CPC A44B 1/14; A43B 3/0078; A43B 23/24;
A43B 7/20; A43B 3/08
See application file for complete search history.

(57) **CLAIM**

The ornamental design for a boot shaft, as shown and described.

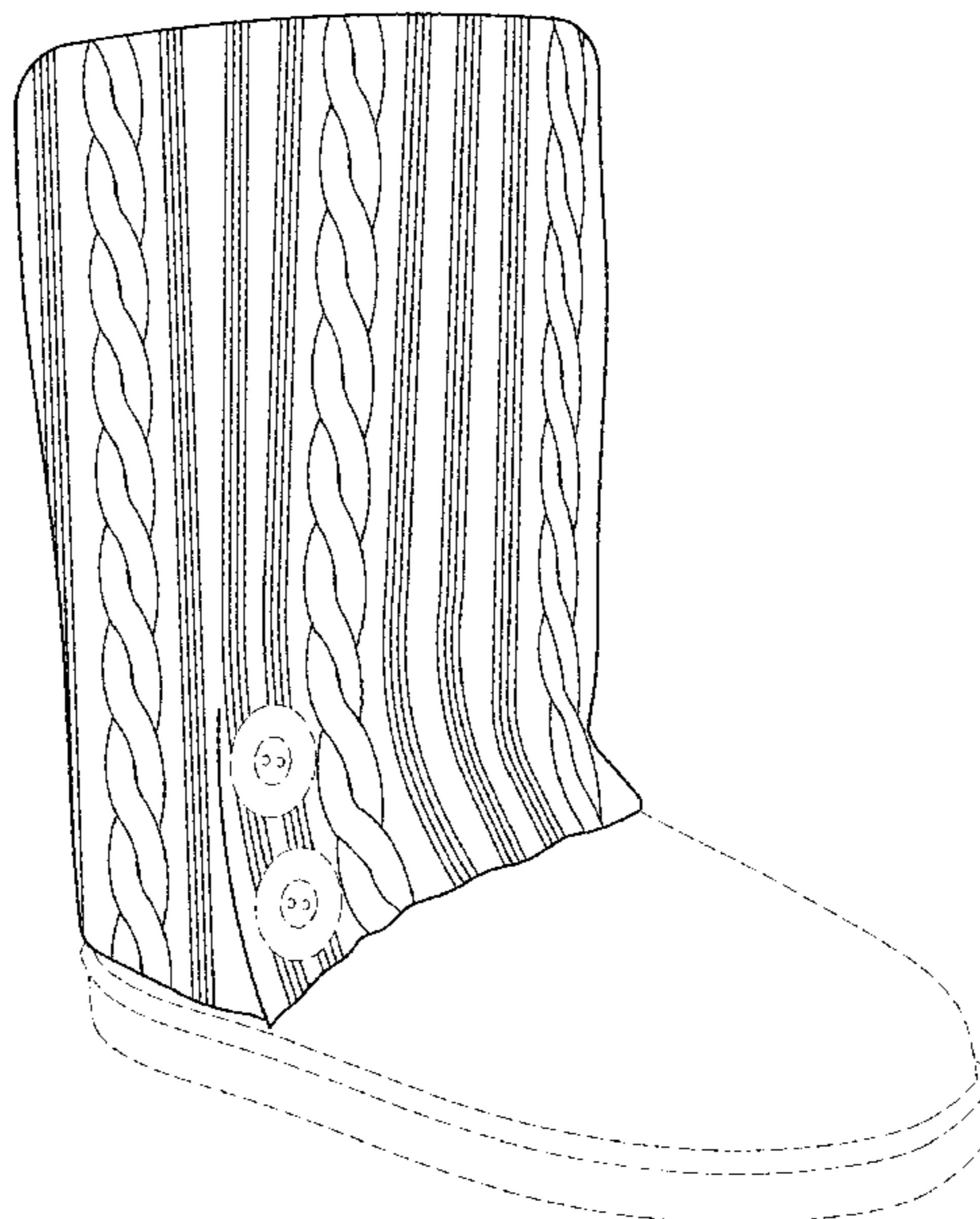
DESCRIPTION

FIG. 1 is a perspective view of a boot shaft according to the present invention.
FIG. 2 is a right side elevational view of the boot shaft.
FIG. 3 is a left side elevational view of the boot shaft.
FIG. 4 is a rear elevational view of the boot shaft; and,
FIG. 5 is a front elevational view of the boot shaft.
The broken lines are solely for the purpose of illustrating unclaimed areas and form no part of the claimed design. The claimed design is intended to encompass a boot shaft as shown and a second embodiment that is the opposite matching boot shaft, i.e., the mirror image of that shown.

(56) **References Cited**
U.S. PATENT DOCUMENTS

D93,838 S	11/1934	Miller	
6,308,438 B1 *	10/2001	Throneburg	A43B 1/02 36/11
D561,983 S *	2/2008	FitzGerald	D2/909

1 Claim, 4 Drawing Sheets



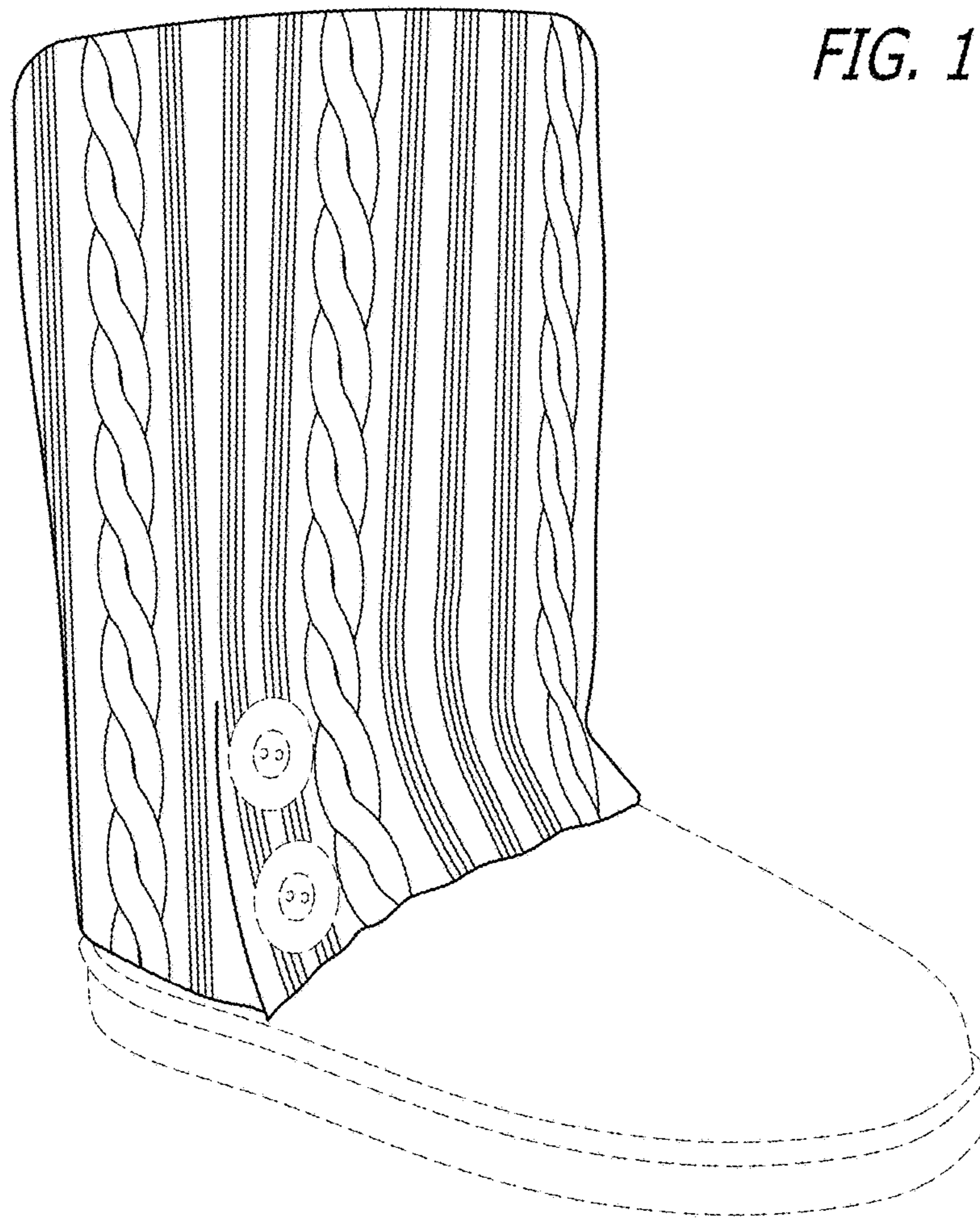


FIG. 1

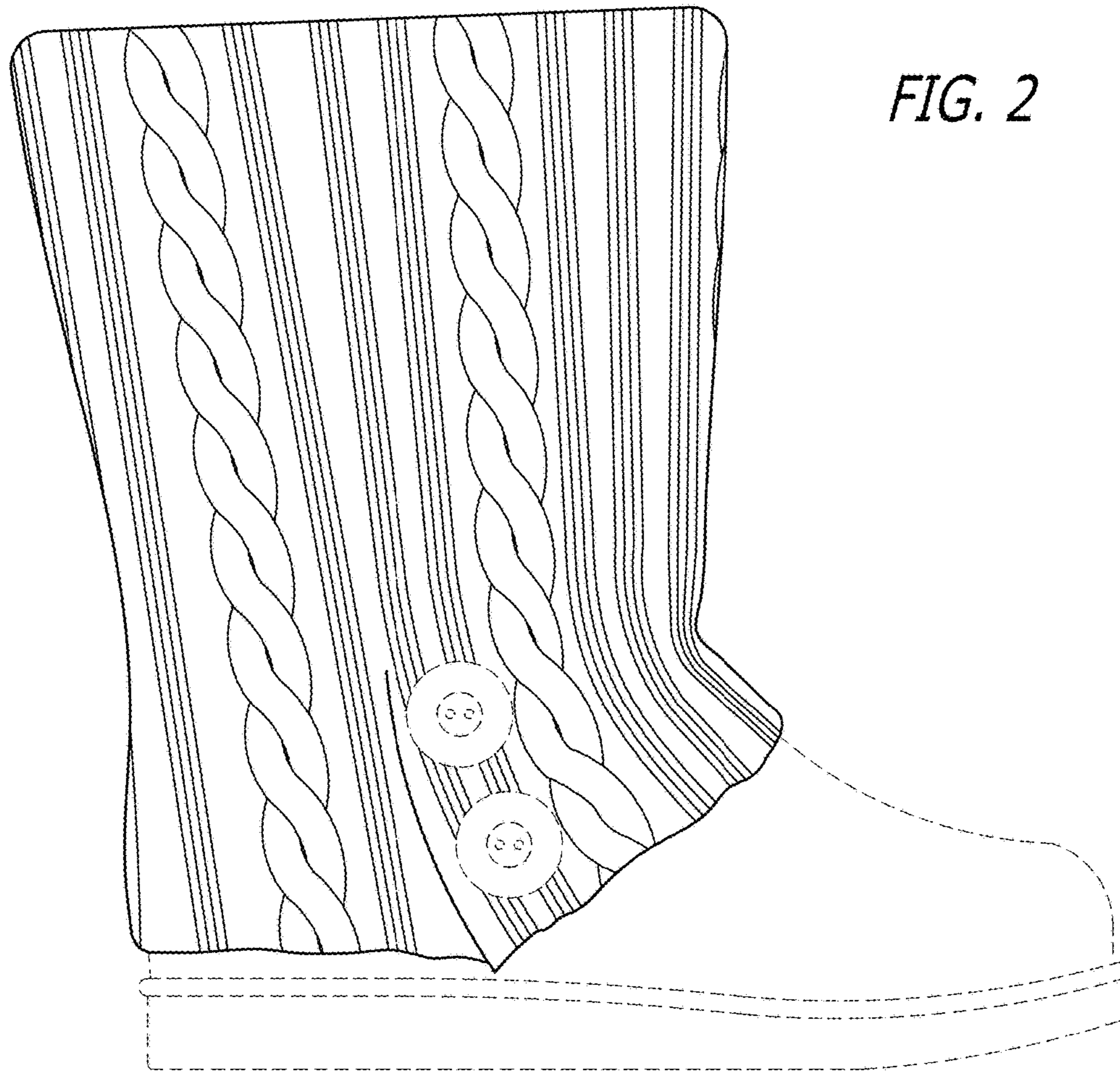
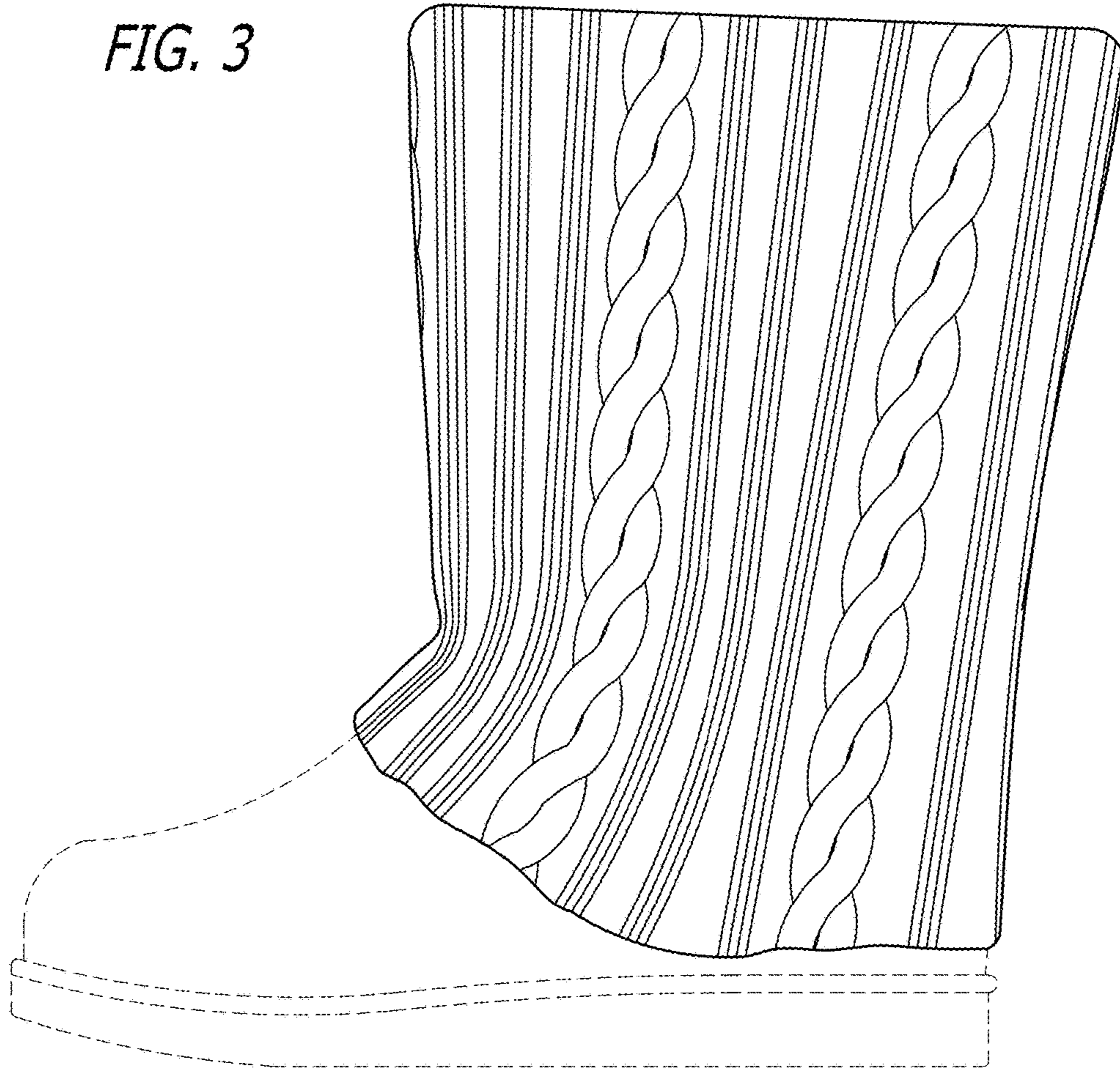


FIG. 2

FIG. 3



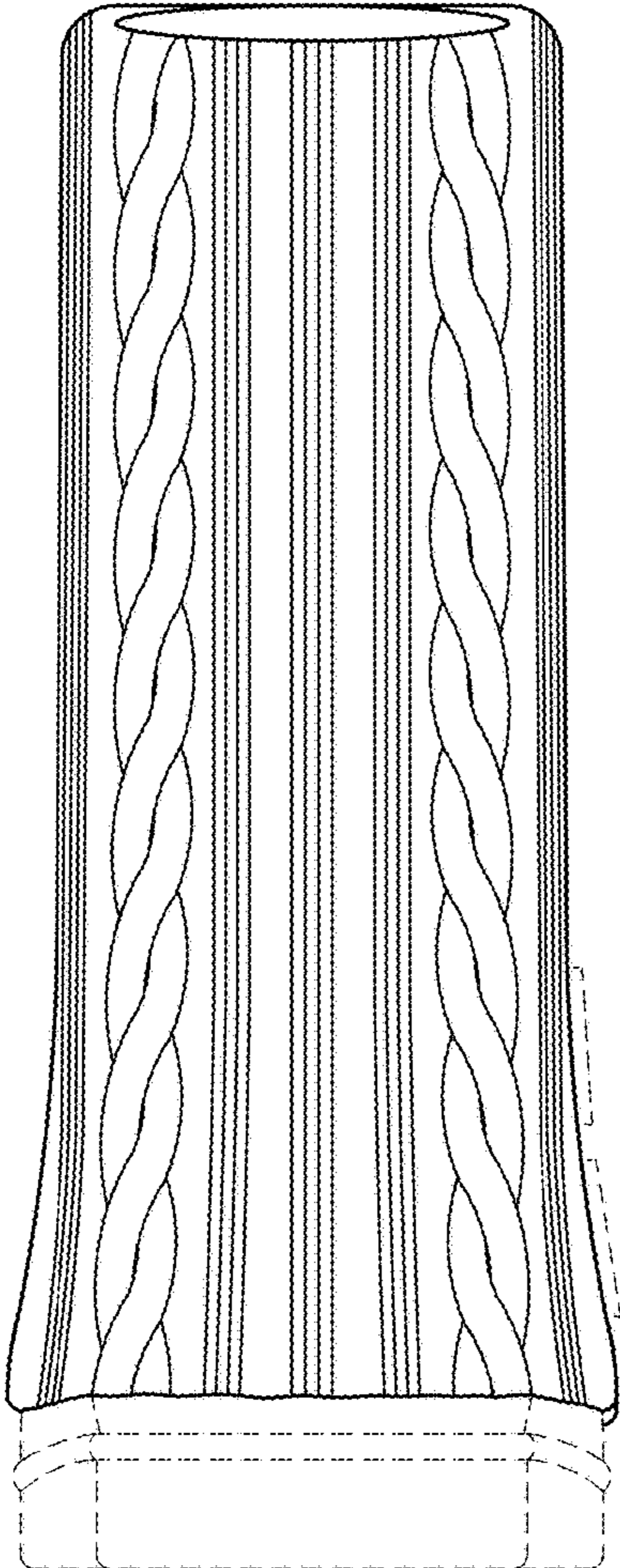


FIG. 4

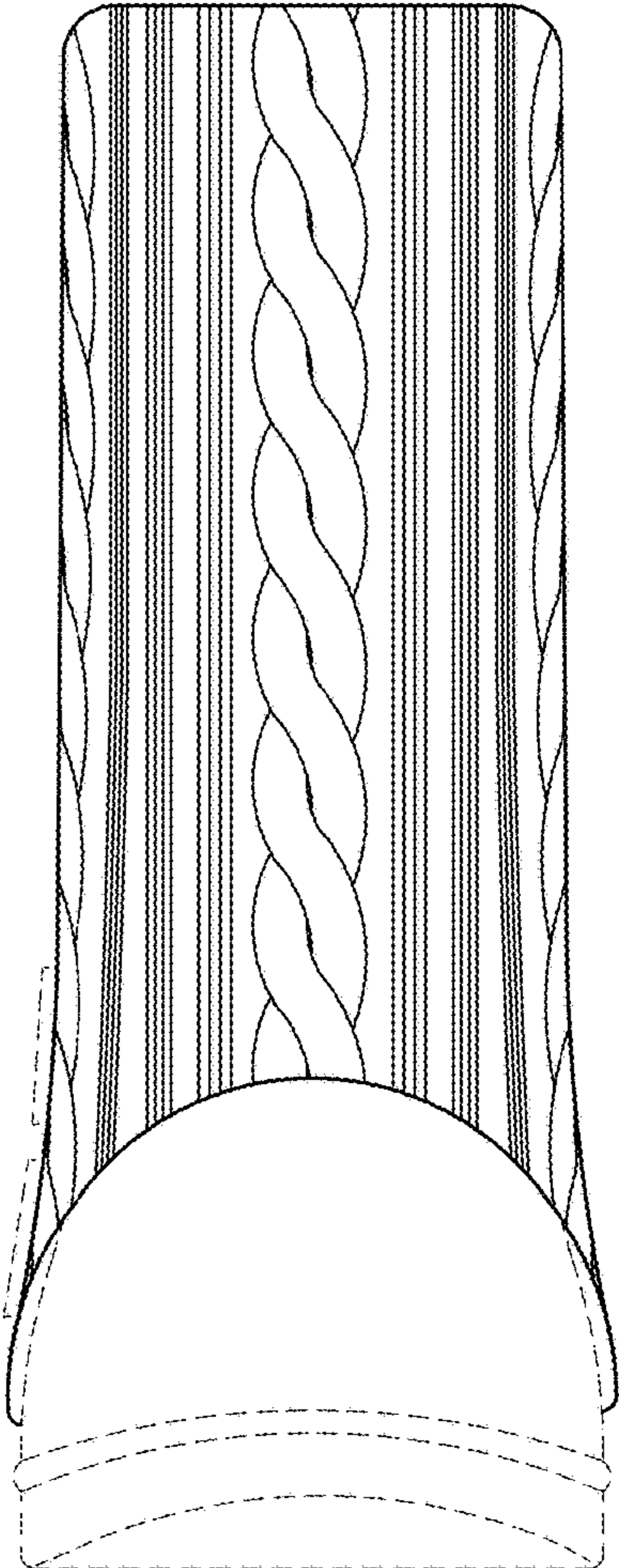


FIG. 5