



US00D865343S

(12) **United States Design Patent** (10) **Patent No.:** **US D865,343 S**  
**Foust** (45) **Date of Patent:** **\*\* Nov. 5, 2019**

(54) **BOOT**

(71) Applicant: **LaCrosse Footwear, Inc.**, Portland, OR (US)

(72) Inventor: **Ryan James Foust**, Lake Oswego, OR (US)

(73) Assignee: **LaCrosse Footwear, Inc.**, Portland, OR (US)

(\*\*) Term: **15 Years**

(21) Appl. No.: **29/648,451**

(22) Filed: **May 21, 2018**

**Related U.S. Application Data**

(63) Continuation of application No. 29/618,745, filed on Sep. 22, 2017, now Pat. No. Des. 821,082, which is a continuation of application No. 29/577,037, filed on Sep. 8, 2016, now Pat. No. Des. 799,170.

(51) **LOC (12) Cl.** ..... **02-04**

(52) **U.S. Cl.**  
USPC ..... **D2/970; D2/910**

(58) **Field of Classification Search**  
USPC ..... D2/896-899, 900, 909-912, 943, 946, D2/969, 970, 972  
CPC .. A43B 5/06; A43B 5/00; A43B 23/00; A43B 3/16; A43B 23/02  
See application file for complete search history.

(56) **References Cited**

**U.S. PATENT DOCUMENTS**

D204,658 S *	5/1966	Wakeland	36/136
D401,401 S *	11/1998	Brooks	D2/970
D407,196 S *	3/1999	Brooks	D2/969
D449,435 S *	10/2001	Johnson	D2/909
D686,816 S *	7/2013	Lam	D2/912
D703,420 S *	4/2014	Truelsen	D2/912
D704,422 S *	5/2014	Truelsen	D2/912
D707,427 S *	6/2014	Barker	D2/911

\* cited by examiner

*Primary Examiner* — Rashida C. Walshon

(74) *Attorney, Agent, or Firm* — Perkins Coie LLP

(57) **CLAIM**

The ornamental design for the boot, as shown and described.

**DESCRIPTION**

FIG. 1 is an isometric view of a boot showing the new design.

FIG. 2 is a front elevational view thereof.

FIG. 3 is a rear elevational view thereof.

FIG. 4 is a right-side elevational view thereof.

FIG. 5 is a left-side elevational view thereof.

FIG. 6 is a top plan view thereof; and,

FIG. 7 is a bottom plan view thereof.

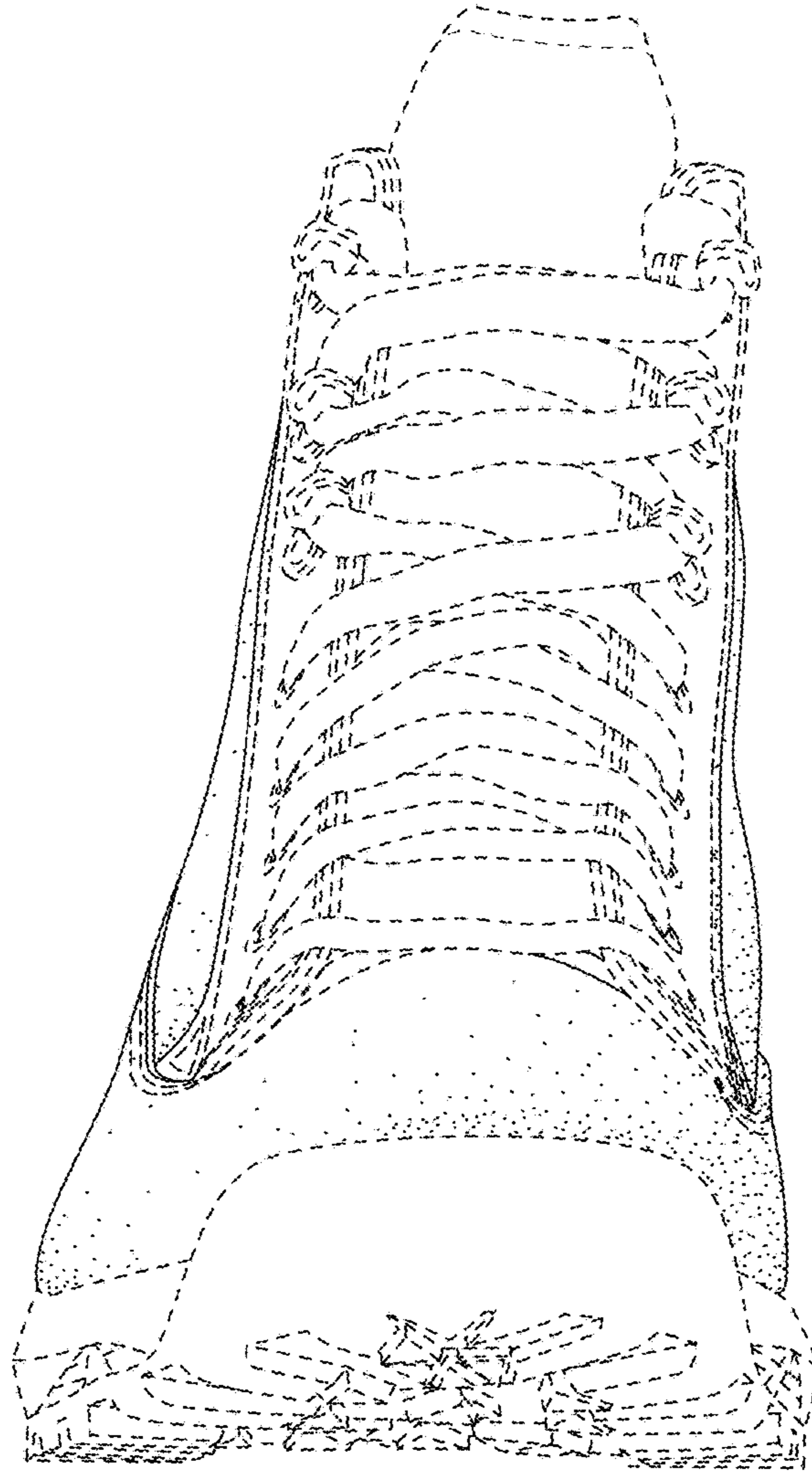
The dashed lines illustrate unclaimed portions of the boot. The dash dot dash lines immediately adjacent to the solid line portions of the boot define the bounds of the claimed design and form no part thereof.

**1 Claim, 7 Drawing Sheets**

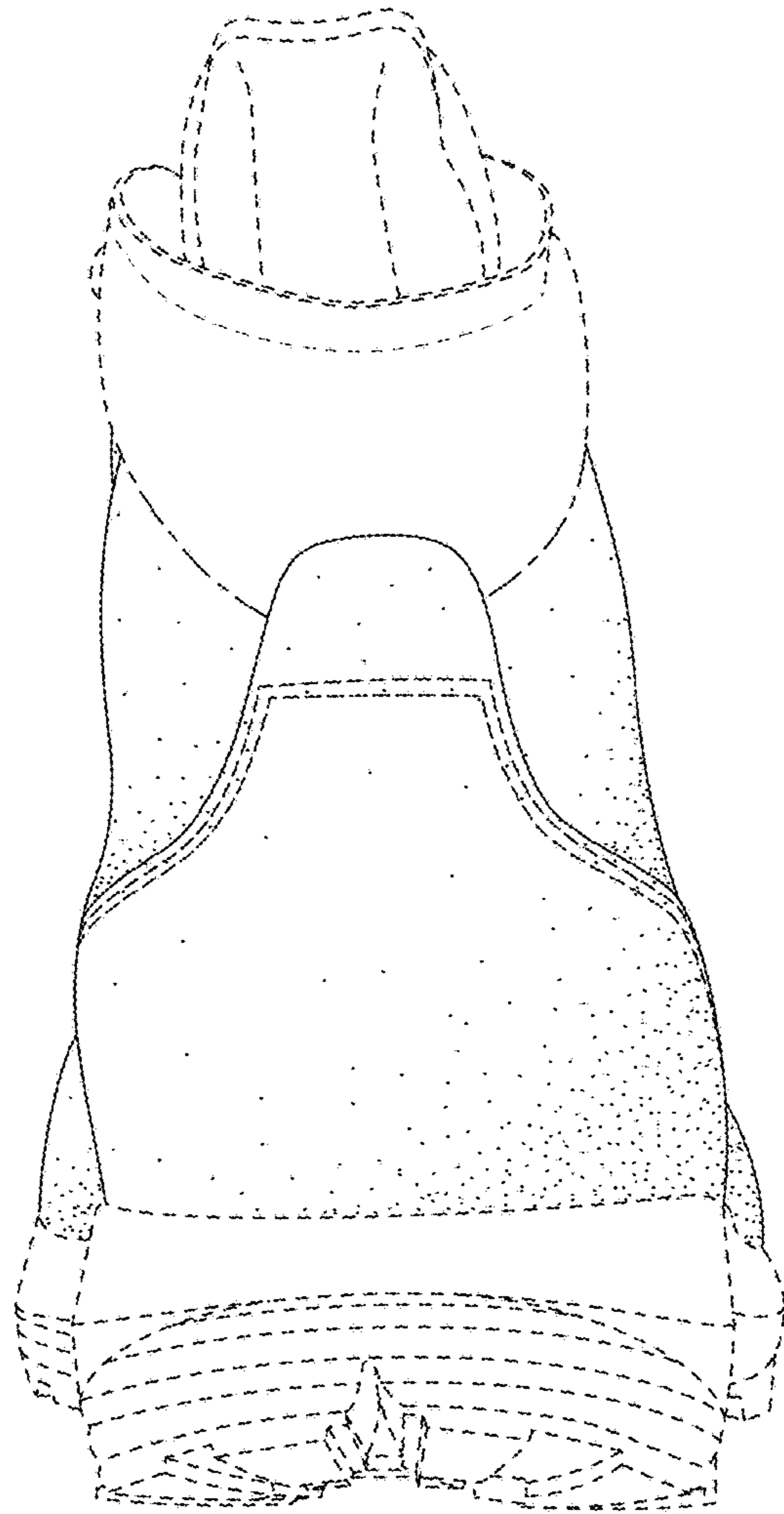




Fig. 1



*Fig. 2*



*Fig. 3*

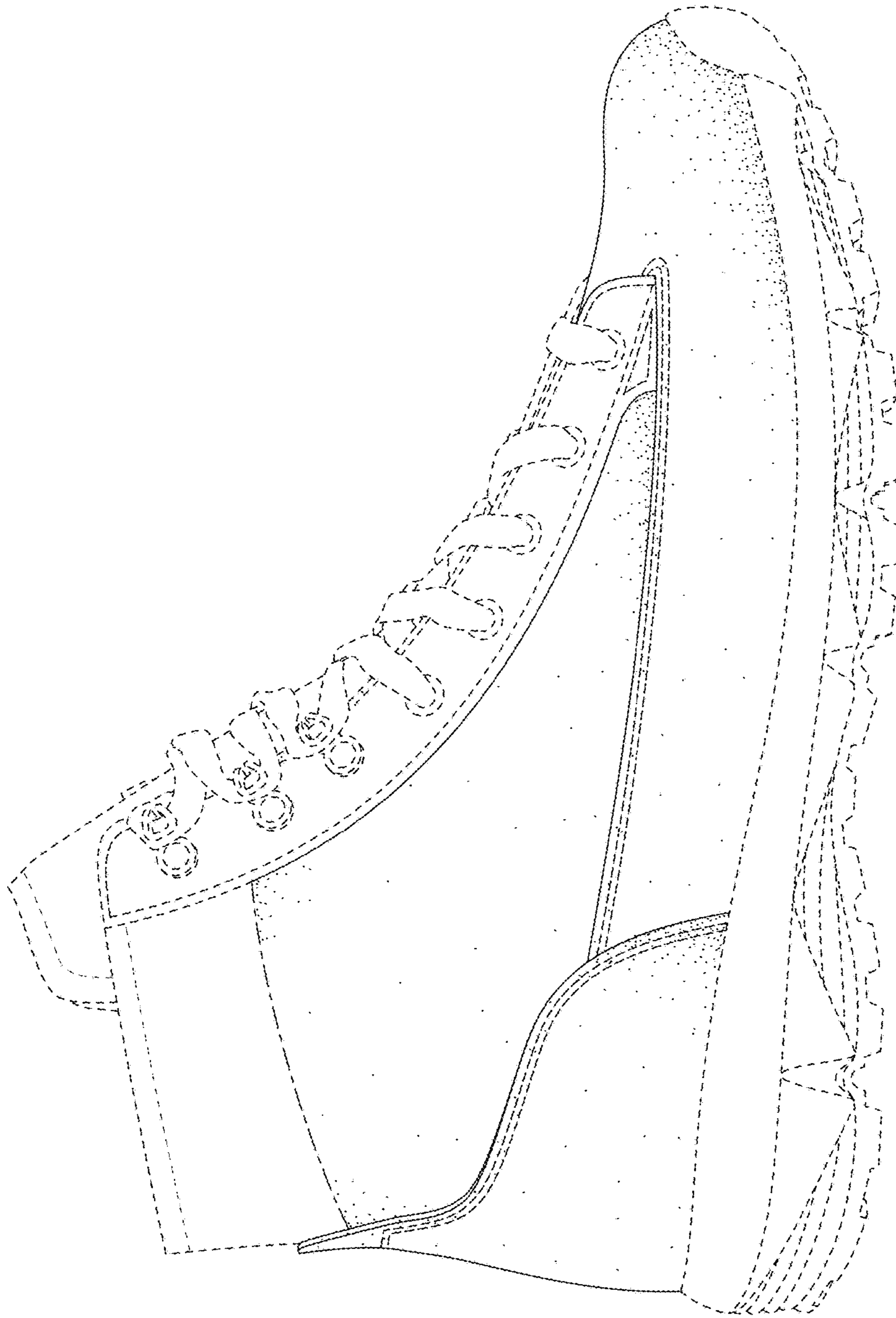


Fig. 4

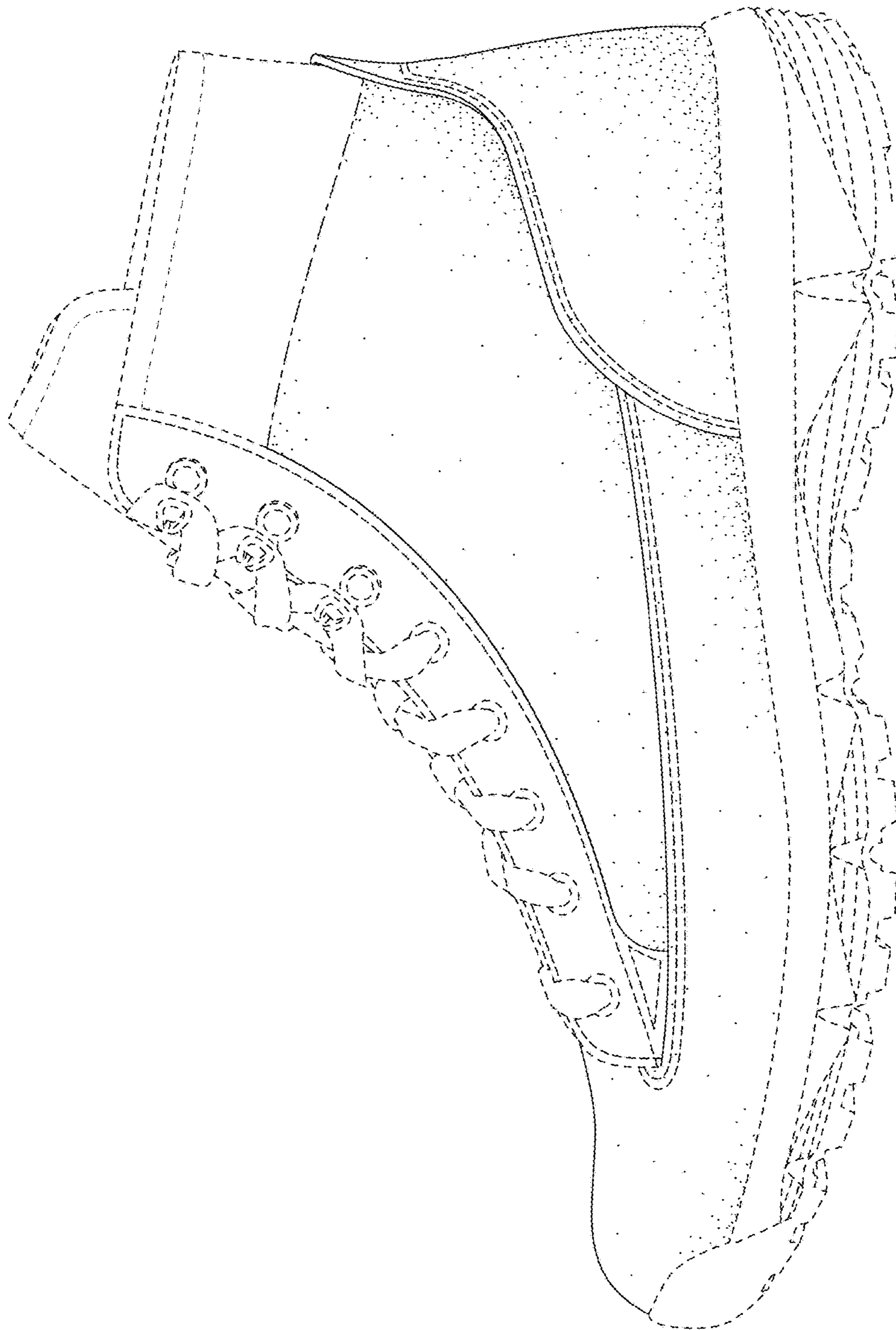


Fig. 5

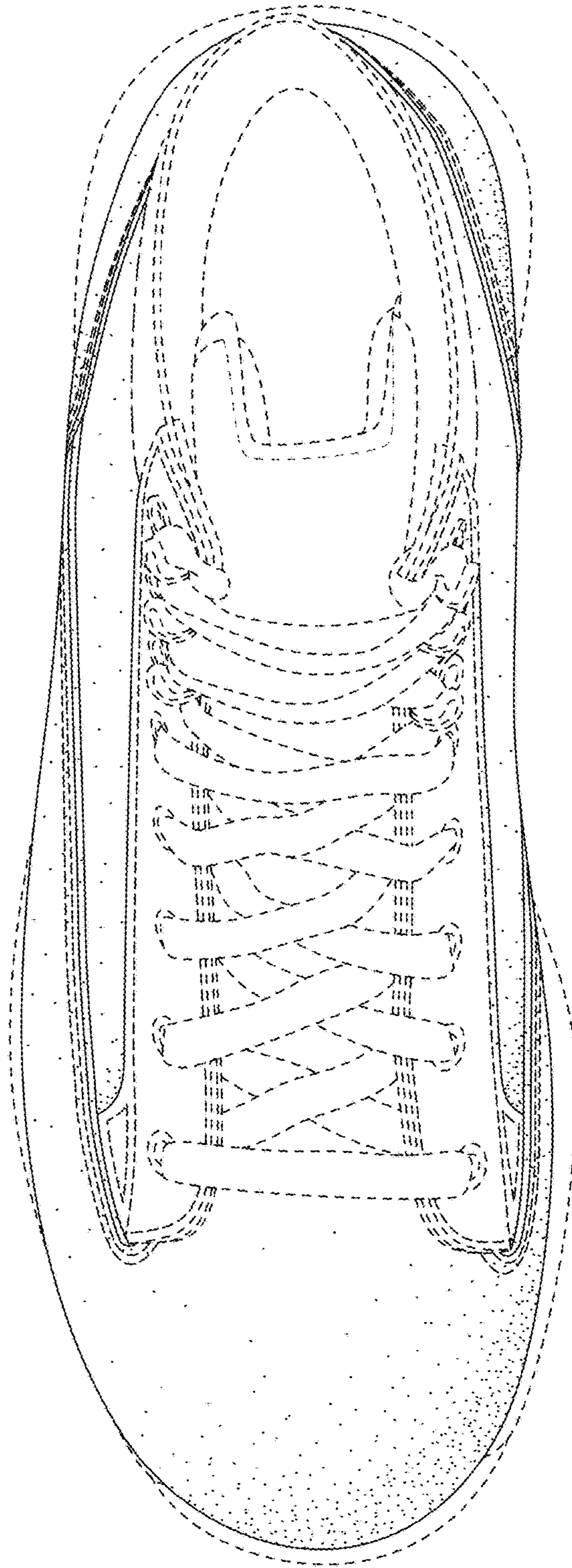


Fig. 6

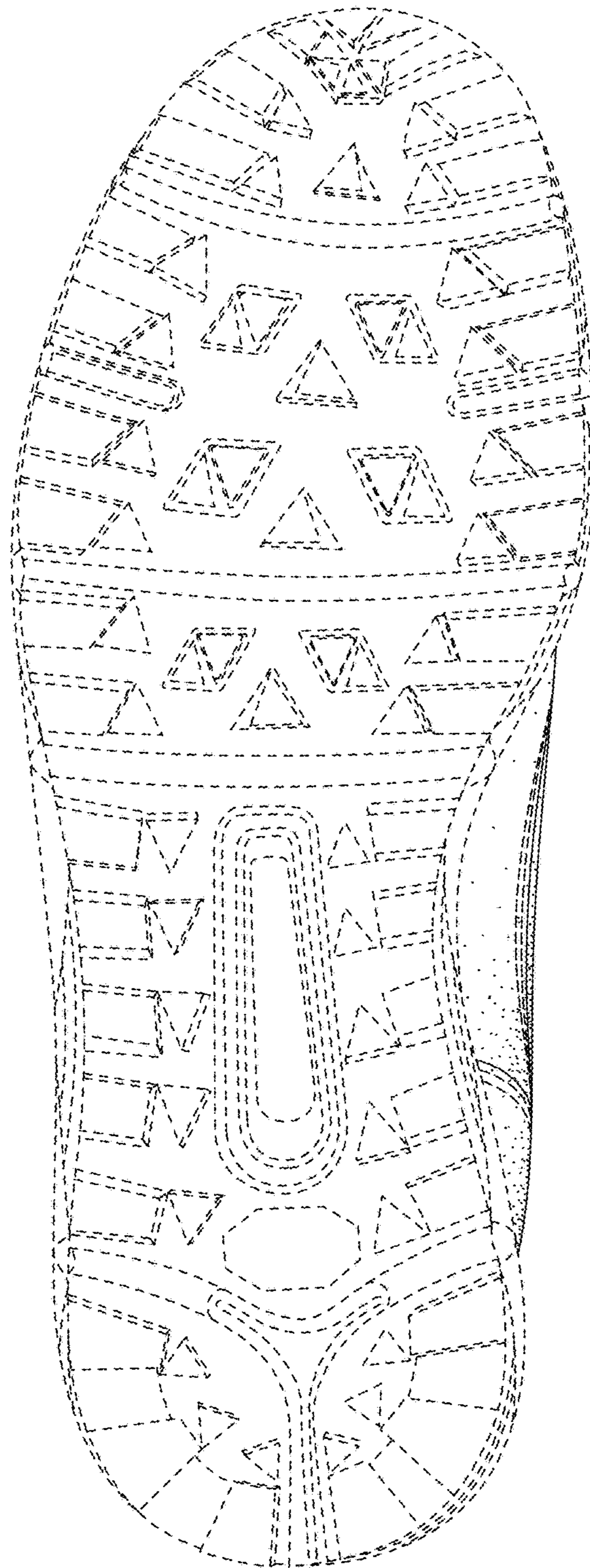


Fig. 7