



US00D865341S

(12) **United States Design Patent**
Dowson

(10) **Patent No.:** **US D865,341 S**

(45) **Date of Patent:** **** Nov. 5, 2019**

(54) **SHOE**

(71) Applicant: **PUMA SE**, Herzogenaurach (DE)

(72) Inventor: **Alexander Dowson**, Nuremberg (DE)

(73) Assignee: **PUMA SE**, Herzogenaurach (DE)

(**) Term: **15 Years**

(21) Appl. No.: **29/627,205**

(22) Filed: **Nov. 23, 2017**

(30) **Foreign Application Priority Data**

Jul. 28, 2017 (EM) 004124469

(51) **LOC (12) Cl.** **02-99**

(52) **U.S. Cl.**
USPC **D2/947**

(58) **Field of Classification Search**
USPC D2/896, 902, 906-908, 946, 947; D5/47,
D5/49, 50, 53, 54, 56, 60
CPC ... A43B 13/181; A43B 13/141; A43B 13/186;
A43B 13/188; A43B 23/00; A43B 23/02;
A43B 5/00; A43B 23/26; A43B 1/04;
A43B 11/14; A43B 7/00; A43B 3/12;
A43C 3/00; A43C 5/00; A43C 7/00;
A43C 11/004

See application file for complete search history.

(56) **References Cited**

U.S. PATENT DOCUMENTS

D512,827 S * 12/2005 Usuki D2/947
D680,309 S * 4/2013 Raysse D2/947

D730,032 S * 5/2015 D'Arienzo D2/947
D757,419 S * 5/2016 Spring D2/977
D767,861 S * 10/2016 Wattimena D2/947
D784,666 S * 4/2017 Lok D2/947
D816,958 S * 5/2018 Cin D2/947
D848,716 S * 5/2019 Shyllon D2/947
D850,083 S * 6/2019 Jenkins D2/959
D850,766 S * 6/2019 Girard D2/947

OTHER PUBLICATIONS

U.S. Appl. No. 29/625,889, filed Nov. 14, 2017.
U.S. Appl. No. 29/626,091, filed Nov. 15, 2017.
U.S. Appl. No. 29/626,085, filed Nov. 15, 2017.

* cited by examiner

Primary Examiner — Dominic V Simone

(74) *Attorney, Agent, or Firm* — Leydig, Voit & Mayer,
Ltd.


(57) **CLAIM**

The ornamental design for a shoe, as shown and described.

DESCRIPTION

FIG. 1 is a top left front perspective view of the shoe showing my new design;
FIG. 2 is a bottom plan view thereof;
FIG. 3 is a rear elevational view thereof;
FIG. 4 is a front elevational view thereof;
FIG. 5 is a right side elevational view thereof;
FIG. 6 is a left side elevational view thereof; and,
FIG. 7 is a top plan view thereof.
Any broken lines in the drawings indicate portions which form no part of the claimed design.

1 Claim, 7 Drawing Sheets



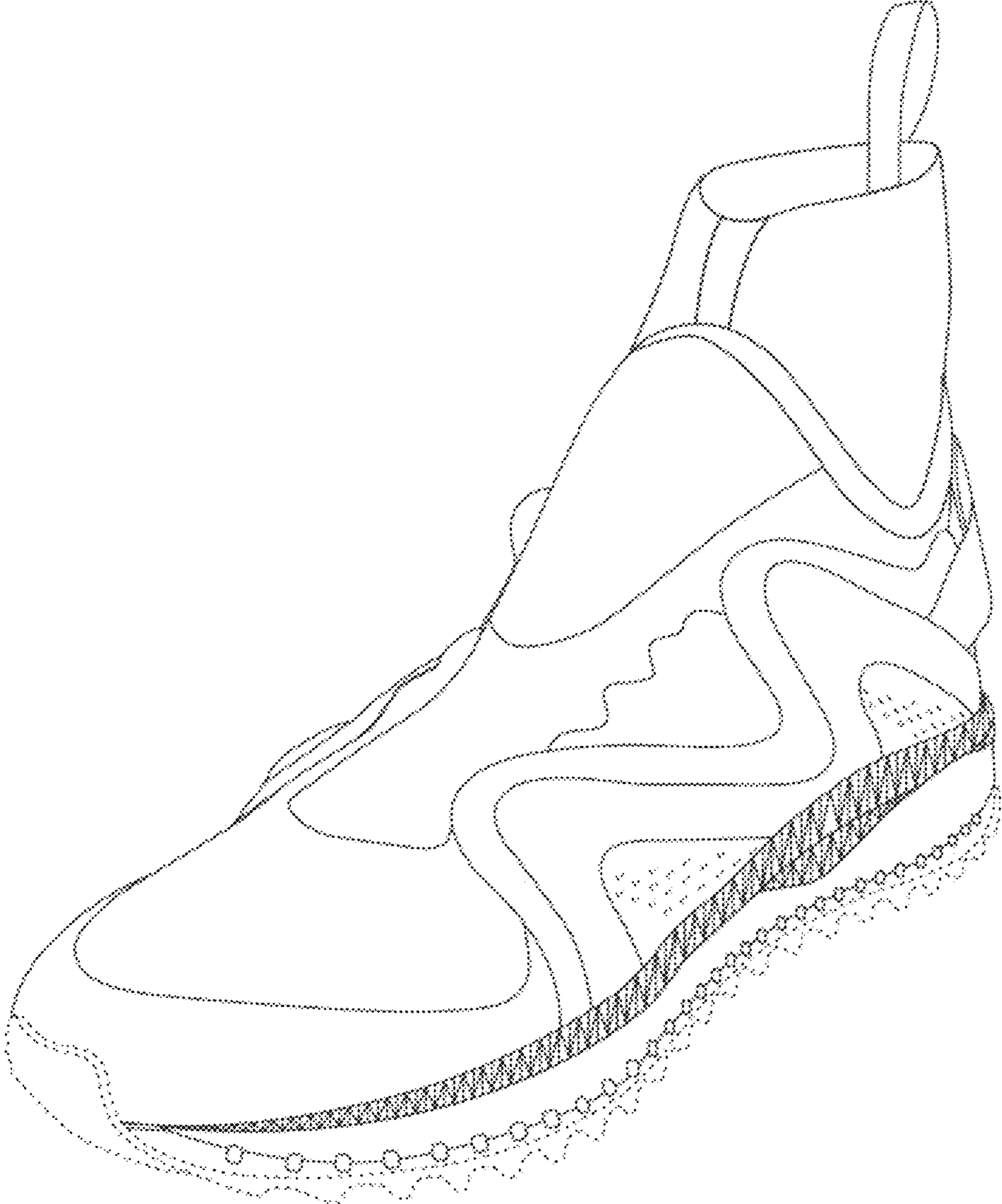


Fig. 1




Fig. 2

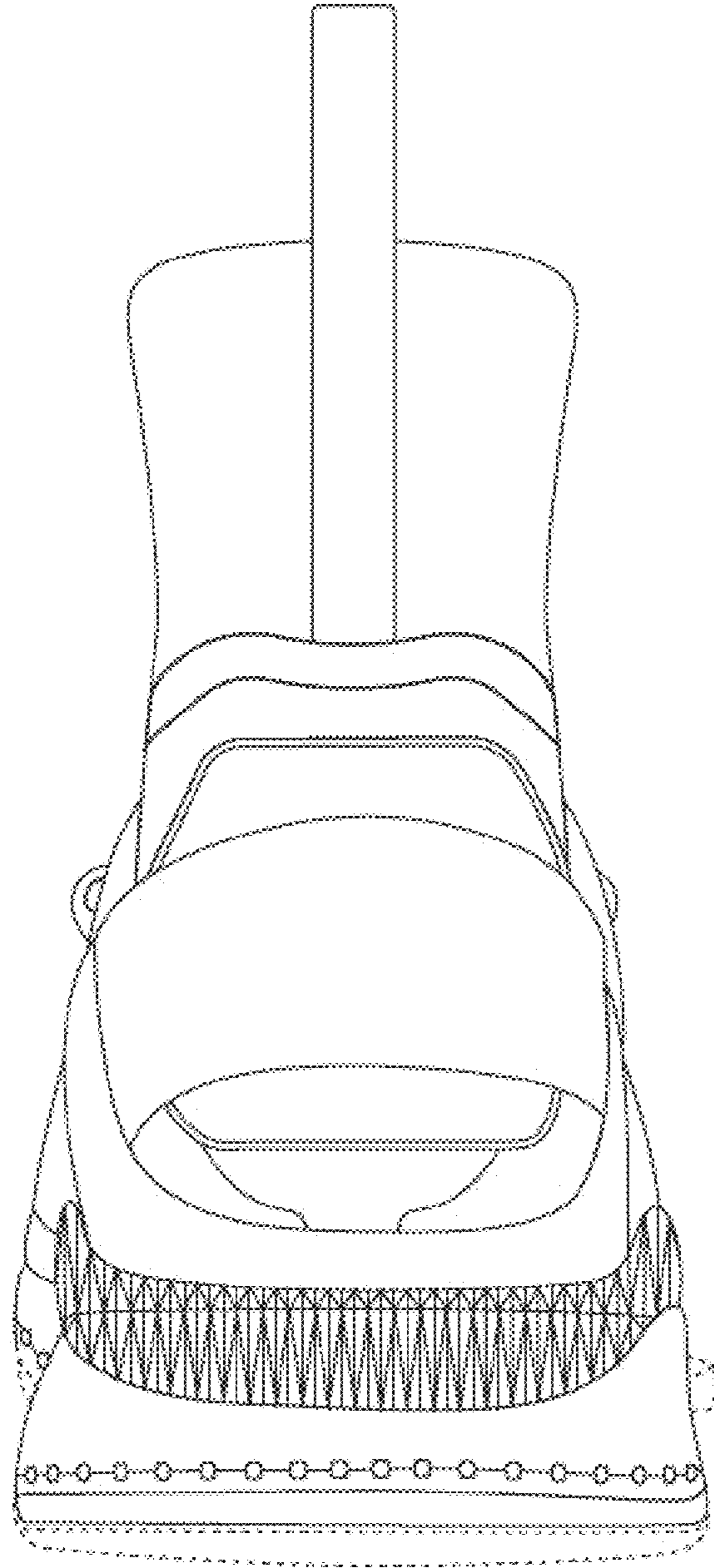


Fig. 3

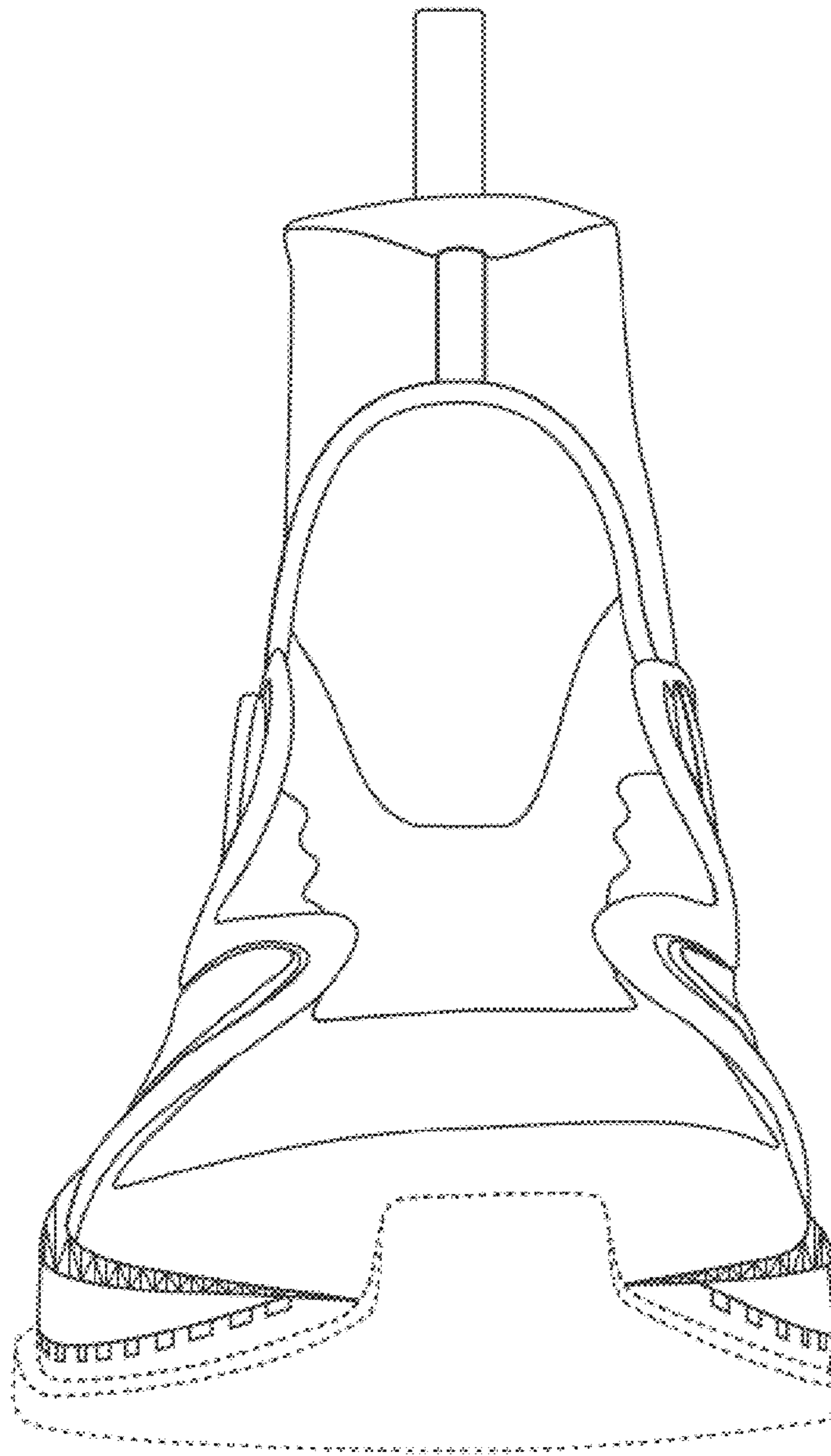


Fig. 4

Fig. 5

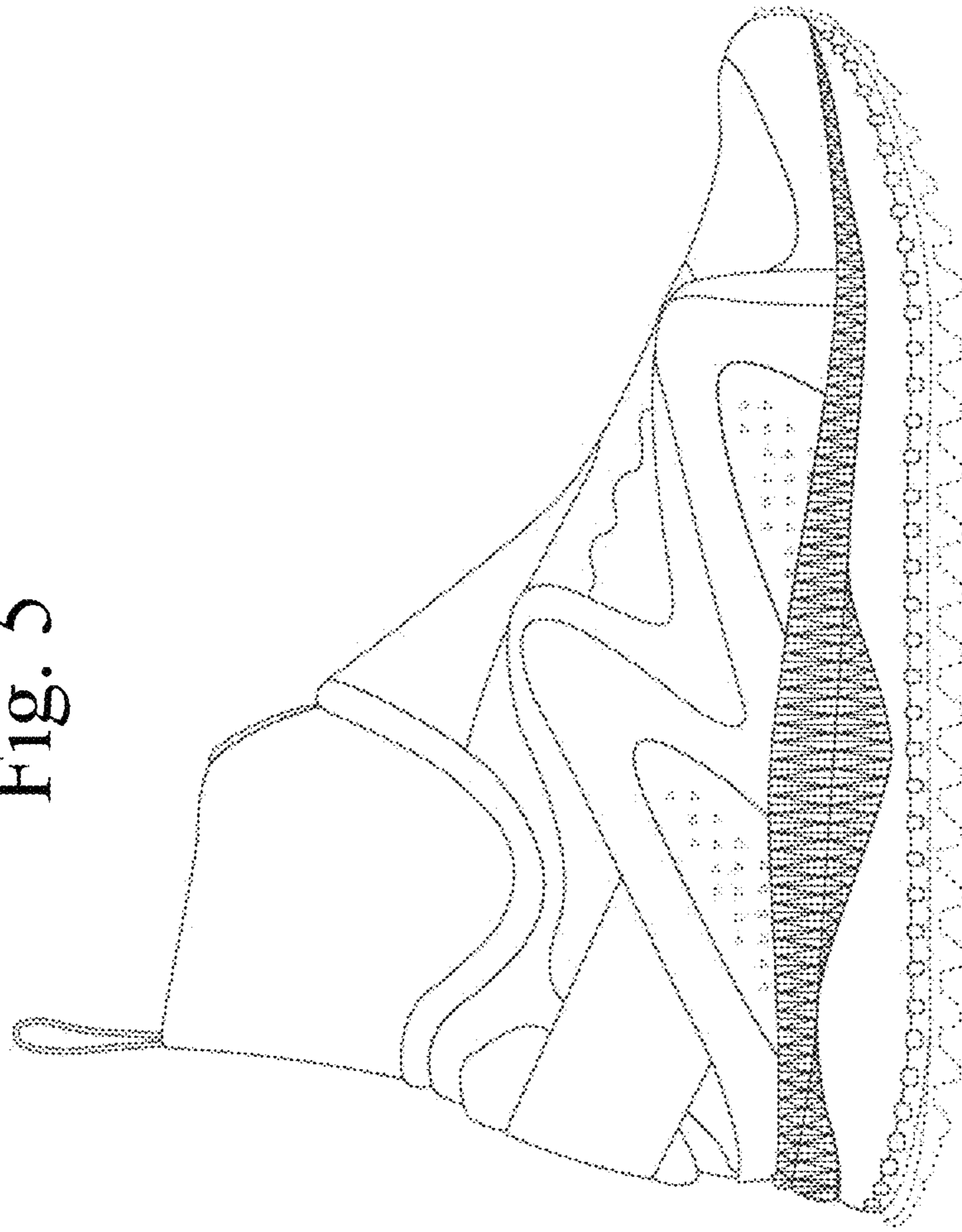
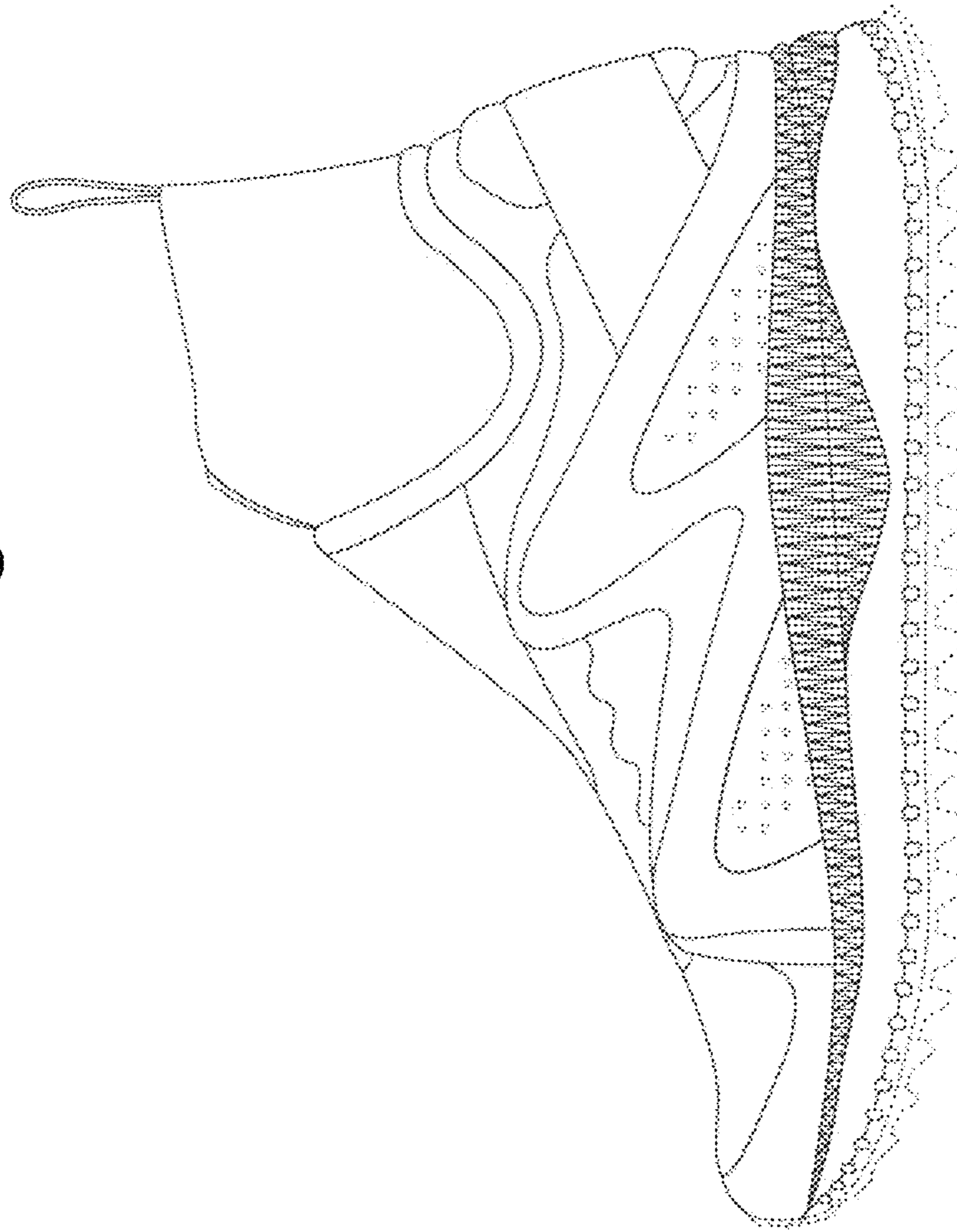


Fig. 6



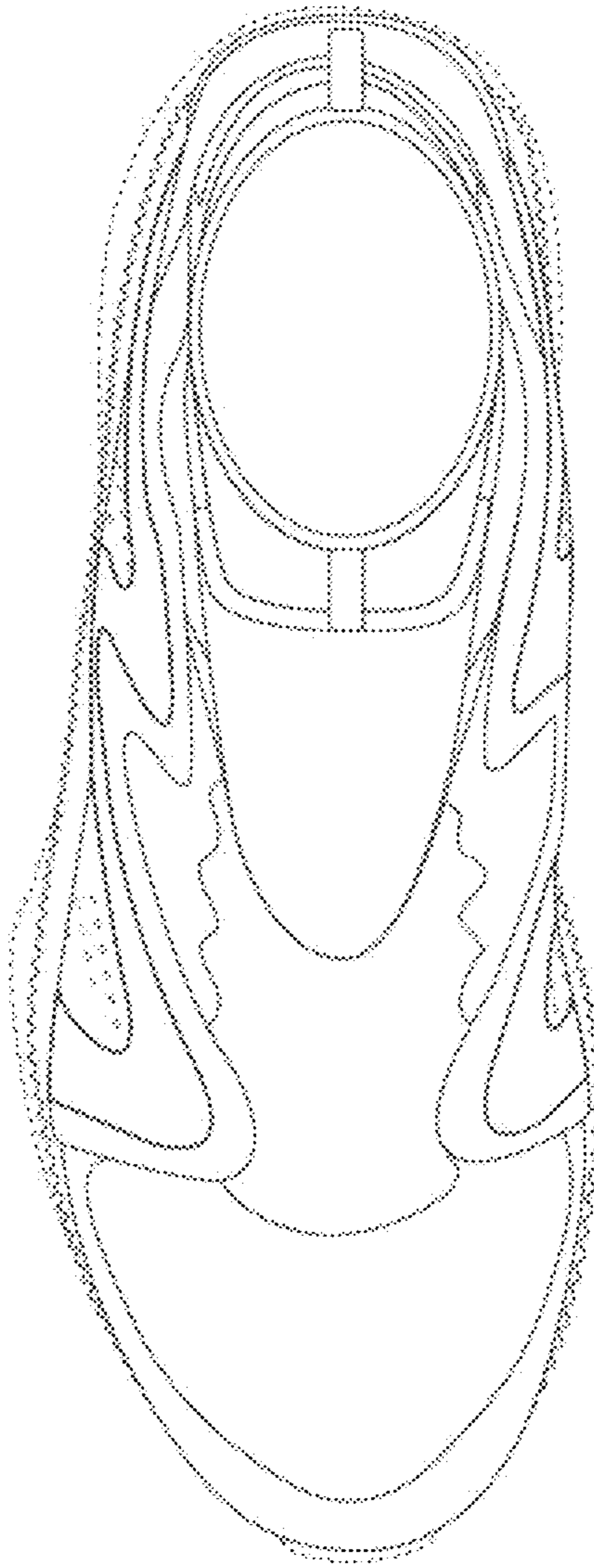


Fig. 7