



US00D865335S

(12) **United States Design Patent** (10) **Patent No.:** **US D865,335 S**
Jankowski (45) **Date of Patent:** **** Nov. 5, 2019**

- (54) **CLOTHING ARTICLE**
- (71) Applicant: **DIAMOND DUST DESIGN LLC**,
Delafield, WI (US)
- (72) Inventor: **Tamara L Jankowski**, Lannon, WI
(US)
- (73) Assignee: **DIAMOND DUST DESIGN LLC**,
Delafield, WI (US)
- (**) Term: **15 Years**
- (21) Appl. No.: **29/656,858**
- (22) Filed: **Jul. 17, 2018**

D270,869 S	10/1983	Kronberg	
4,503,566 A	3/1985	Wheeler	
D282,501 S *	2/1986	Lama	A43B 3/16 D2/912
D354,615 S	1/1995	Parker	
5,501,022 A *	3/1996	Cohn	A41D 17/00 36/100
D373,895 S *	9/1996	Bilyew	A41D 17/00 D2/807
D396,740 S	8/1998	Magilulo	
6,185,752 B1	2/2001	Hendersen	
D528,269 S	9/2006	Smith, III	
D551,828 S	10/2007	Winjum	
D643,598 S	8/2011	Ringholz	

(Continued)

Related U.S. Application Data

- (60) Division of application No. 29/557,034, filed on Mar. 4, 2016, now Pat. No. Des. 822,956, which is a continuation of application No. 29/500,682, filed on Aug. 27, 2014, now Pat. No. Des. 782,787.
- (51) **LOC (12) Cl.** **02-04**
- (52) **U.S. Cl.**
USPC **D2/901**; D2/946
- (58) **Field of Classification Search**
USPC D2/896-901, 910-913, 946, 970, 971,
D2/978; D24/190, 192
CPC A41D 17/00; A41D 17/005; A43B 3/16
See application file for complete search history.

References Cited

U.S. PATENT DOCUMENTS

1,955,487 A	1/1934	Cleofe
2,028,947 A	1/1936	Palm
D133,870 S	9/1942	Hill
2,438,308 A	3/1948	Wheaton
2,446,158 A	7/1948	Miller
D156,649 S	12/1949	Miller et al.
2,532,024 A	11/1950	Hoffman
4,001,953 A	1/1977	Fugere

OTHER PUBLICATIONS

“Leather Legs”, The Ideal Alternative to Hot and Bulky Chaps!, date unkonwn (printed on Dec. 2, 2014, 6 pages).

Primary Examiner — Rashida C. Walshon
(74) *Attorney, Agent, or Firm* — Ryan Kromholz & Manion, S.C.

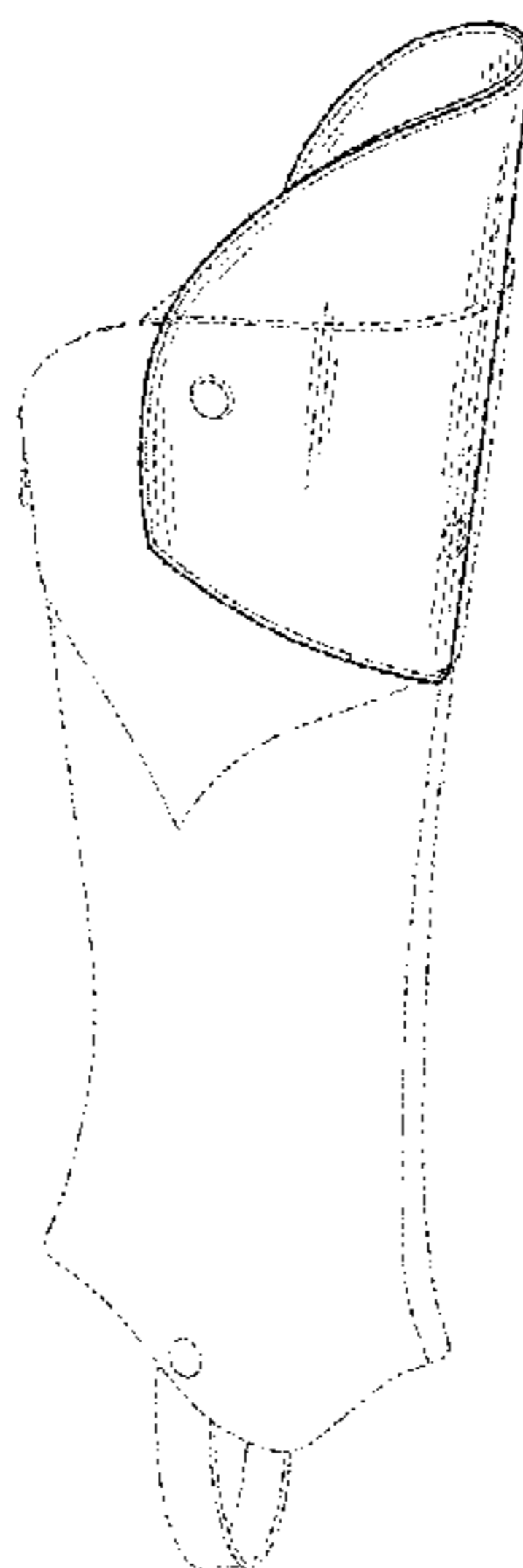
(57) **CLAIM**

The ornamental design for a clothing article, as shown and described.

DESCRIPTION

FIG. 1 is a perspective view of a clothing article according to the present invention.
FIG. 2 is a front plan view thereof, the back plan view being identical.
FIG. 3 is a right side view thereof, the left side view being identical.
FIG. 4 is a top view thereof; and,
FIG. 5 is a bottom view thereof.
The broken lines in the drawings represent unclaimed subject matter and form no part of the claim.

1 Claim, 1 Drawing Sheet



(56)

References Cited

U.S. PATENT DOCUMENTS

D740,524 S * 10/2015 Brown A43B 3/242
D2/901
9,210,959 B1 * 12/2015 Jankowski A43B 3/16
D760,908 S 7/2016 MacNeil
9,661,897 B2 * 5/2017 Thompson A43B 1/0027
D798,546 S * 10/2017 Sallan D2/901
2012/0153582 A1 * 6/2012 Feddersen, Jr. A43B 5/1691
280/11.221
2015/0250236 A1 * 9/2015 Garcia A41D 13/0543
2/22
2016/0316851 A1 * 11/2016 Markin A43B 3/242

* cited by examiner

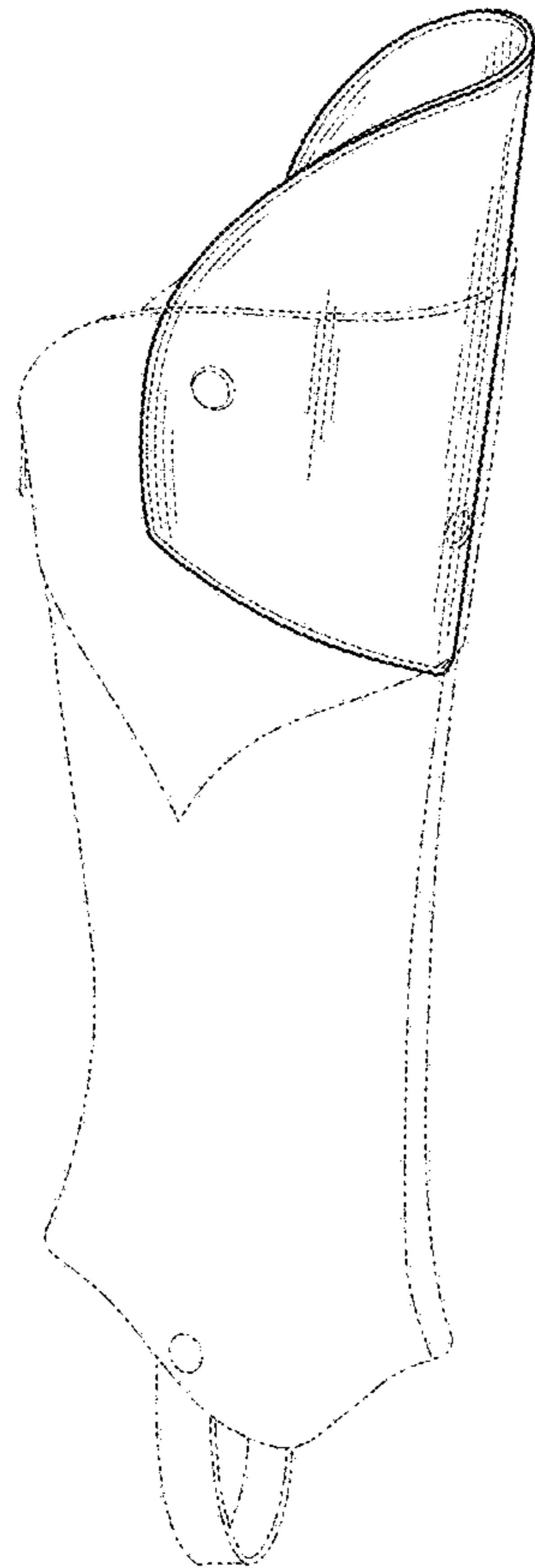


Fig. 1

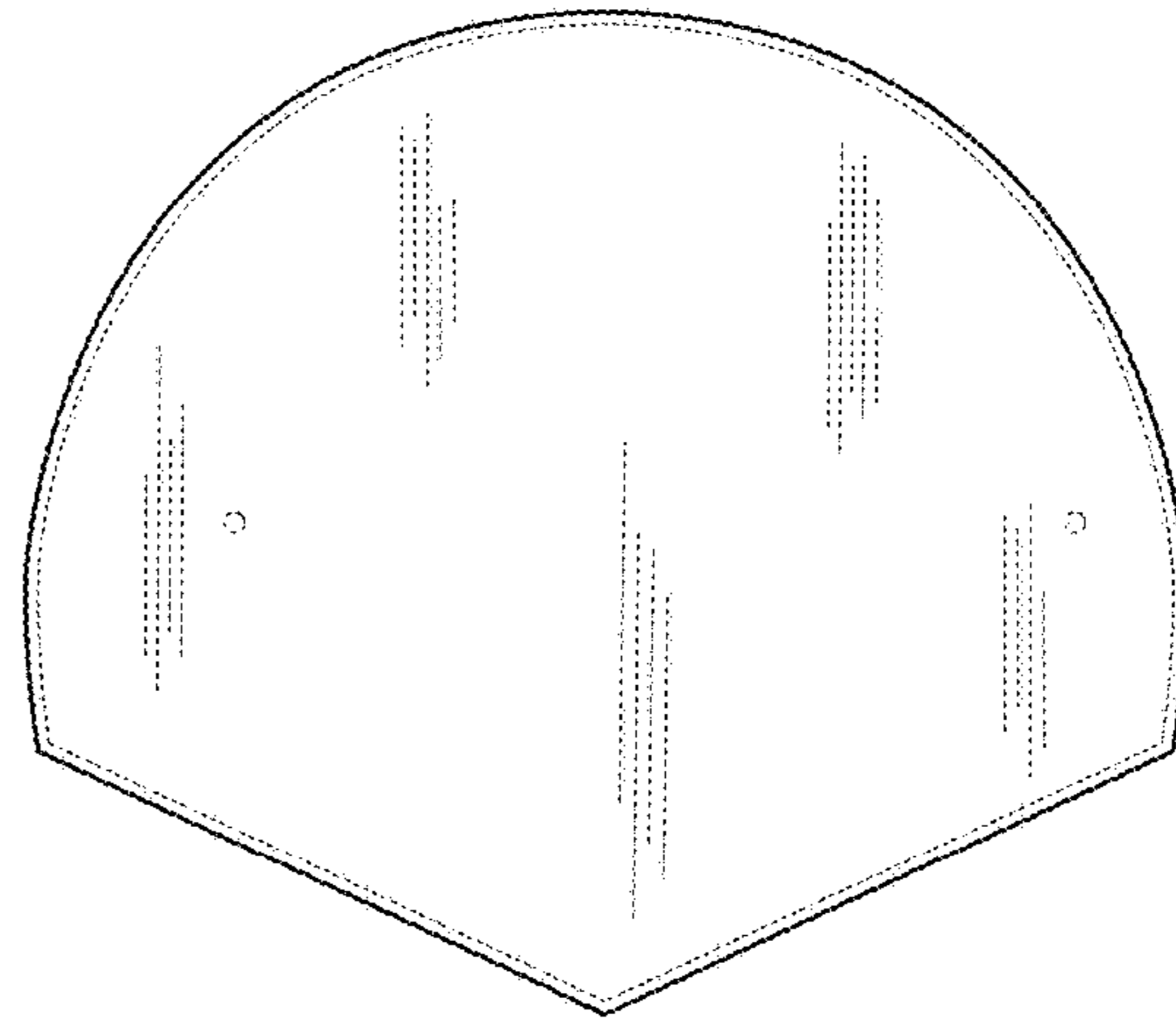


Fig. 2



Fig. 3




Fig. 4



Fig. 5