



US00D865333S

(12) **United States Design Patent** (10) **Patent No.:** **US D865,333 S**  
**Buritica et al.** (45) **Date of Patent:** **\*\* Nov. 5, 2019**

(54) **HAT LINER**  
(71) Applicant: **Xtreme Sports Safety, Inc.**, Miramar, FL (US)  
(72) Inventors: **Ruben Buritica**, Miramar, FL (US); **Alfredo Cabrera**, Weston, FL (US)  
(\*\*) Term: **15 Years**  
(21) Appl. No.: **29/647,793**  
(22) Filed: **May 15, 2018**  
(51) **LOC (12) Cl.** ..... **02-03**  
(52) **U.S. Cl.**  
USPC ..... **D2/891**  
(58) **Field of Classification Search**  
USPC ..... D2/826, 865, 866, 869, 870, 872, 873, D2/876, 878, 879, 880, 881, 882, 883, D2/884, 886, 891, 893, 895; D16/310, D16/330, 340; D21/683; D24/189, 190, D24/191, 192, 206; D26/120, 139; D29/102, 106, 109, 110, 122  
CPC ..... A42B 1/00; A42B 1/004; A42B 1/006; A42B 1/02; A42B 1/06; A42B 1/061; A42B 1/062; A42B 1/063; A42B 1/24; A42B 1/241; A61F 9/02; A61F 9/045; F21V 21/084; F21V 21/00; F21V 21/18; F21B 21/22  
See application file for complete search history.

2,420,522 A \* 5/1947 Daly ..... A42B 3/06 156/211  
D212,701 S \* 11/1968 Cefalde ..... D21/458  
3,582,990 A \* 6/1971 Frieder ..... A42B 3/06 2/6.6  
4,552,149 A \* 11/1985 Tatsuki ..... A42B 1/008 607/110  
5,343,567 A \* 9/1994 Zumbiel ..... A42B 1/004 2/195.1  
D609,802 S \* 2/2010 Harren ..... D24/108  
D612,545 S \* 3/2010 Pliszka ..... D29/122  
D640,422 S \* 6/2011 Green ..... D29/122  
D663,076 S \* 7/2012 Parsons ..... D29/122  
D674,099 S \* 1/2013 Nichols ..... D24/189  
(Continued)

**OTHER PUBLICATIONS**

S1 Helmet Top Pad, [on-line]; [Internet publication date unknown]; [retrieved from the Internet on Aug. 23, 2019]; URL: <https://shop.s1helmets.com/s1-helmet-top-pad-4mm-standard-fit/>. (1 pg). (Year: 2019).\*

*Primary Examiner* — Karen S Acker  
*Assistant Examiner* — Jasmine Mlinarcik  
(74) *Attorney, Agent, or Firm* — Christopher J. VanDam, PA; Chris Van Dam

(57) **CLAIM**

The ornamental design for a hat liner, as shown and described.

(56) **References Cited**

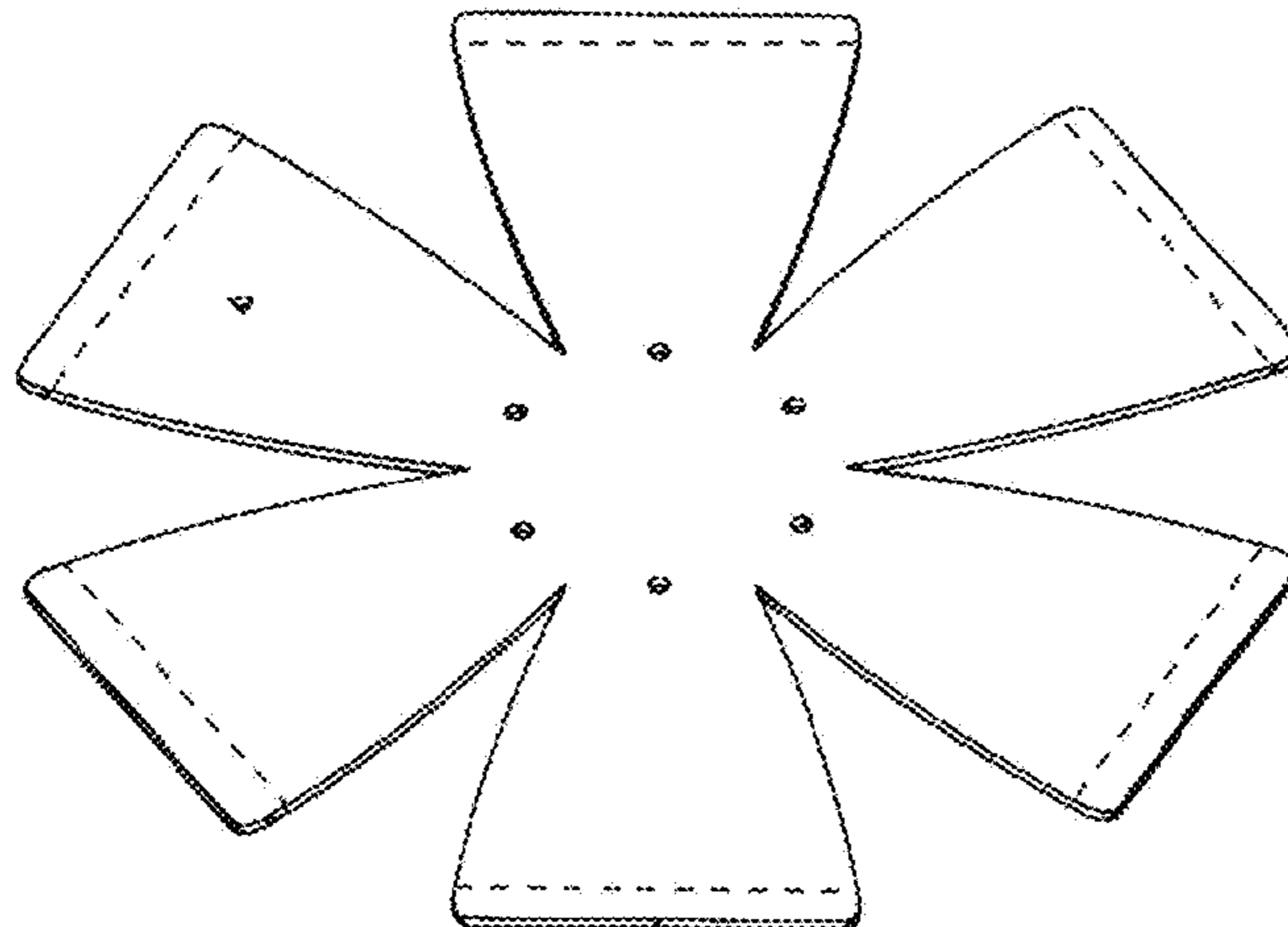
**U.S. PATENT DOCUMENTS**

D25,235 S \* 3/1896 Shaw ..... D2/885  
D26,451 S \* 12/1896 Wolfgang ..... D2/882  
1,432,280 A \* 10/1922 Doub ..... A42B 1/14 2/175.8  
1,602,727 A \* 10/1926 Turner ..... A42B 3/127 2/414  
D74,406 S \* 2/1928 Zernentsh ..... D2/876  
1,792,033 A \* 2/1931 Rayburn ..... A42B 1/12 132/274

**DESCRIPTION**

FIG. 1 is a top plan view of a hat liner;  
FIG. 2 is a top and side perspective view thereof;  
FIG. 3 is an alternative top and side perspective view thereof;  
FIG. 4 is a bottom perspective view; and,  
FIG. 5 is a bottom and side perspective view thereof.  
The broken lines depict claimed perforations in the hat liner.

**1 Claim, 3 Drawing Sheets**



(56)

**References Cited**

U.S. PATENT DOCUMENTS

D679,073 S \* 4/2013 Sherman ..... D2/869  
D713,603 S \* 9/2014 Vito ..... A42B 3/125  
D29/102  
D748,376 S \* 2/2016 Chukhadarian-Gharibian .....  
D2/869  
9,364,039 B2 \* 6/2016 Pusateri ..... A42B 1/069  
D767,151 S \* 9/2016 Wurapa ..... D24/189  
D830,041 S \* 10/2018 Wonsey ..... D2/877  
2017/0105461 A1 \* 4/2017 Hancock ..... A42B 3/127

\* cited by examiner

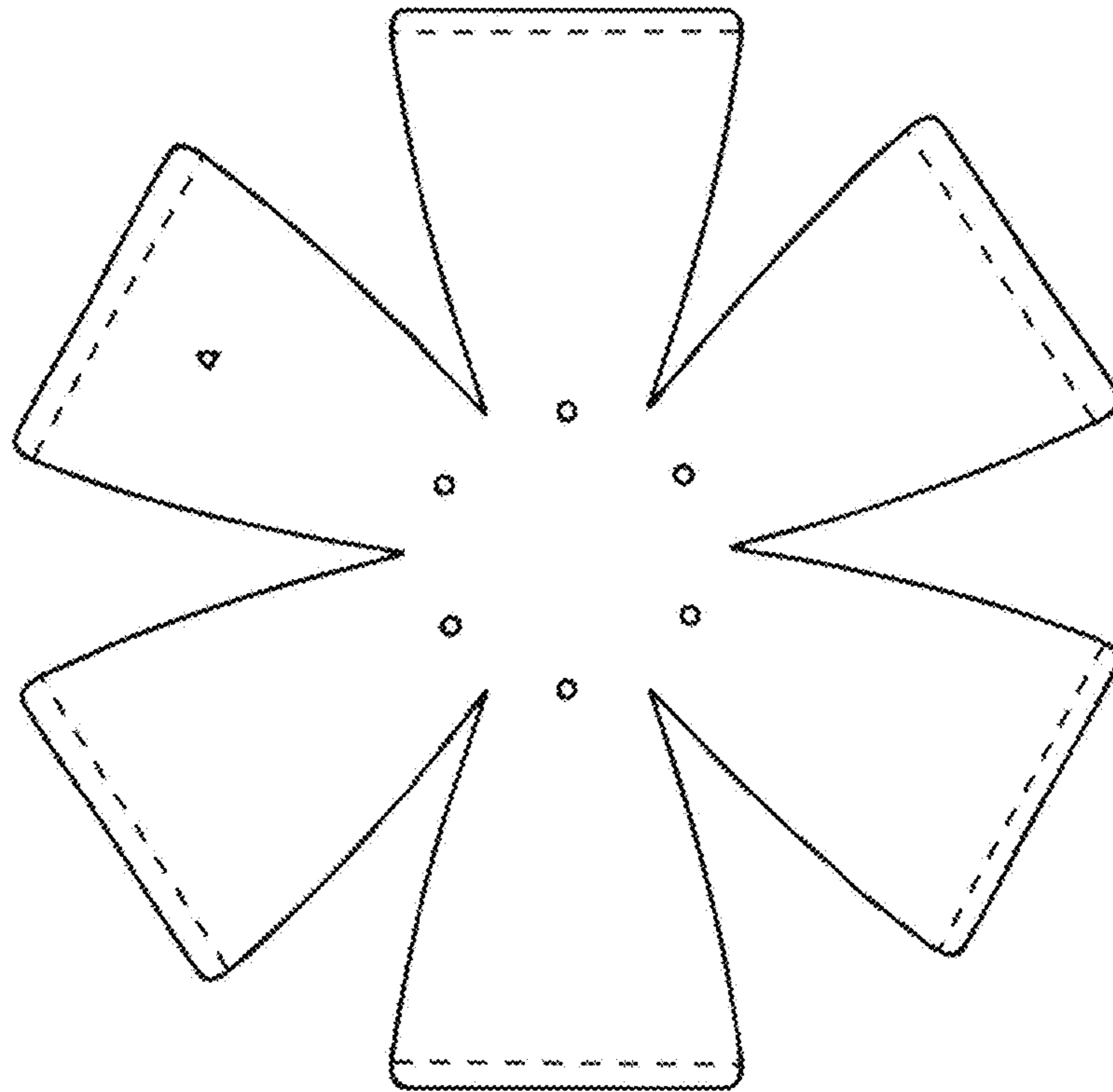


Fig. 1

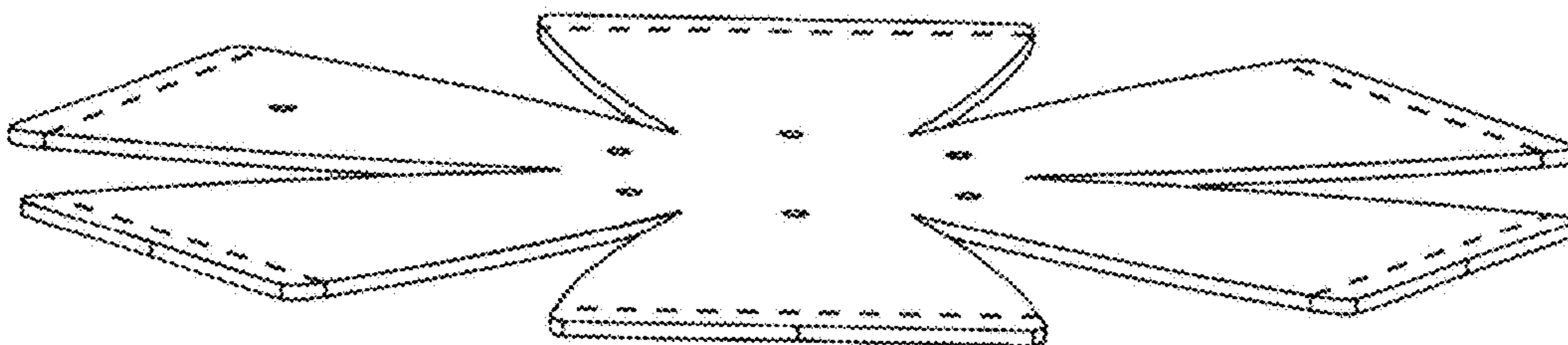


Fig. 2

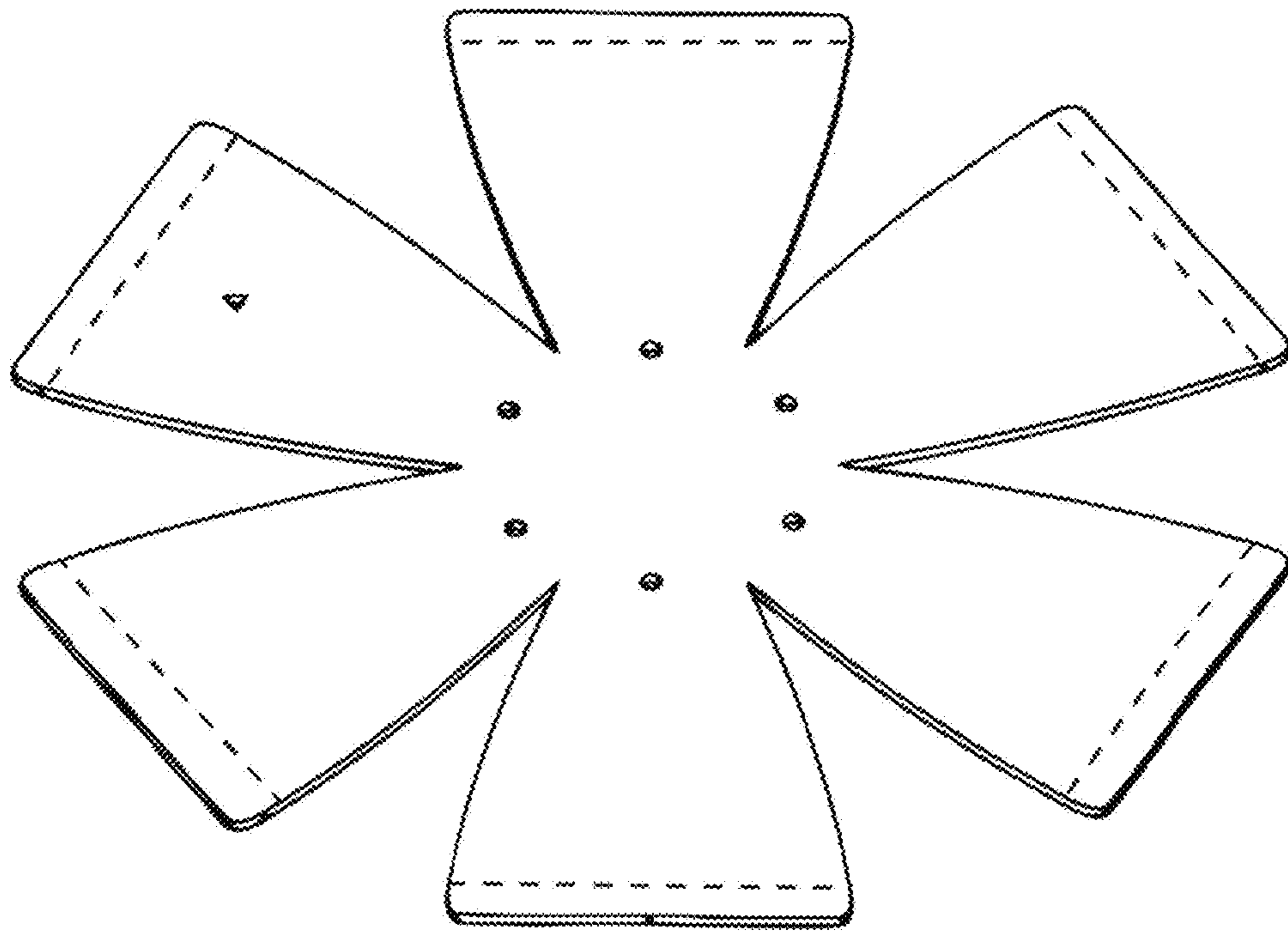


Fig. 3

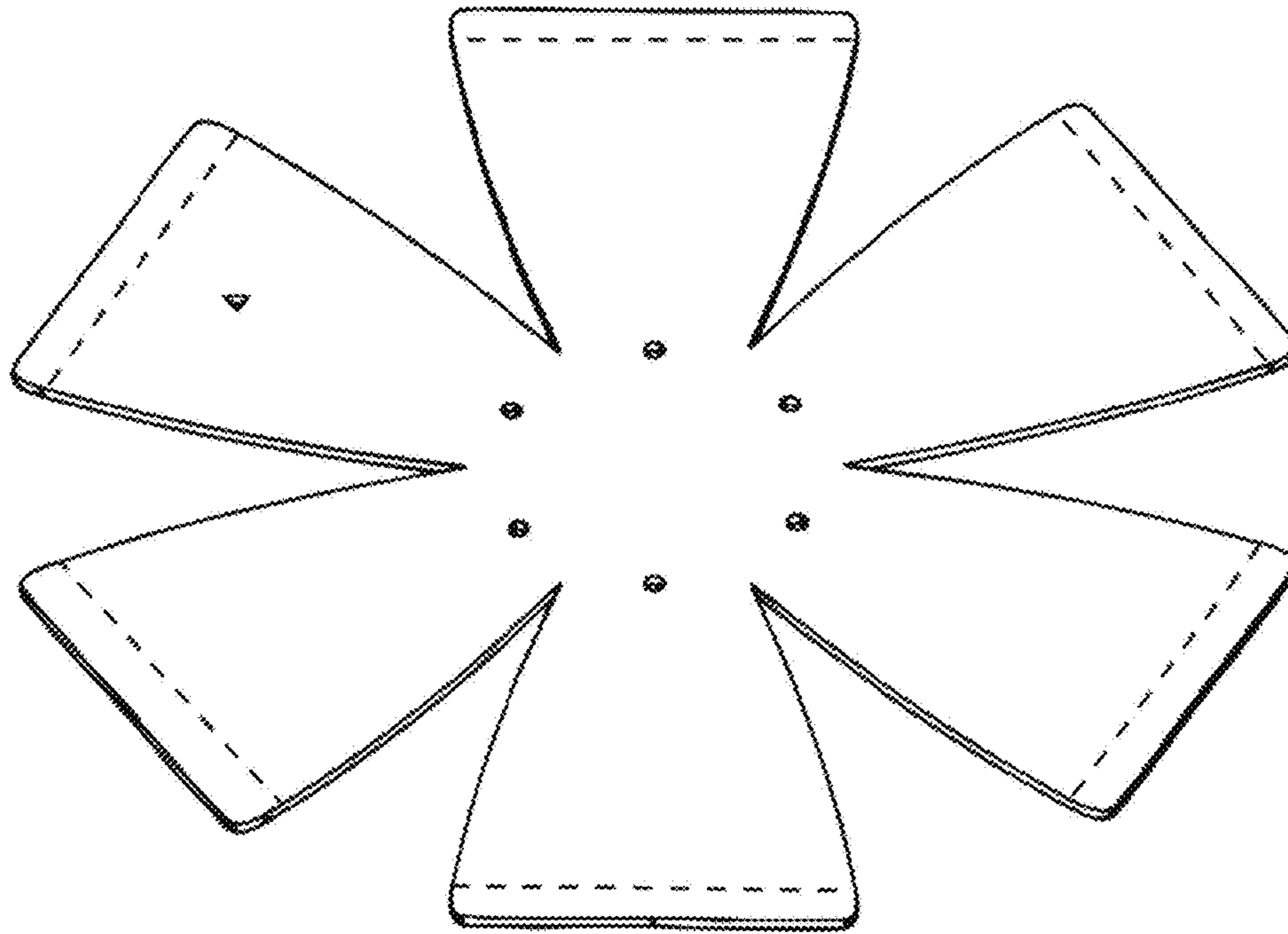


Fig. 4

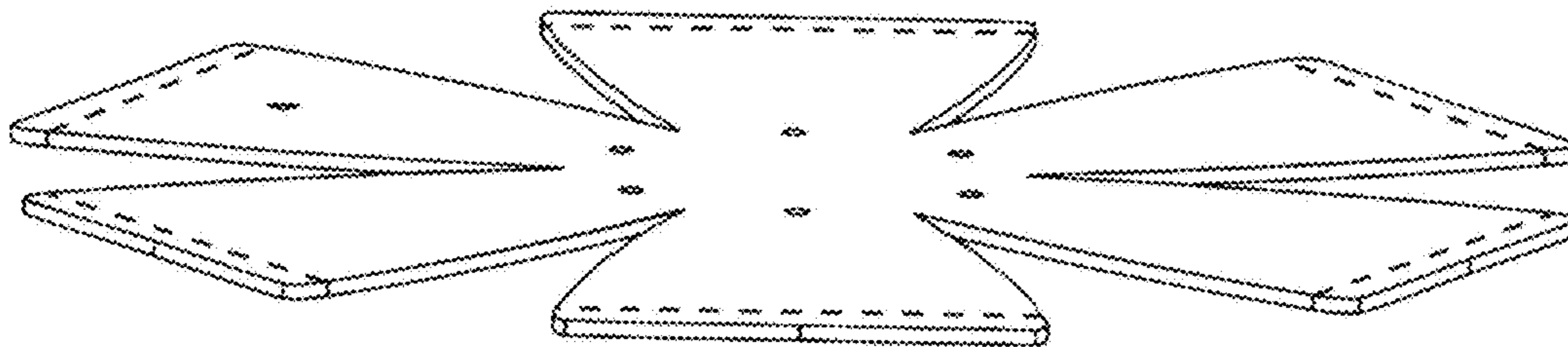


Fig. 5