



US00D865307S

(12) **United States Design Patent** (10) **Patent No.:** **US D865,307 S**
Noel (45) **Date of Patent:** **** Oct. 29, 2019**

(54) **GRILL SCRAPER**
(71) Applicant: **Victor George Noel**, Edmonton (CA)
(72) Inventor: **Victor George Noel**, Edmonton (CA)
(**) Term: **15 Years**
(21) Appl. No.: **29/633,206**
(22) Filed: **Jan. 12, 2018**

(30) **Foreign Application Priority Data**

Jul. 25, 2017 (CA) 176036

(51) **LOC (12) Cl.** **07-05**
(52) **U.S. Cl.**
USPC **D32/46**
(58) **Field of Classification Search**
USPC D32/40-43, 45-46
CPC B08B 1/00
See application file for complete search history.

(56) **References Cited**

U.S. PATENT DOCUMENTS

2,331,676 A * 10/1943 Hansen A47L 13/08
15/236.05
2,824,323 A * 2/1958 Tos A47J 37/06
15/104.04
D247,278 S * 2/1978 Dunn, Jr. D32/46
4,112,537 A * 9/1978 Heuck A47J 37/0786
15/105
D265,940 S * 8/1982 Olsson D32/46
D269,944 S * 8/1983 Young D32/40
4,958,403 A * 9/1990 Martin A47L 17/06
15/104.04
5,373,600 A 12/1994 Stojanovski et al.
5,437,074 A * 8/1995 White A47L 13/02
15/105
D386,857 S * 11/1997 Lawrence D32/35
D388,572 S * 12/1997 Gold D32/46
D390,191 S * 2/1998 Byfield, Jr. D13/147
D398,110 S * 9/1998 Zemel D32/42

D422,766 S * 4/2000 Whitman D32/46
D520,203 S * 5/2006 Hardy D32/41
D584,021 S * 12/2008 Velez D32/41
D664,319 S * 7/2012 Thompson D32/46
D677,847 S * 3/2013 Thompson D32/46
D680,700 S * 4/2013 Ung D32/46
D688,280 S * 8/2013 Lu D15/136
D693,077 S * 11/2013 Thompson D32/46
D745,575 S * 12/2015 Losen D15/32
2005/0150070 A1 7/2005 Persichina et al.

(Continued)

FOREIGN PATENT DOCUMENTS

KR 300792365.0000 * 10/2014

OTHER PUBLICATIONS

Access Tools SJ2 The Slim Jim, reviews 2014, [https://jmcautomotiveequipment.com/...](https://jmcautomotiveequipment.com/)
UT26R229MqojRICdLtoBZ5DQUd8XYy7JjHA4ob6K9SW_
JwvG2awvmK_UaAoAcEALw_wcB, site visited Jan. 22, 2019.*

(Continued)

Primary Examiner — John Windmuller
Assistant Examiner — John R Yeh
(74) *Attorney, Agent, or Firm* — Davis & Bujold PLLC;
Michael J. Bujold

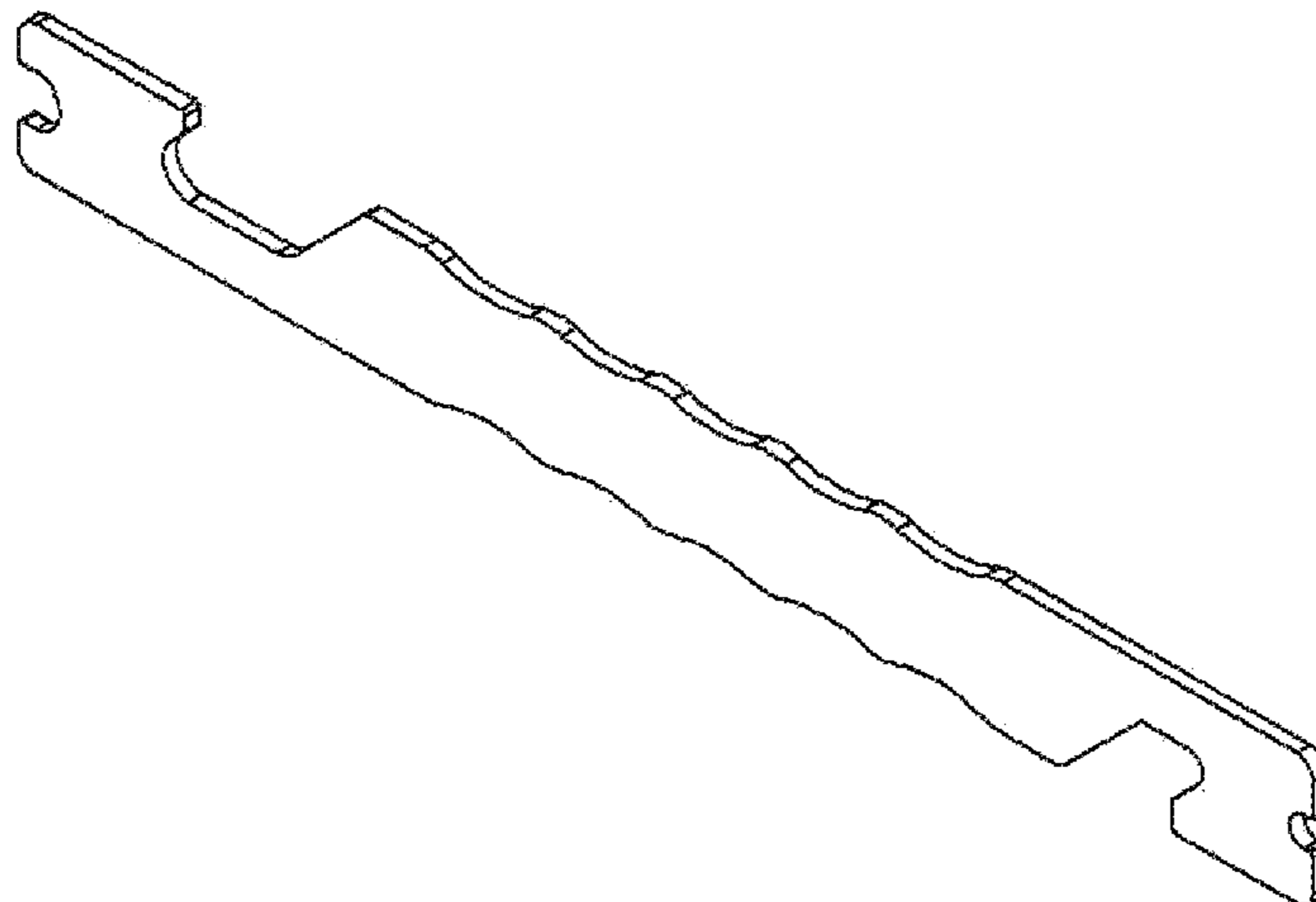
(57) **CLAIM**

I claim the ornamental design for a grill scraper, as shown and described.

DESCRIPTION

FIG. 1 is a perspective view.
FIG. 2 is a left end elevation view.
FIG. 3 is a top plan view.
FIG. 4 is a side elevation view.
FIG. 5 is a bottom plan view of the grill scraper; and,
FIG. 6 is a right end elevation view.

1 Claim, 2 Drawing Sheets



(56)

References Cited

U.S. PATENT DOCUMENTS

2017/0203336 A1* 7/2017 Rosenberger B08B 1/005

OTHER PUBLICATIONS

Amazon.com : The Original Great Grill Scraper, reviews 2016, aite visited Jan. 22, 2019, https://www.amazon.com...8179334718319&hvpon=&hvptwo=&hvqmt=&hvdev=c&hvdvcmidl=&hvlocint=&hvlocphy=9008192&hvtargid=pla-351309735995&psc=1#customerReviews.*

Bull Outdoor Grill Scraper—tailored to fit Bull grill grates, website 2018, https://www.meatprocessingproducts.com/...tml?gclid=Cj0KCQiAm5viBRD4ARIsADGUT27fvCAw8OqDJxjxjMeQVfuQGqzj1Qace1fgxxnJg2o5z7Fvqv2gWNYaAlfiEALw_wcB, site visited Jan. 22, 2019.*

* cited by examiner

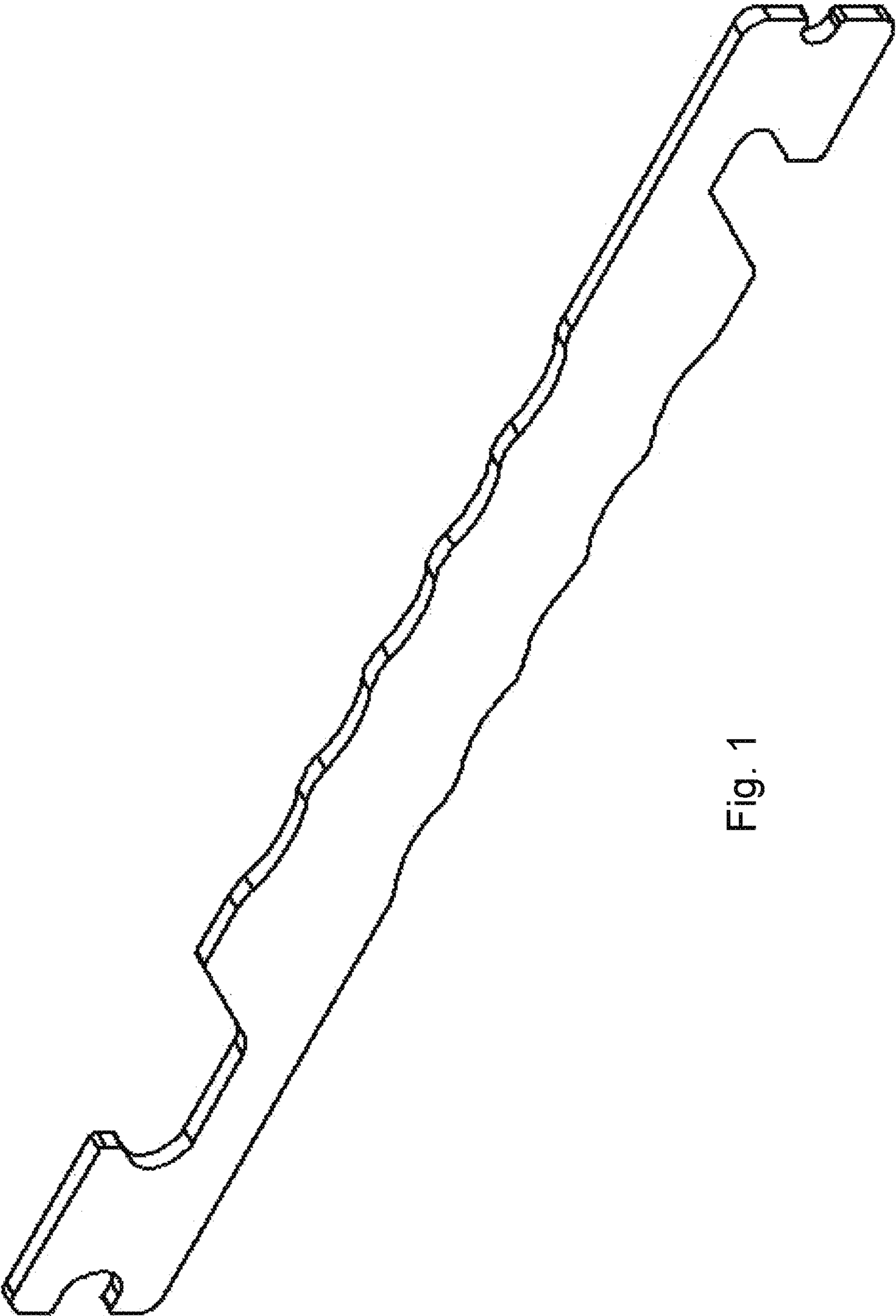


Fig. 1



Fig. 3




Fig. 2




Fig. 4



Fig. 6



Fig. 5