



US00D865298S

(12) **United States Design Patent** (10) **Patent No.:** **US D865,298 S**  
**Wanders** (45) **Date of Patent:** **\*\* Oct. 29, 2019**

(54) **PACKAGING CONTAINER FOR LIPSTICK**

(71) Applicant: **WONDERS HOLDING BV**,  
Amsterdam (NL)

(72) Inventor: **Marcel Wanders**, Amsterdam (NL)

(73) Assignee: **WONDERS HOLDING BV**,  
Amsterdam (NL)

(\*\*) Term: **15 Years**

(21) Appl. No.: **29/632,691**

(22) Filed: **Jan. 9, 2018**

(30) **Foreign Application Priority Data**

Nov. 10, 2017 (JP) ..... 2017-025159

(51) **LOC (12) Cl.** ..... **28-03**

(52) **U.S. Cl.**  
USPC ..... **D28/88**

(58) **Field of Classification Search**  
USPC ..... D28/4, 76, 77, 82, 83, 85-90; D9/503,  
D9/529, 556, 727, 745  
CPC ..... A45D 34/04; A45D 40/00; A45D 40/02;  
A45D 40/18; A45D 40/26; A45D 40/262;  
A45D 33/00; A45D 33/14; A45D 34/06;  
A45D 34/041; A45D 2200/053  
See application file for complete search history.

(56) **References Cited**

**U.S. PATENT DOCUMENTS**

D228,544 S \* 10/1973 Swenson ..... D28/88  
D343,926 S \* 2/1994 Garouste ..... D28/88  
D363,225 S \* 10/1995 Kudo ..... D9/520  
D448,121 S \* 9/2001 Gebb ..... D28/88

D483,273 S \* 12/2003 Lloyd ..... D9/549  
D521,383 S \* 5/2006 Priestman ..... D28/76  
D521,384 S \* 5/2006 Priestman ..... D28/76  
D559,110 S \* 1/2008 Marx ..... D9/529  
D644,516 S \* 9/2011 Howell ..... D9/435  
D705,657 S \* 5/2014 Cole ..... D28/76  
D782,313 S \* 3/2017 Roser ..... D9/504  
D825,845 S \* 8/2018 Dittmer ..... D28/4

\* cited by examiner

*Primary Examiner* — Jennifer Rivard

*Assistant Examiner* — Alison M Ofstun

(74) *Attorney, Agent, or Firm* — Bacon & Thomas, PLLC

(57) **CLAIM**

The ornamental design for a packaging container for lip-  
stick, as shown and described.

**DESCRIPTION**

FIG. 1 is a perspective view of a packaging container for  
lipstick.

FIG. 2 is a perspective view thereof, showing the lid off to  
show aspects of the design that are not clearly visible when  
combined.

FIG. 3 is a front view thereof.

FIG. 4 is a rear view thereof.

FIG. 5 is a top plan view thereof.

FIG. 6 is a bottom plan view thereof.

FIG. 7 is a right side view thereof.

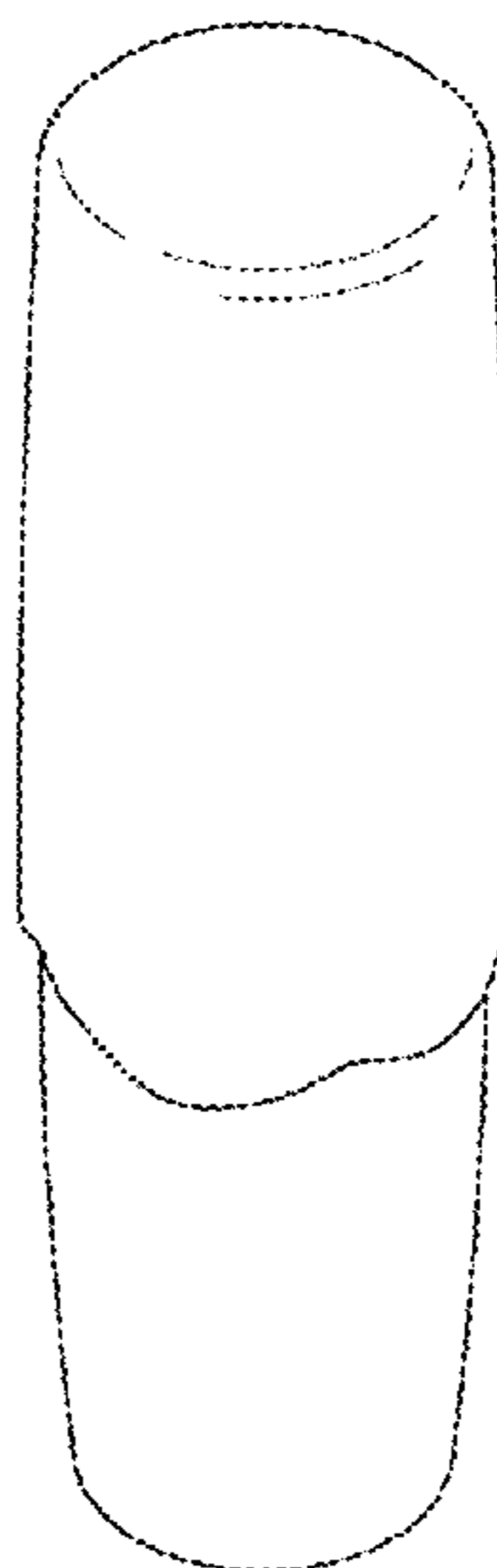
FIG. 8 is a left side view thereof.

FIG. 9 is a sectional view taken along line 9-9 of FIG. 3  
thereof; and,

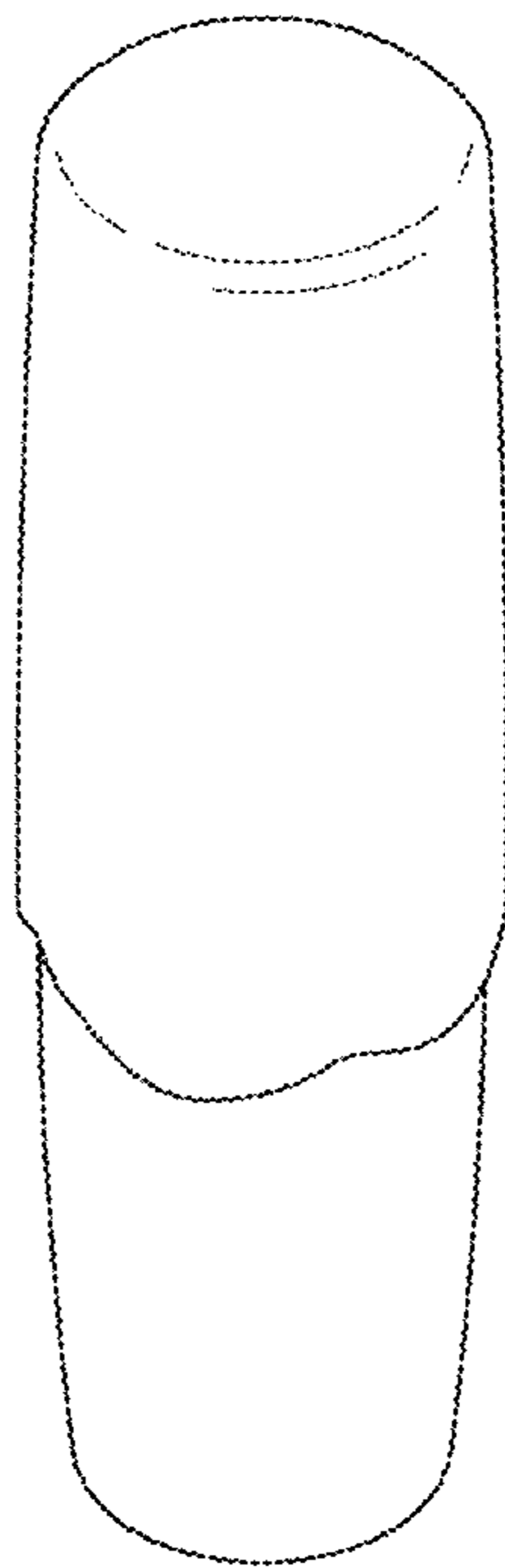
FIG. 10 is a sectional view taken along line 10-10 of FIG.  
3 thereof.

The broken lines in the figures represent portions of the  
article which form no part of the claimed design.

**1 Claim, 10 Drawing Sheets**



**FIG. 1**



**FIG. 2**

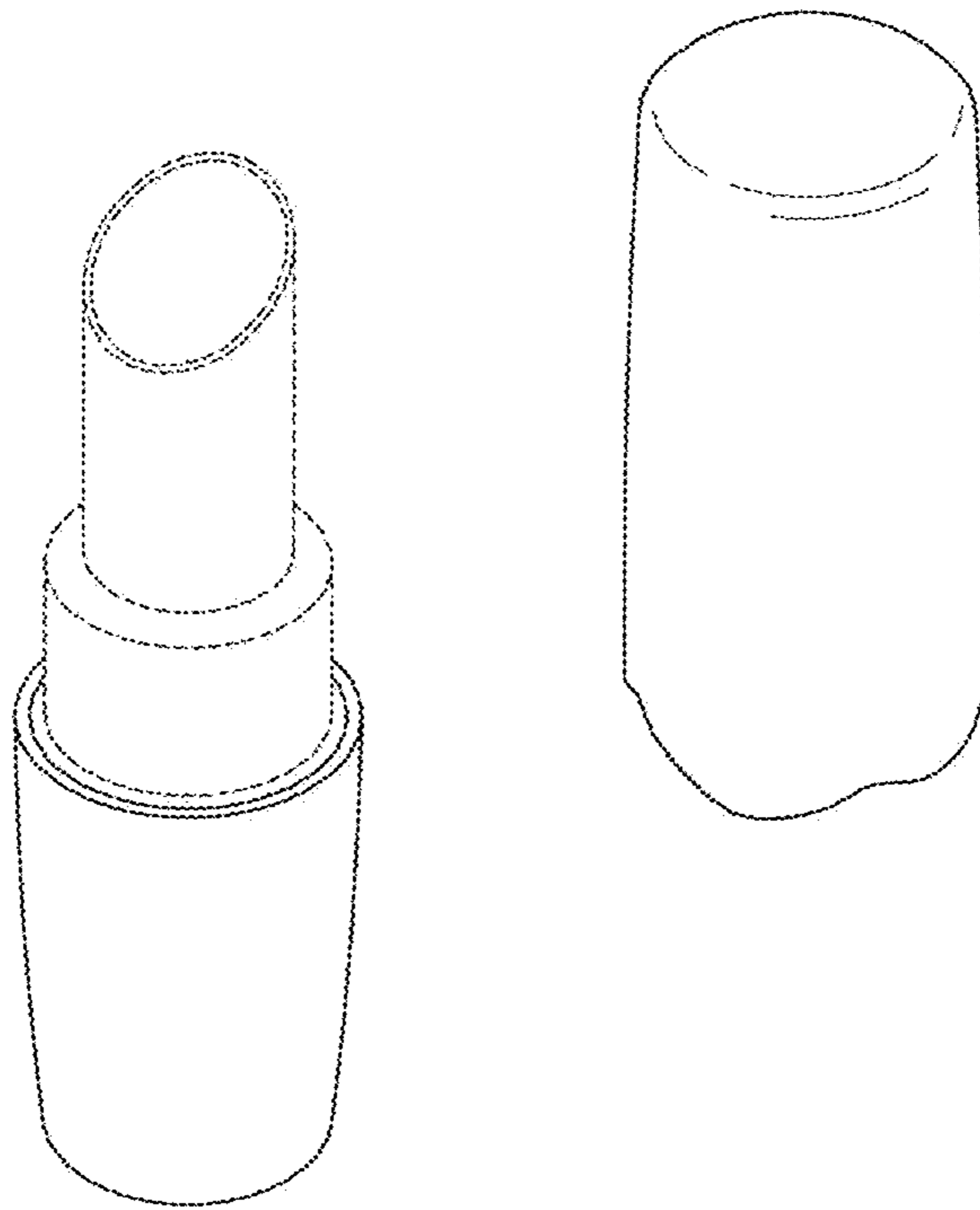

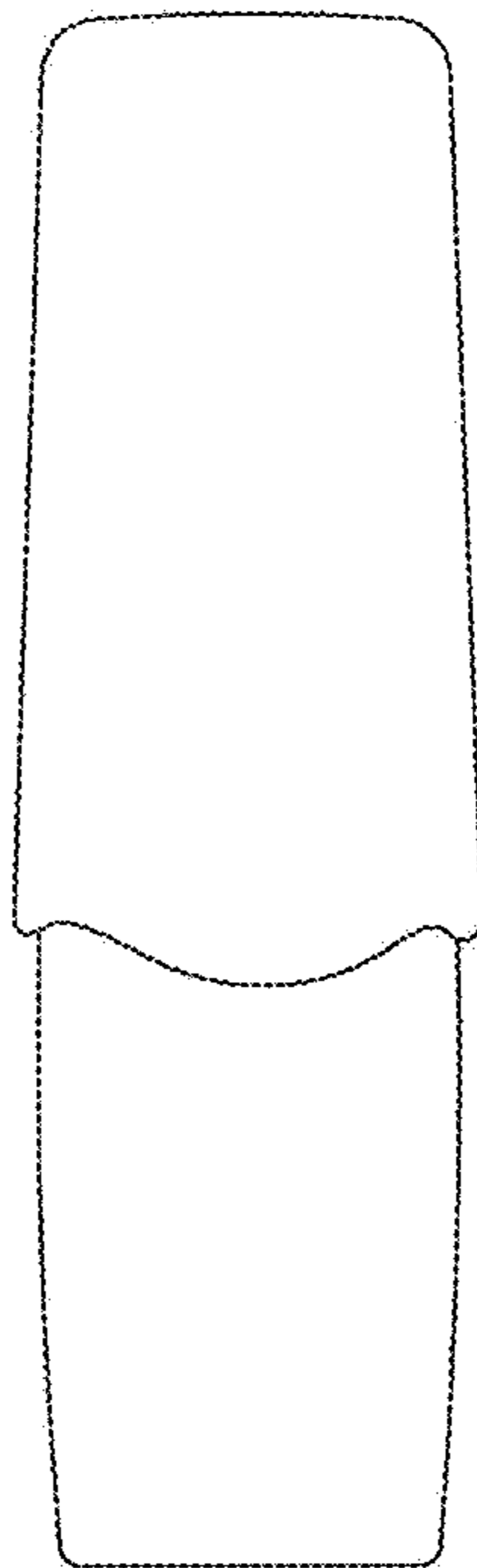


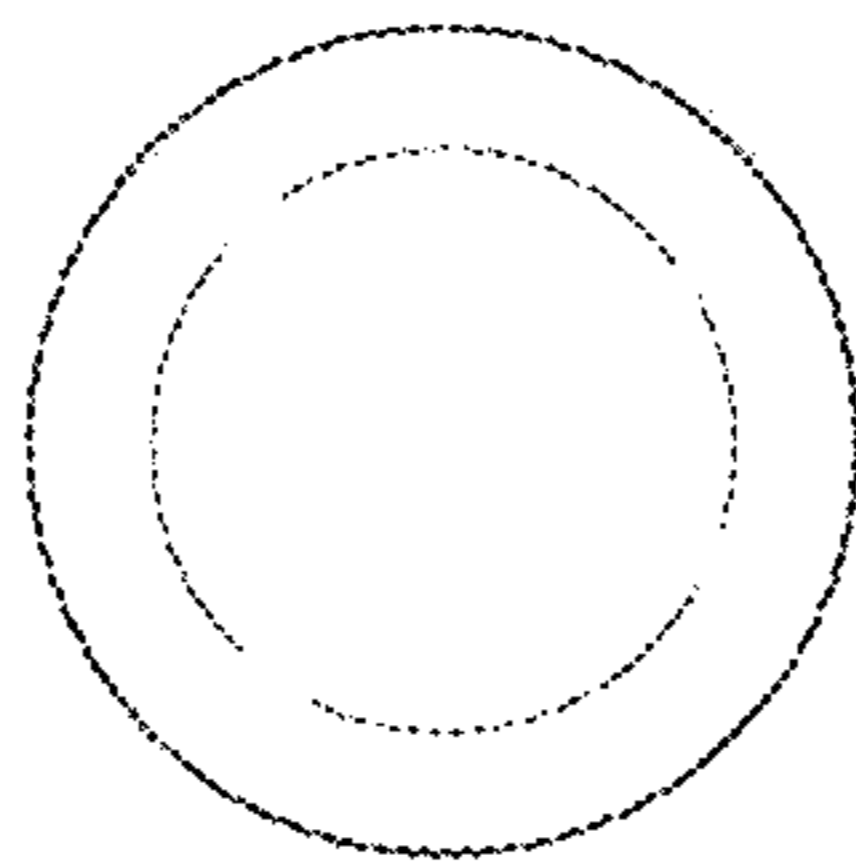
FIG. 3



**FIG. 4**



**FIG. 5**



**FIG. 6**

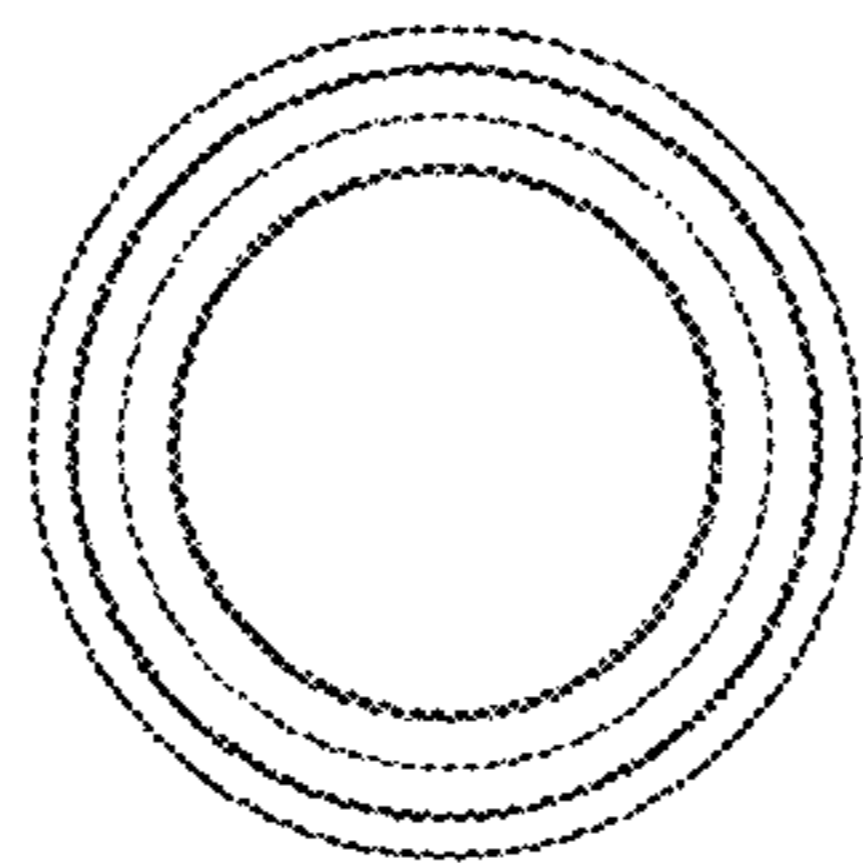


FIG. 7

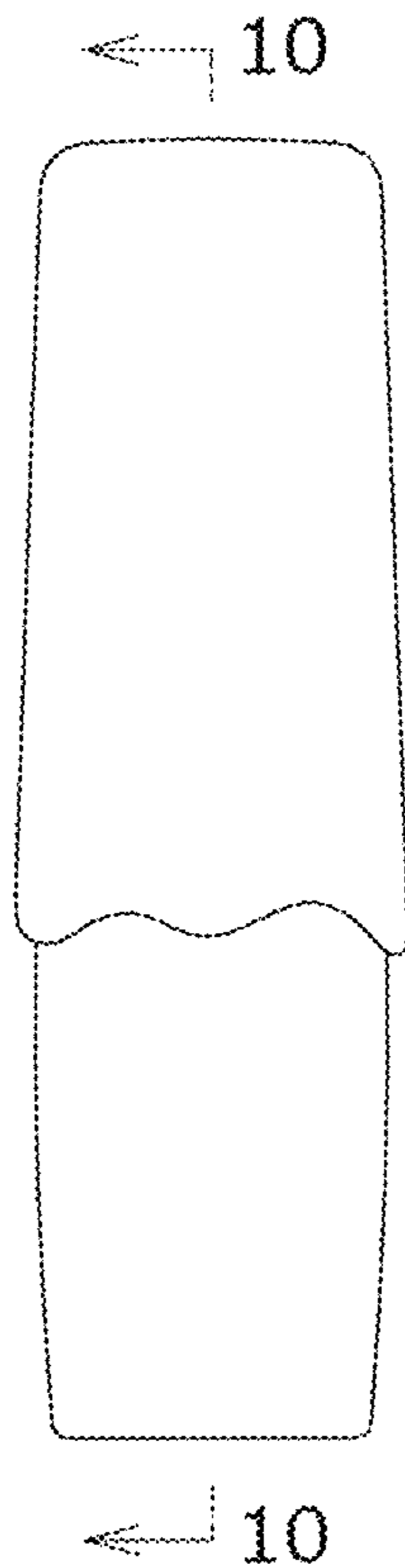




FIG. 8




FIG. 9

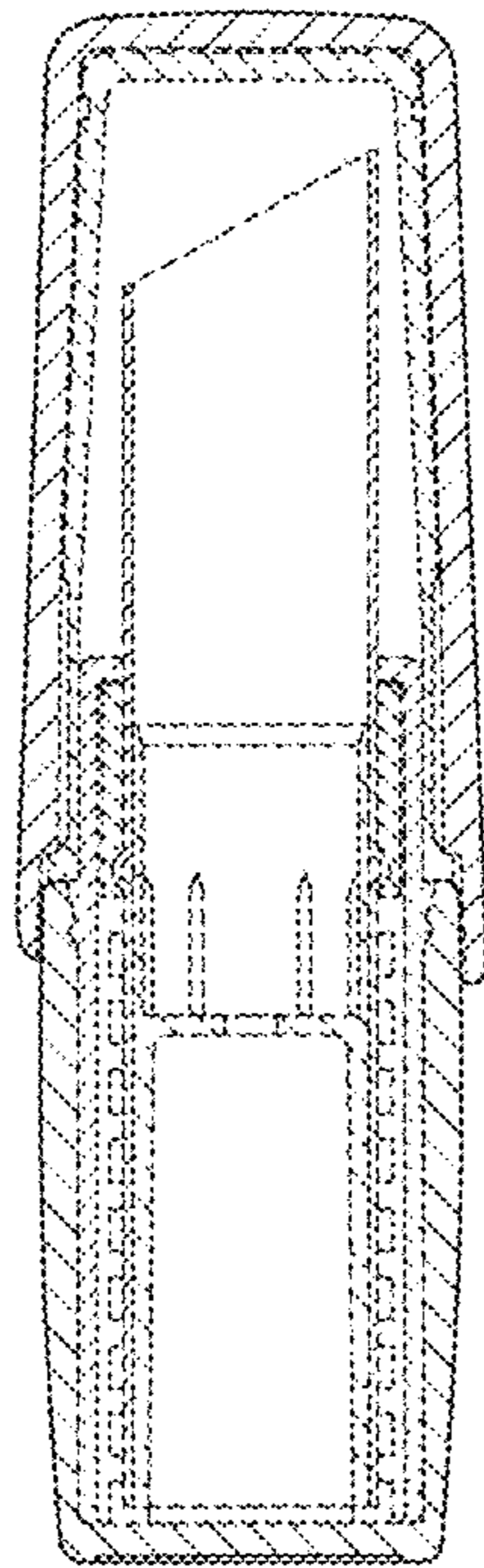


FIG. 10

