



US00D865289S

(12) **United States Design Patent**  
**Huang**

(10) **Patent No.:** **US D865,289 S**

(45) **Date of Patent:** **\*\* Oct. 29, 2019**

(54) **EPILATOR**

(71) Applicant: **Zuzhang Huang**, Shenzhen (CN)

(72) Inventor: **Zuzhang Huang**, Shenzhen (CN)

(\*\*) Term: **15 Years**

(21) Appl. No.: **29/695,248**

(22) Filed: **Jun. 18, 2019**

(51) **LOC (12) Cl.** ..... **28-03**

(52) **U.S. Cl.**  
USPC ..... **D28/44.1**; D24/209; D24/214

(58) **Field of Classification Search**  
USPC ..... D28/44.1; D24/209, 133, 146, 214  
CPC .. A61B 2018/0047; A61B 2018/00452; A61B  
2018/00476; A61B 18/00; A61B 18/203;  
A45D 26/00; A45D 26/0004-0009  
See application file for complete search history.

(56) **References Cited**

**U.S. PATENT DOCUMENTS**

D589,650 S *	3/2009	Adriaenssen	.....	D24/133
D653,811 S *	2/2012	BenZion	.....	D24/133
D672,919 S	12/2012	Campbell		
D705,939 S *	5/2014	Bradley	.....	D24/209
D705,990 S	5/2014	Byun		
D706,980 S *	6/2014	Tasar	.....	D24/133
D710,055 S	7/2014	Tasar et al.		
D808,076 S *	1/2018	Gabriele	.....	D28/44.1

D827,929 S *	9/2018	Mathieu	.....	D28/44
10,194,985 B2 *	2/2019	Speelpenning	.....	A61N 5/0616
D843,656 S *	3/2019	Zhang	.....	D28/44.1
10,219,862 B2 *	3/2019	Kindermann	.....	A61B 18/18
D844,896 S *	4/2019	Levi	.....	D28/44.1
2016/0287333 A1 *	10/2016	Morrison	.....	A61B 18/203

**OTHER PUBLICATIONS**

Pretihom Facial and Body hair removal, 1 page, reviewed as early as May 2019, [https://www.amazon.com/PretiHom-Facial-Permanent-Laser-Removal/dp/B07PT3T9PX/ref=cm\\_cr\\_arp\\_d\\_product\\_top?ie=UTF8](https://www.amazon.com/PretiHom-Facial-Permanent-Laser-Removal/dp/B07PT3T9PX/ref=cm_cr_arp_d_product_top?ie=UTF8).\*

\* cited by examiner

*Primary Examiner* — Jennifer Rivard  
(74) *Attorney, Agent, or Firm* — HYIP

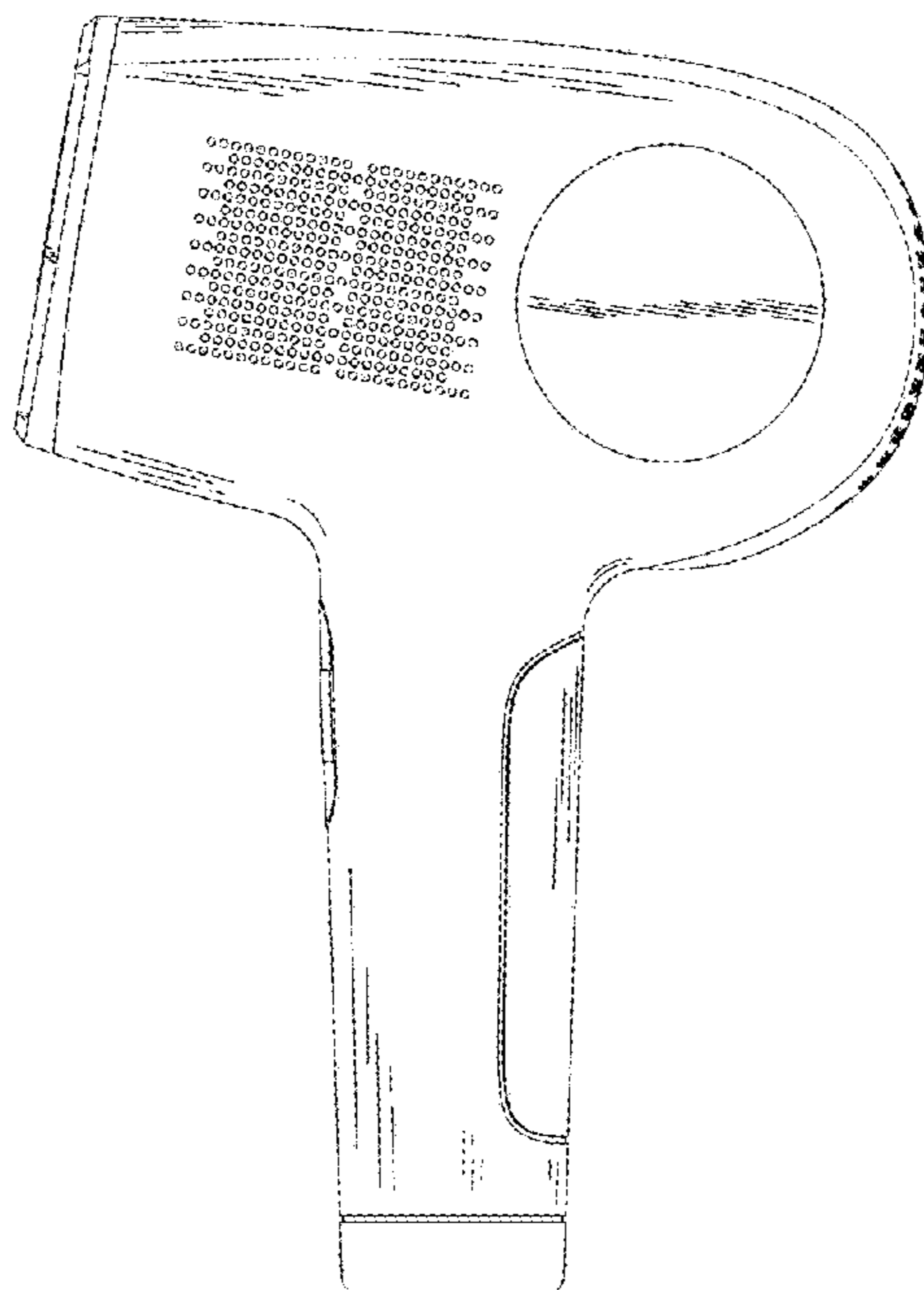
(57) **CLAIM**

The ornamental design for an epilator, as shown and described.

**DESCRIPTION**

FIG. 1 is a back view of an epilator showing my new design; FIG. 2 is a front view thereof; FIG. 3 is a right side view thereof; FIG. 4 is a left side view thereof; FIG. 5 is a top view thereof; FIG. 6 is an inverted bottom view thereof; and, FIG. 7 is a perspective view thereof.

**1 Claim, 7 Drawing Sheets**






FIG. 1

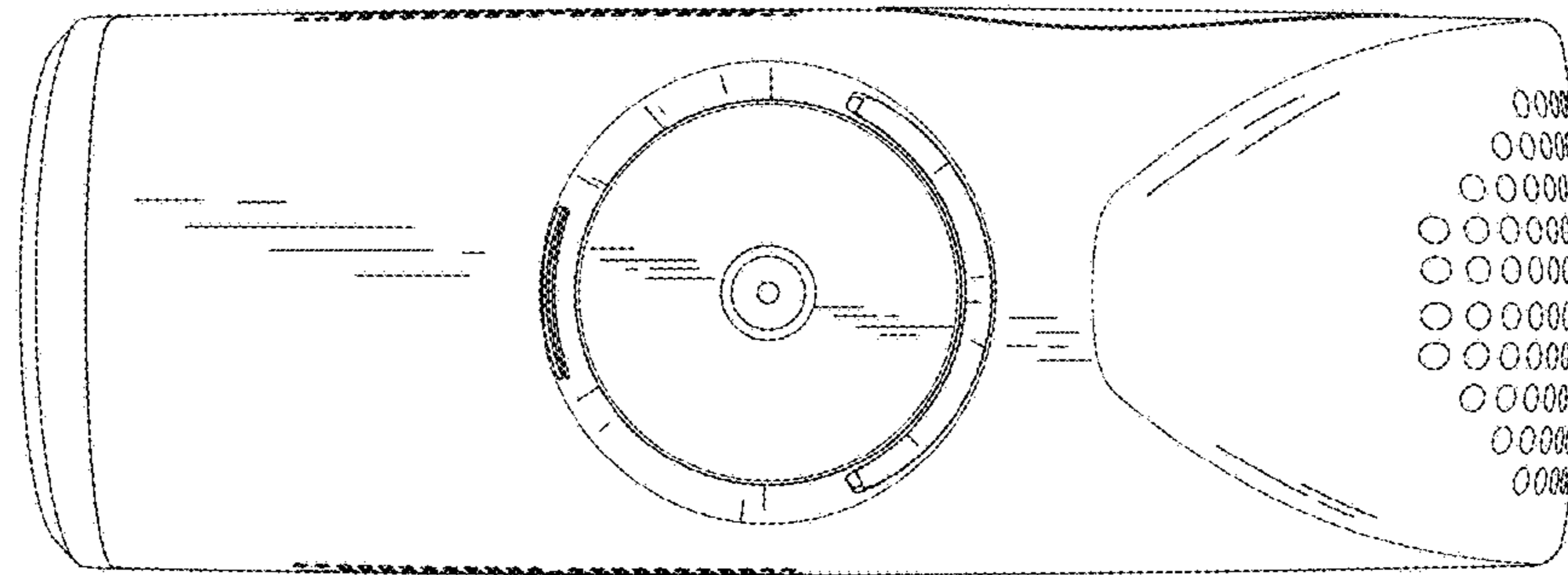


FIG. 2

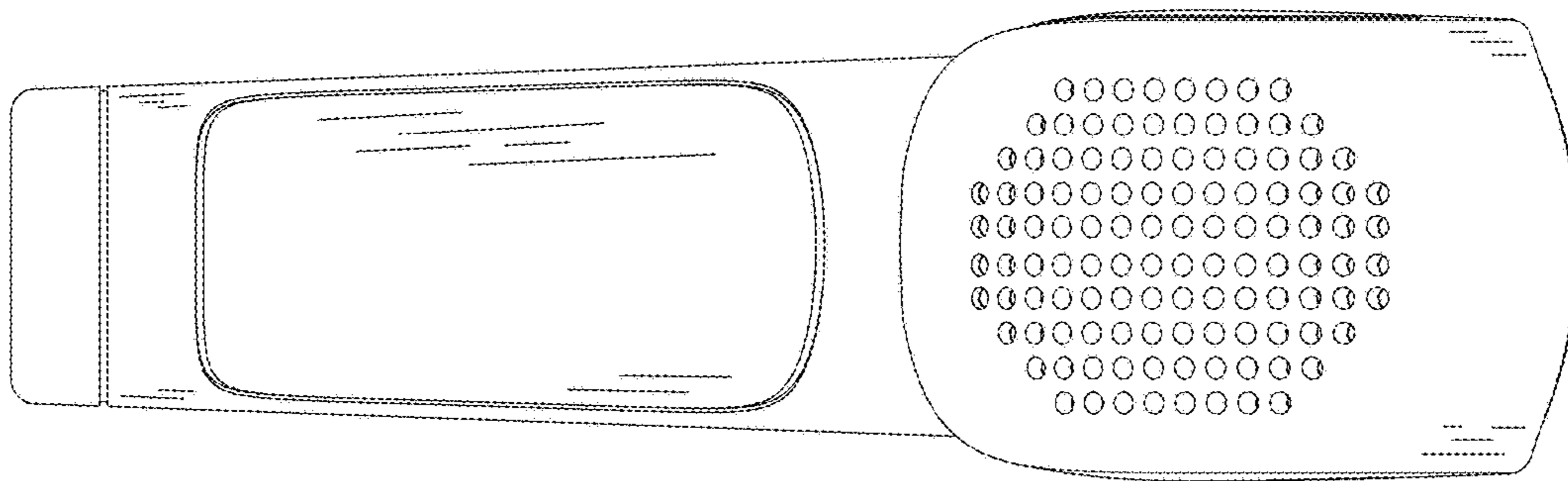


FIG. 3

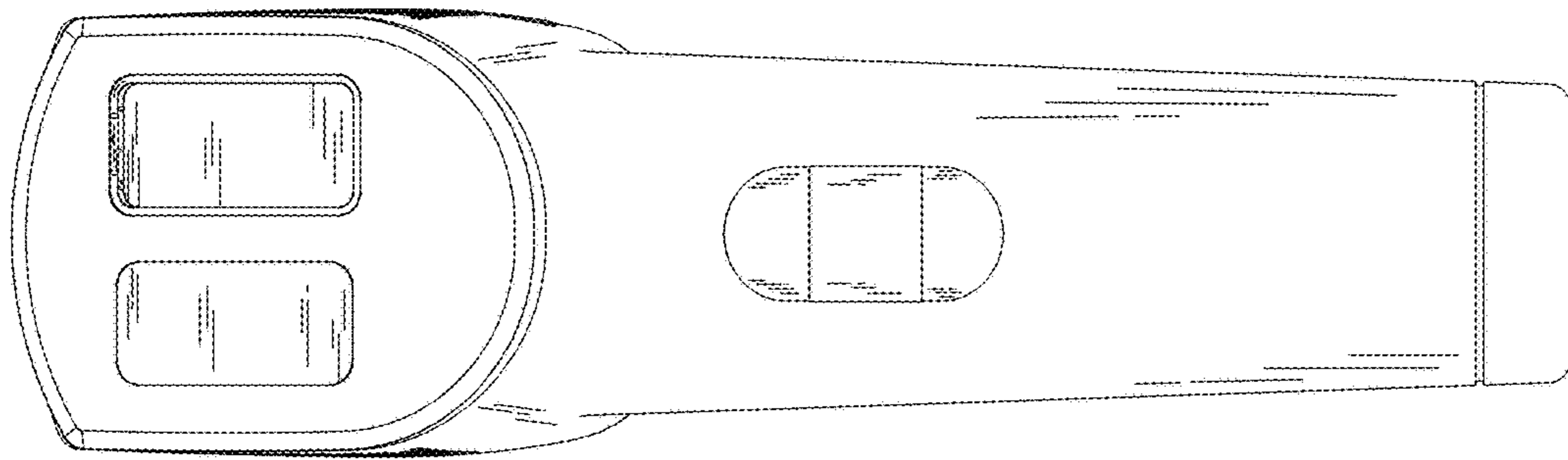


FIG. 4

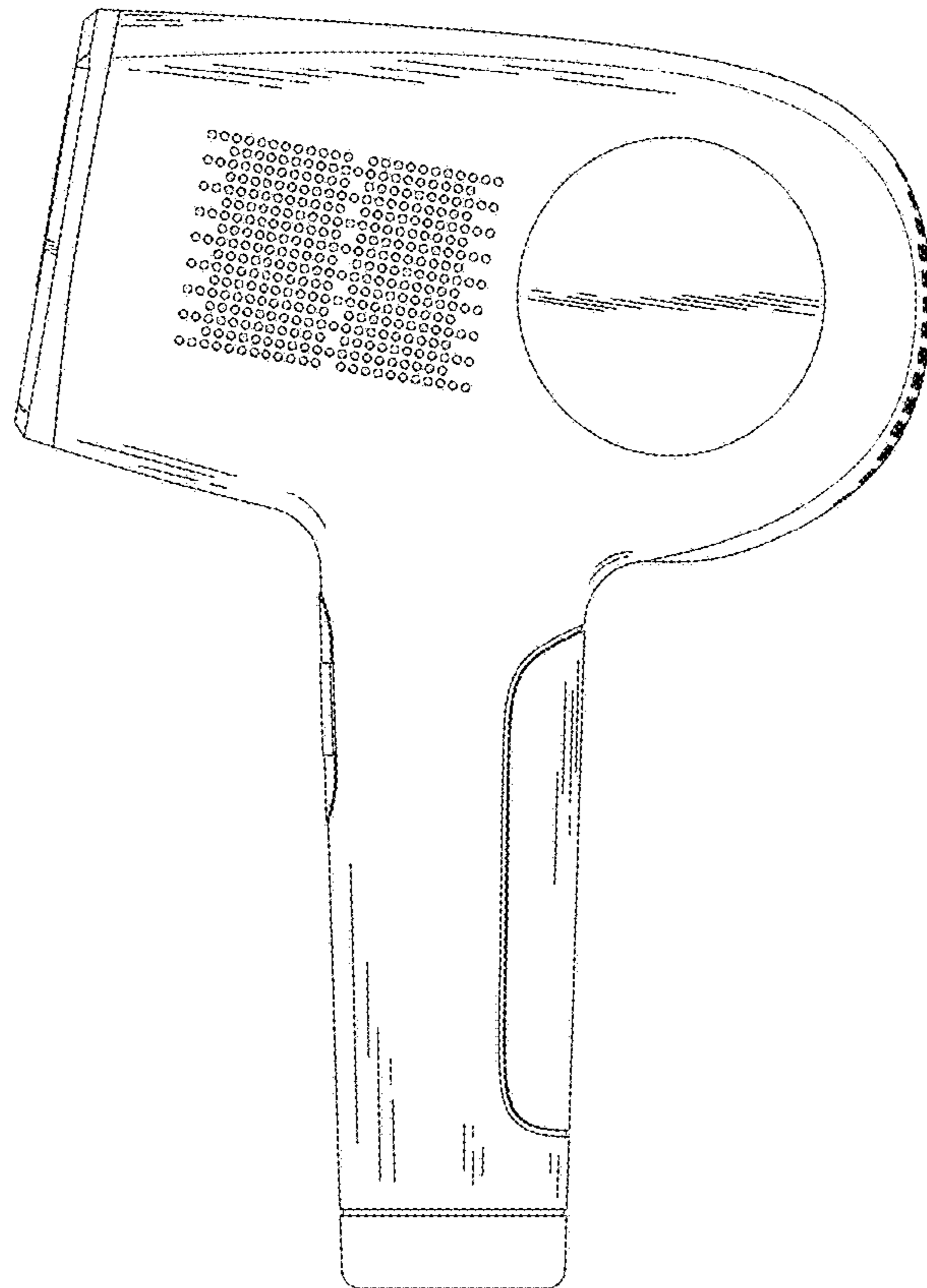


FIG. 5

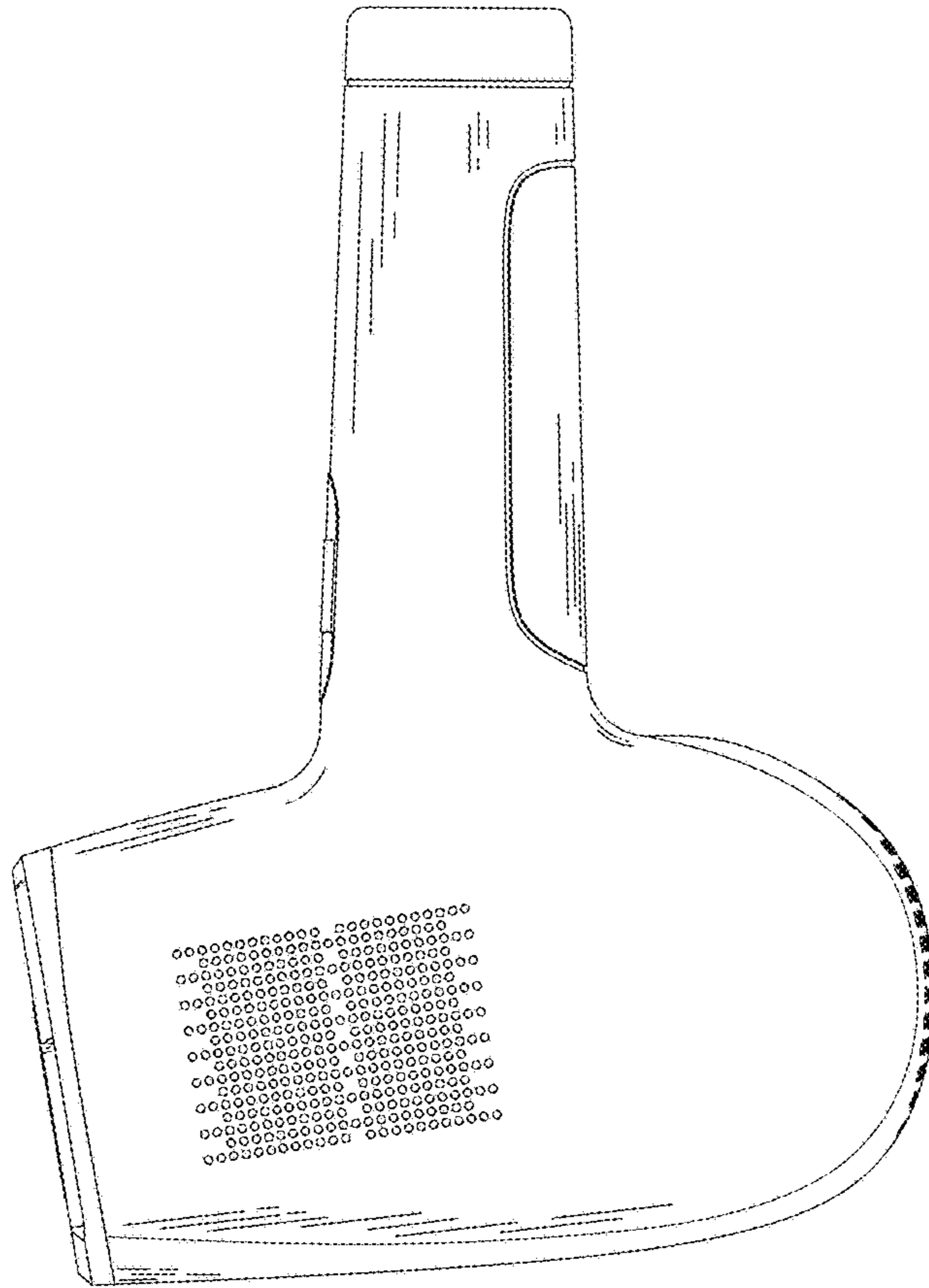


FIG. 6

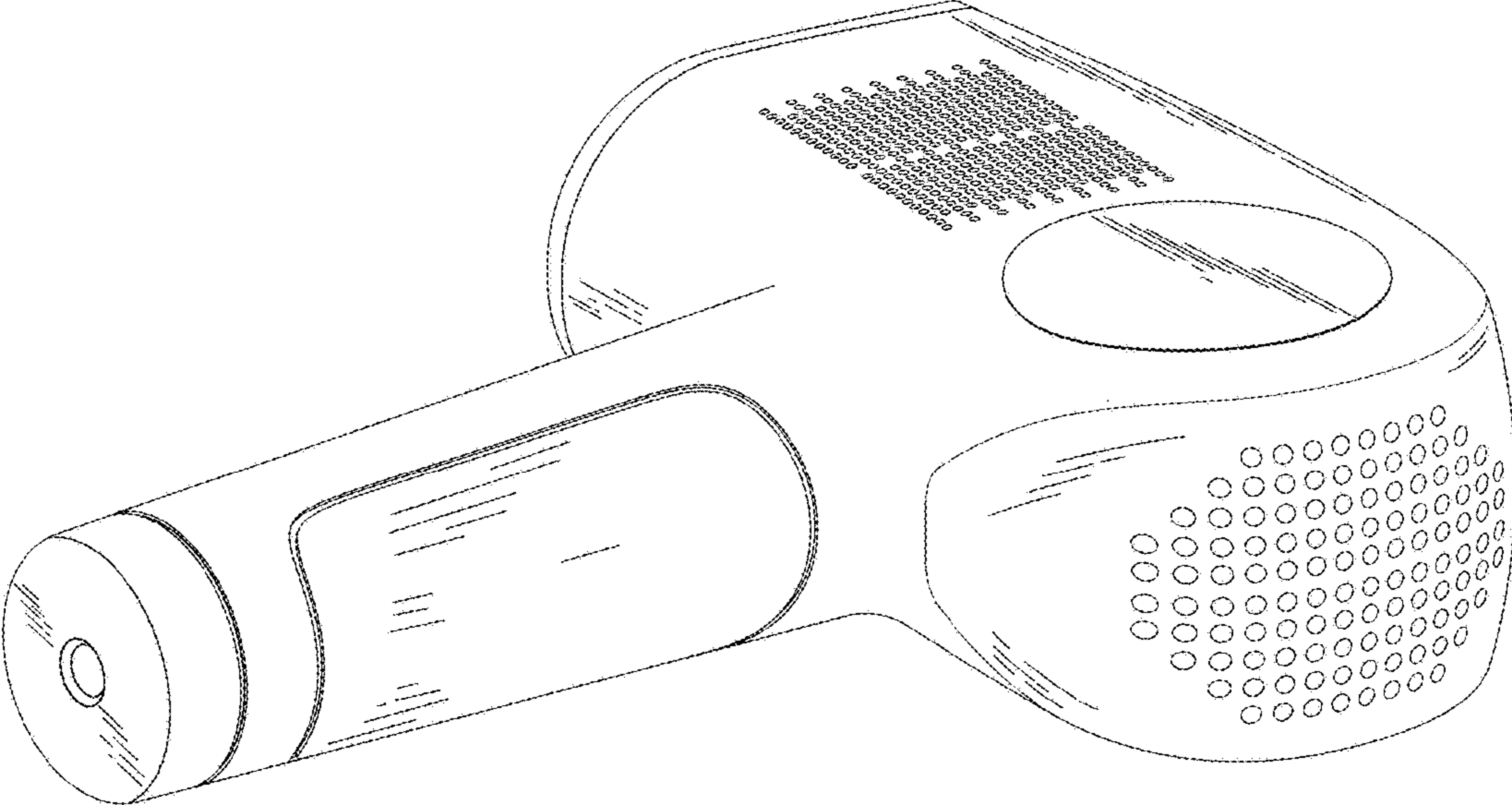


FIG. 7