



US00D865253S

(12) **United States Design Patent**
Yang

(10) **Patent No.:** **US D865,253 S**

(45) **Date of Patent:** **** Oct. 29, 2019**

(54) **LASER LIGHT**

(71) Applicant: **SHENZHEN QIAOHUA INDUSTRIES LIMITED**, Shenzhen (CN)

(72) Inventor: **Ruishi Yang**, Shenzhen (CN)

(73) Assignee: **SHENZHEN QIAOHUA INDUSTRIES LIMITED**, Bao'an District, Shenzhen (CN)

(**) Term: **15 Years**

(21) Appl. No.: **29/642,460**

(22) Filed: **Mar. 29, 2018**

(51) **LOC (12) Cl.** **26-03**

(52) **U.S. Cl.**
USPC **D26/63**

(58) **Field of Classification Search**
USPC D26/1, 24, 61, 63, 65, 85, 92, 113, 99
CPC F21V 21/14; F21V 15/01; F21V 14/02;
F21V 21/00; F21V 14/00; F21V 14/06;
F21V 21/30; F21S 8/00; F21S 8/003;
F21S 8/043; F21Y 2105/001
See application file for complete search history.

(56) **References Cited**

U.S. PATENT DOCUMENTS

D645,183 S * 9/2011 Cucinella D26/63
D733,350 S * 6/2015 Kim D26/99

9,068,726 B2 * 6/2015 Zhang F21V 14/06
9,310,059 B2 * 4/2016 Zhang F21V 21/30
D779,098 S * 2/2017 Tsai D26/63
D799,731 S * 10/2017 Jadhav D26/63
D827,175 S * 8/2018 Yang D26/63
D827,897 S * 9/2018 Yang D26/63
D829,356 S * 9/2018 Yang D26/63

* cited by examiner

Primary Examiner — Brian N. Vinson

(74) *Attorney, Agent, or Firm* — Muncy, Geissler, Olds & Lowe, P.C.

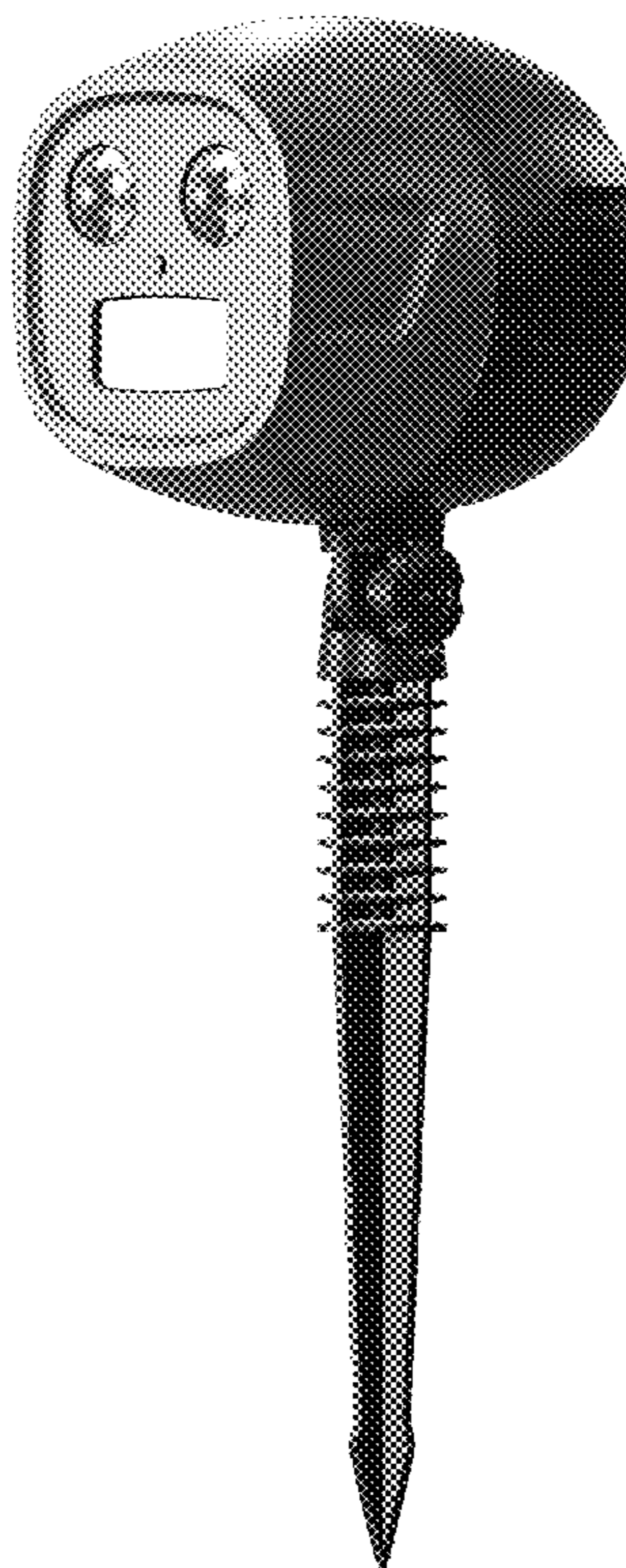
(57) **CLAIM**

The ornamental design for a laser light, as shown and described.

DESCRIPTION

FIG. 1 is a front, right perspective view of a laser light showing my new design;
FIG. 2 is a rear, left perspective view thereof;
FIG. 3 is a front elevational view thereof;
FIG. 4 is a rear elevational view thereof;
FIG. 5 is a left side elevational view thereof;
FIG. 6 is a right side elevational view thereof;
FIG. 7 is a top plan view thereof; and,
FIG. 8 is a bottom plan view thereof.

1 Claim, 8 Drawing Sheets






FIG. 1



FIG. 2




FIG. 3

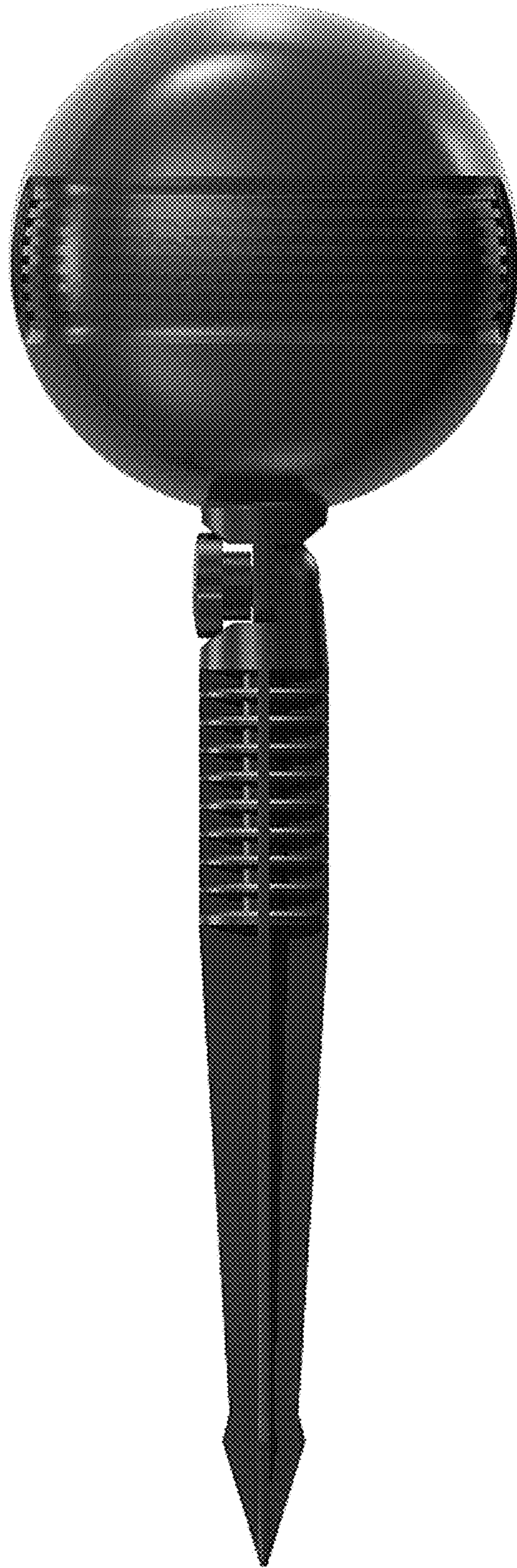


FIG. 4



FIG. 5



FIG. 6



FIG. 7



FIG. 8