



US00D865207S

(12) **United States Design Patent**  
**Matsushita**

(10) **Patent No.:** **US D865,207 S**

(45) **Date of Patent:** **\*\* Oct. 29, 2019**

(54) **SKIN MASSAGE ROLLER**

(71) Applicant: **MTG CO., LTD.**, Nagoya-shi, Aichi (JP)

(72) Inventor: **Tsuyoshi Matsushita**, Nagoya (JP)

(73) Assignee: **MTG CO., LTD.**, Nagoya-shi, Aichi (JP)

(\*\*) Term: **15 Years**

(21) Appl. No.: **29/666,161**

(22) Filed: **Oct. 10, 2018**

(30) **Foreign Application Priority Data**

Apr. 11, 2018 (JP) ..... 2018-007961

(51) **LOC (12) Cl.** ..... **28-03**

(52) **U.S. Cl.**  
USPC ..... **D24/211**

(58) **Field of Classification Search**  
USPC ..... 601/19, 22, 40, 46, 52, 63, 99, 110-113,  
601/118-120, 125, DIG. 12,  
601/DIG. 14-DIG. 17; D24/200, 211,  
D24/212, 213, 214, 215; D4/122  
CPC ..... A61H 15/0092; A61H 2015/0014; A61H  
15/00

See application file for complete search history.

(56) **References Cited**

U.S. PATENT DOCUMENTS

D274,555 S \* 7/1984 Shiu ..... D24/211  
7,896,824 B2 \* 3/2011 Gueret ..... A61H 15/00  
601/120  
D725,788 S \* 3/2015 Matsushita ..... D24/211  
D820,466 S \* 6/2018 Matsushita ..... D24/215

D842,487 S \* 3/2019 Matsushita ..... D24/211  
D844,797 S \* 4/2019 Matsushita ..... D24/211  
2006/0276732 A1 \* 12/2006 Chen ..... A61H 15/0092  
601/113  
2018/0140500 A1 \* 5/2018 Matsushita ..... A61H 15/0092

FOREIGN PATENT DOCUMENTS

JP 1426575 S 2/2012  
JP 1444374 S 6/2012  
JP 1511917 S 11/2014

OTHER PUBLICATIONS

Refa, "ReFa Line Lift . . ." Jul. 8, 2019. [http://www.refa.net/en/item/refa\\_wrinkle\\_cream\\_and\\_line\\_lift/](http://www.refa.net/en/item/refa_wrinkle_cream_and_line_lift/). Shown on p. 1. (Year: 2019). \*  
Communication dated Jun. 25, 2018, issued by the Japanese Patent Office in counterpart Japanese Design Application No. D2018-007961.

\* cited by examiner

*Primary Examiner* — Cynthia Ramirez

*Assistant Examiner* — Michael A Maharajh

(74) *Attorney, Agent, or Firm* — Sughrue Mion, PLLC

(57) **CLAIM**

The ornamental design for a skin massage roller, as shown and described.

**DESCRIPTION**

FIG. 1 is a perspective view of a skin massage roller, showing my new design;

FIG. 2 is a front view thereof, a rear view being a mirror image;

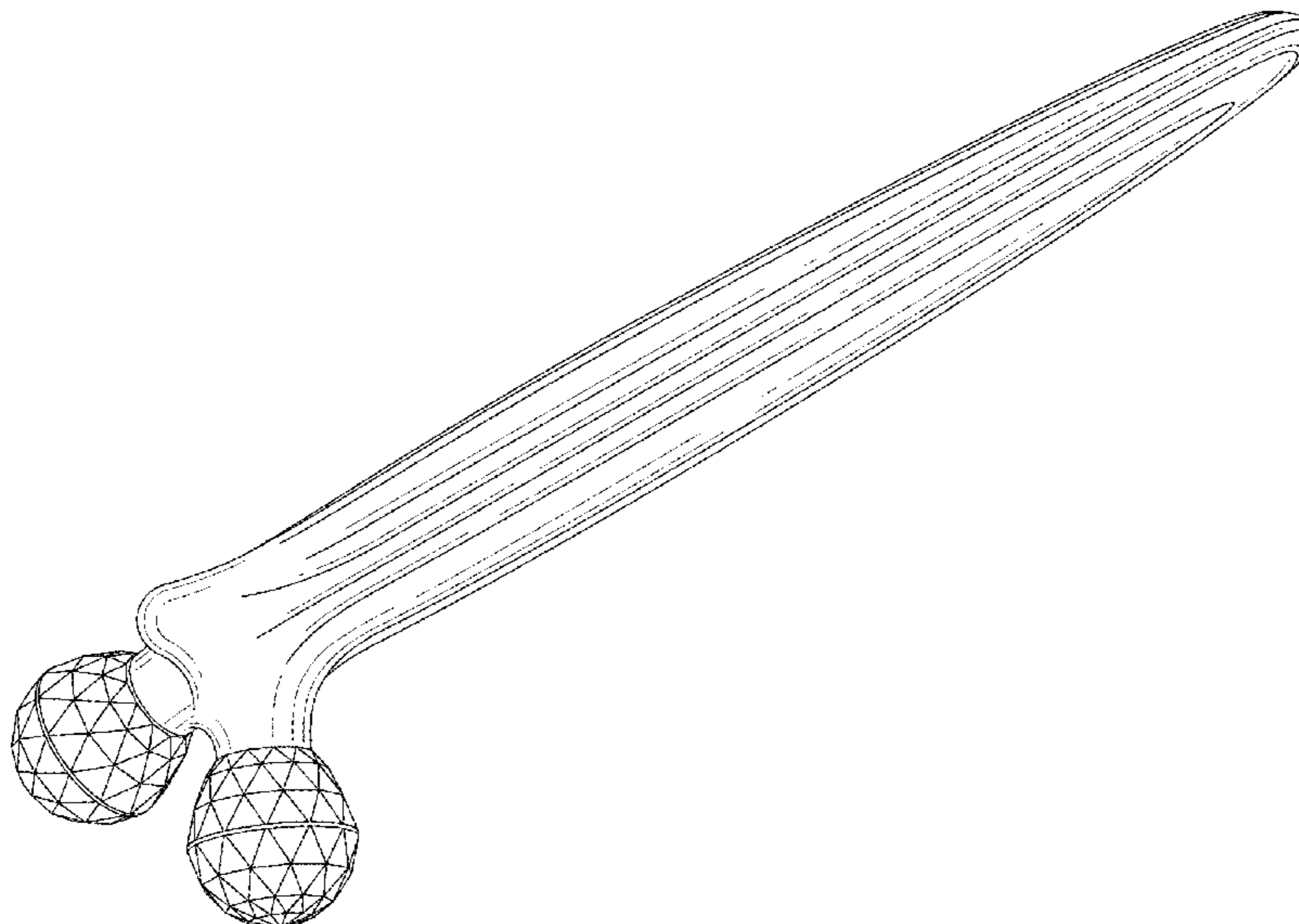
FIG. 3 is a left side view thereof;

FIG. 4 is a right side view thereof;

FIG. 5 is a top view thereof; and,

FIG. 6 is a bottom view thereof.

**1 Claim, 3 Drawing Sheets**



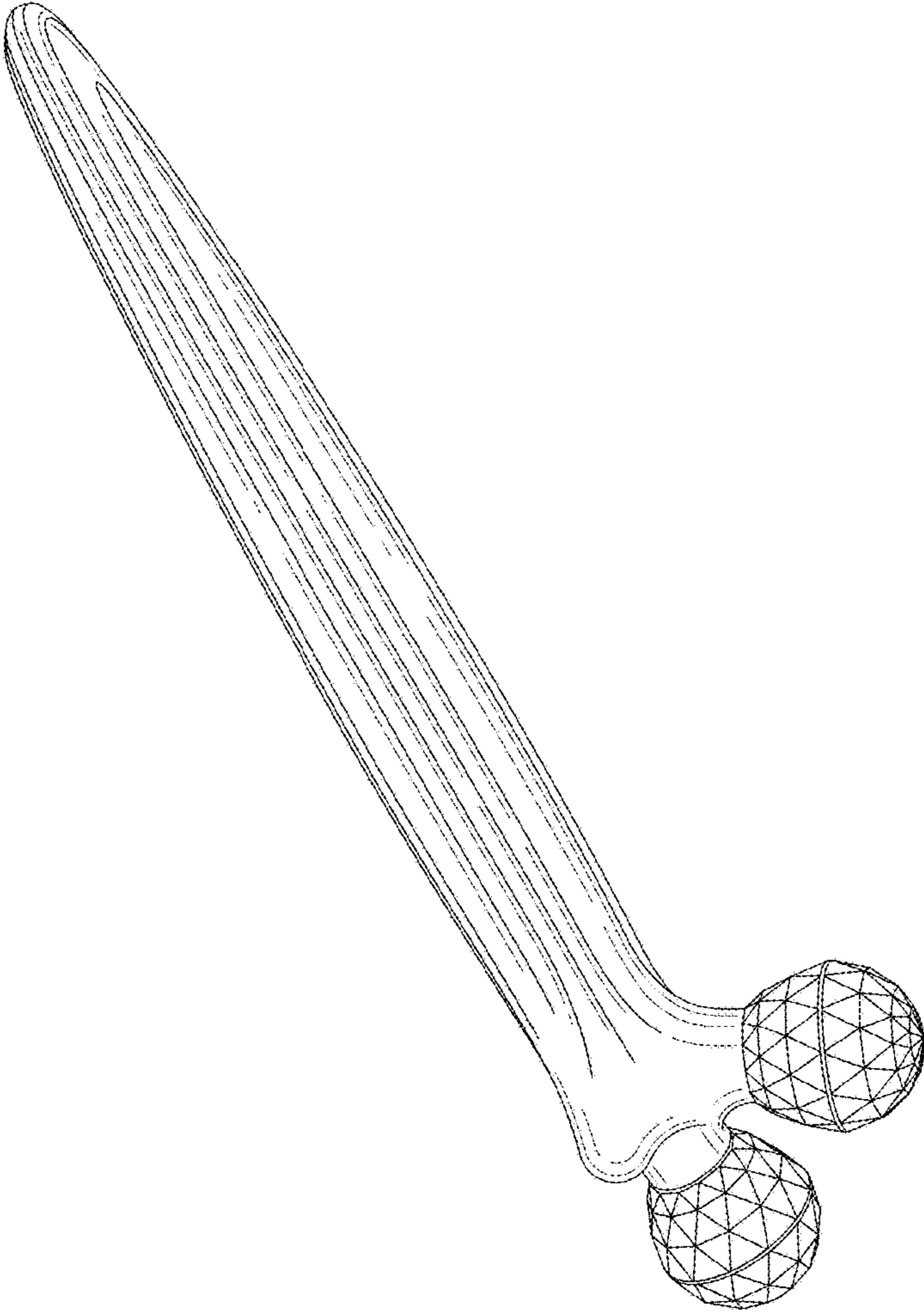


FIG. 1

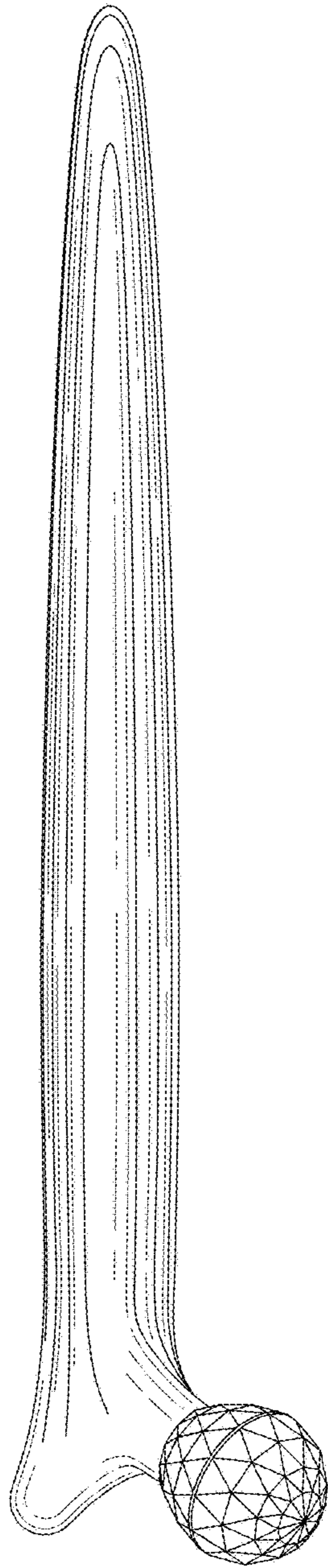


FIG. 2

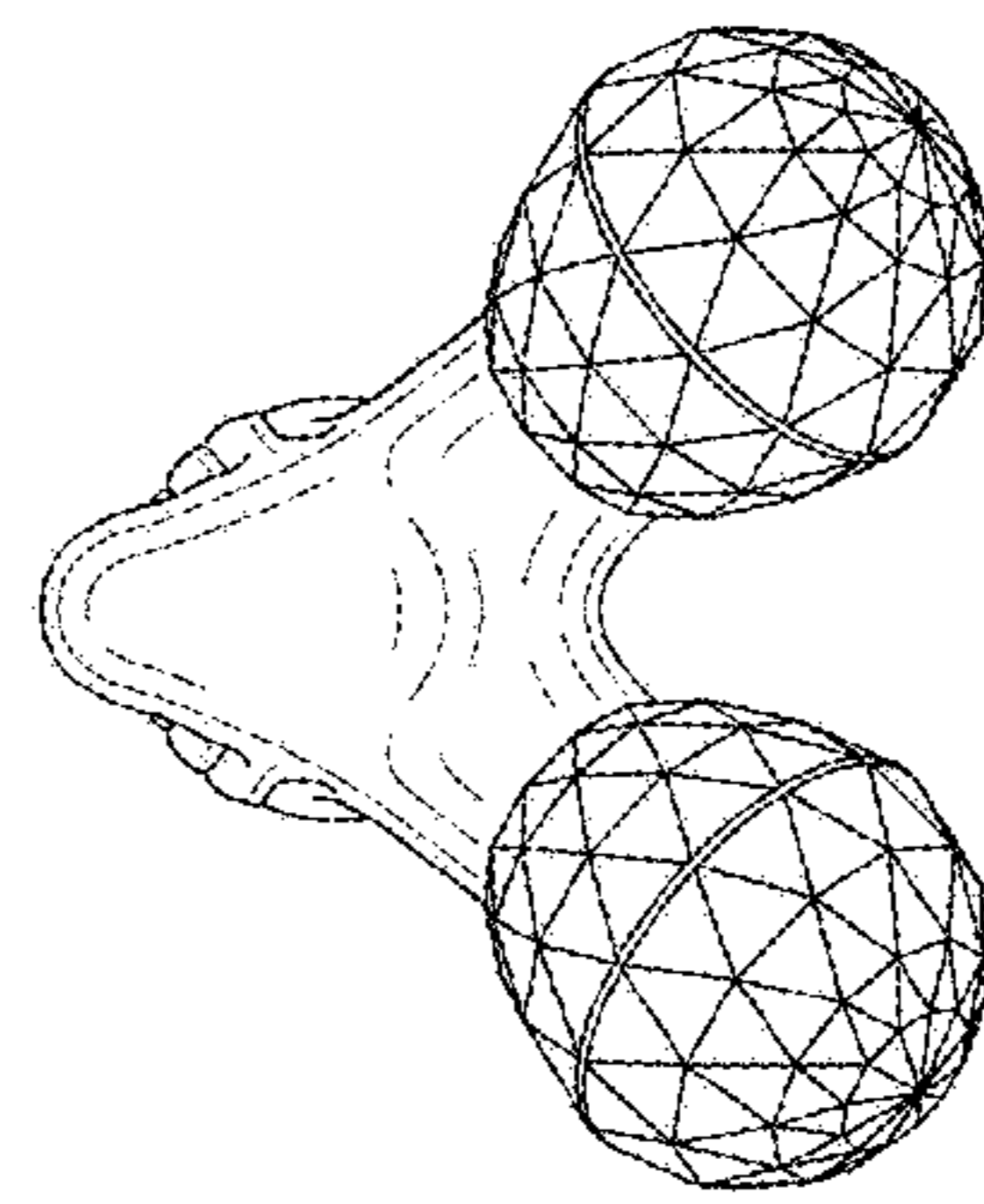


FIG. 3

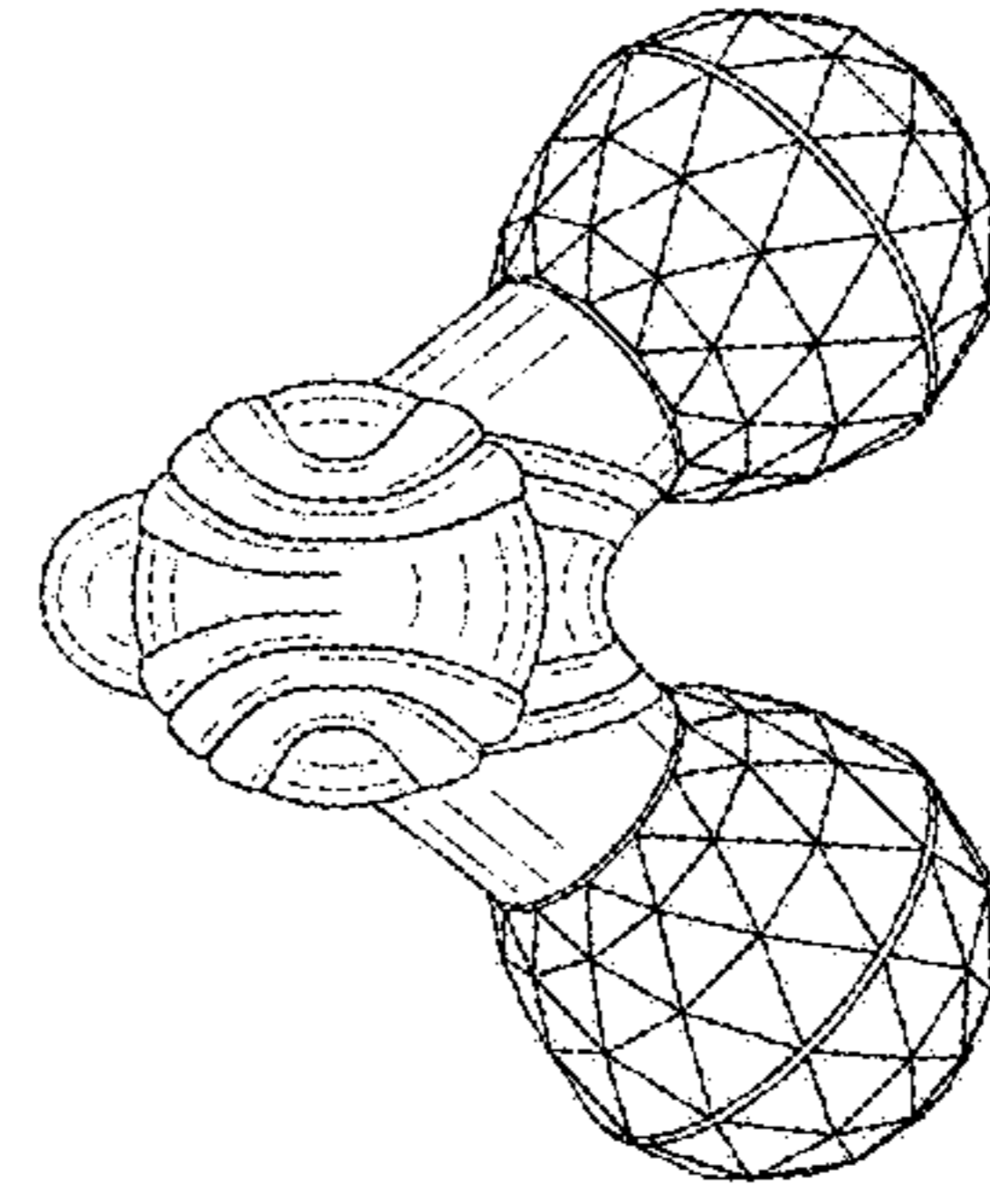


FIG. 4

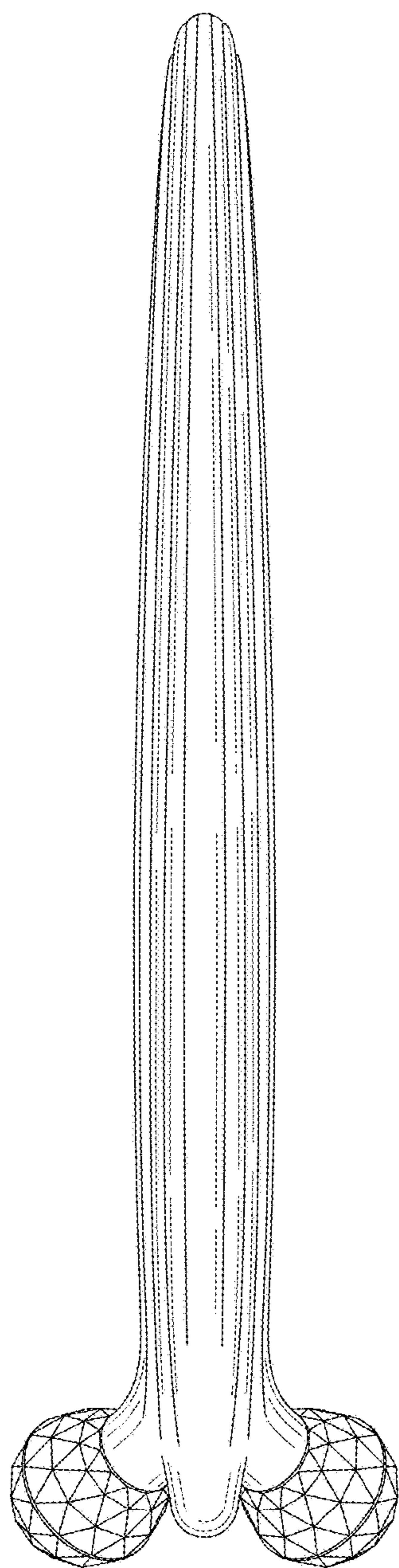


FIG. 5

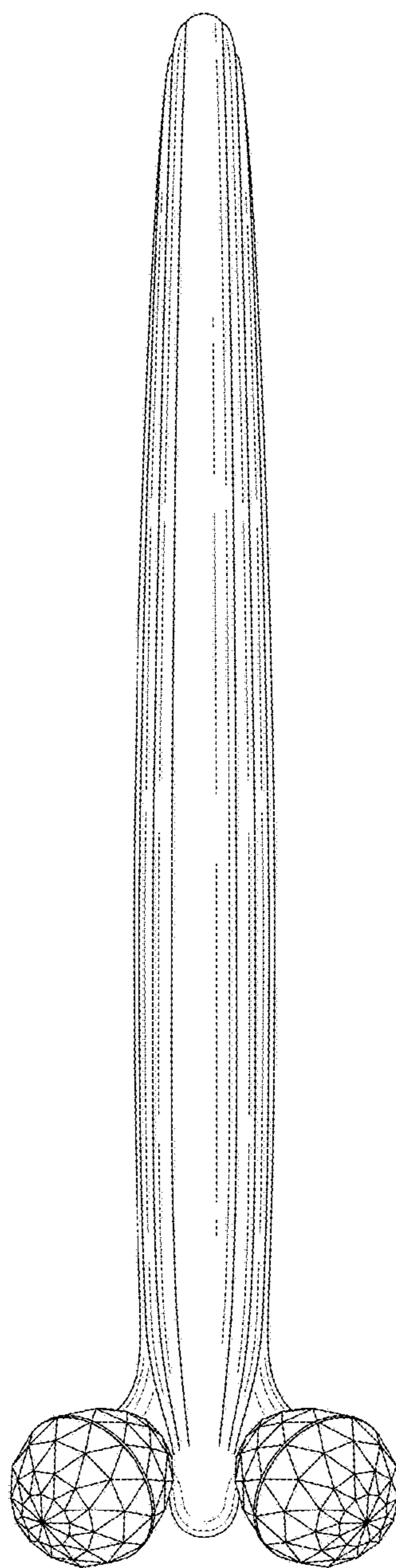


FIG. 6