



US00D865205S

(12) **United States Design Patent**  
**Matsushita**

(10) **Patent No.:** **US D865,205 S**

(45) **Date of Patent:** **\*\* Oct. 29, 2019**

(54) **SKIN MASSAGE ROLLER**

(71) Applicant: **MTG CO., LTD.**, Nagoya-shi, Aichi (JP)

(72) Inventor: **Tsuyoshi Matsushita**, Nagoya (JP)

(73) Assignee: **MTG CO., LTD.**, Nagoya-shi, Aichi (JP)

(\*\*) Term: **15 Years**

(21) Appl. No.: **29/666,139**

(22) Filed: **Oct. 10, 2018**

(30) **Foreign Application Priority Data**

Apr. 11, 2018 (JP) ..... 2018-007958

(51) **LOC (12) Cl.** ..... **28-03**

(52) **U.S. Cl.**  
USPC ..... **D24/211**

(58) **Field of Classification Search**  
USPC ..... 601/19, 22, 40, 46, 52, 63, 99, 110–113,  
601/118–120, 125, DIG. 12,  
601/DIG. 14–DIG. 17; D24/200, 211,  
D24/212, 213, 214, 215; D4/122  
CPC ..... A61H 15/0092; A61H 2015/0014; A61H  
15/00  
See application file for complete search history.

(56) **References Cited**

**U.S. PATENT DOCUMENTS**

D270,279 S *	8/1983	Hamilton	.....	D24/211
D272,090 S *	1/1984	Hosid	.....	D24/211
D656,621 S *	3/2012	Matsushita	.....	D24/215
D657,065 S *	4/2012	Matsushita	.....	D24/215
D666,304 S *	8/2012	Matsushita	.....	D24/215
D668,771 S *	10/2012	Matsushita	.....	D24/211
D669,998 S *	10/2012	Matsushita	.....	D24/215
D674,500 S *	1/2013	Matsushita	.....	D24/211

D725,788 S *	3/2015	Matsushita	.....	D24/211
D844,797 S *	4/2019	Matsushita	.....	D24/211
2006/0276732 A1 *	12/2006	Chen	.....	A61H 15/0092 601/113
2013/0245509 A1 *	9/2013	Tanigawa	.....	A61H 15/0092 601/20

**OTHER PUBLICATIONS**

Amazon, “Refa Pro Platinum Electronic Roller”, Jun. 27, 2014.  
[https://www.amazon.com/ReFa-Pro-Platinum-Electronic-Roller/dp/B004GRUFAS/ref=cm\\_cr\\_arp\\_d\\_product\\_top?ie=UTF8](https://www.amazon.com/ReFa-Pro-Platinum-Electronic-Roller/dp/B004GRUFAS/ref=cm_cr_arp_d_product_top?ie=UTF8). Shown on p. 1. (Year: 2014).\*

\* cited by examiner

*Primary Examiner* — Cynthia Ramirez

*Assistant Examiner* — Michael A Maharajh

(74) *Attorney, Agent, or Firm* — Sughrue Mion, PLLC

(57) **CLAIM**

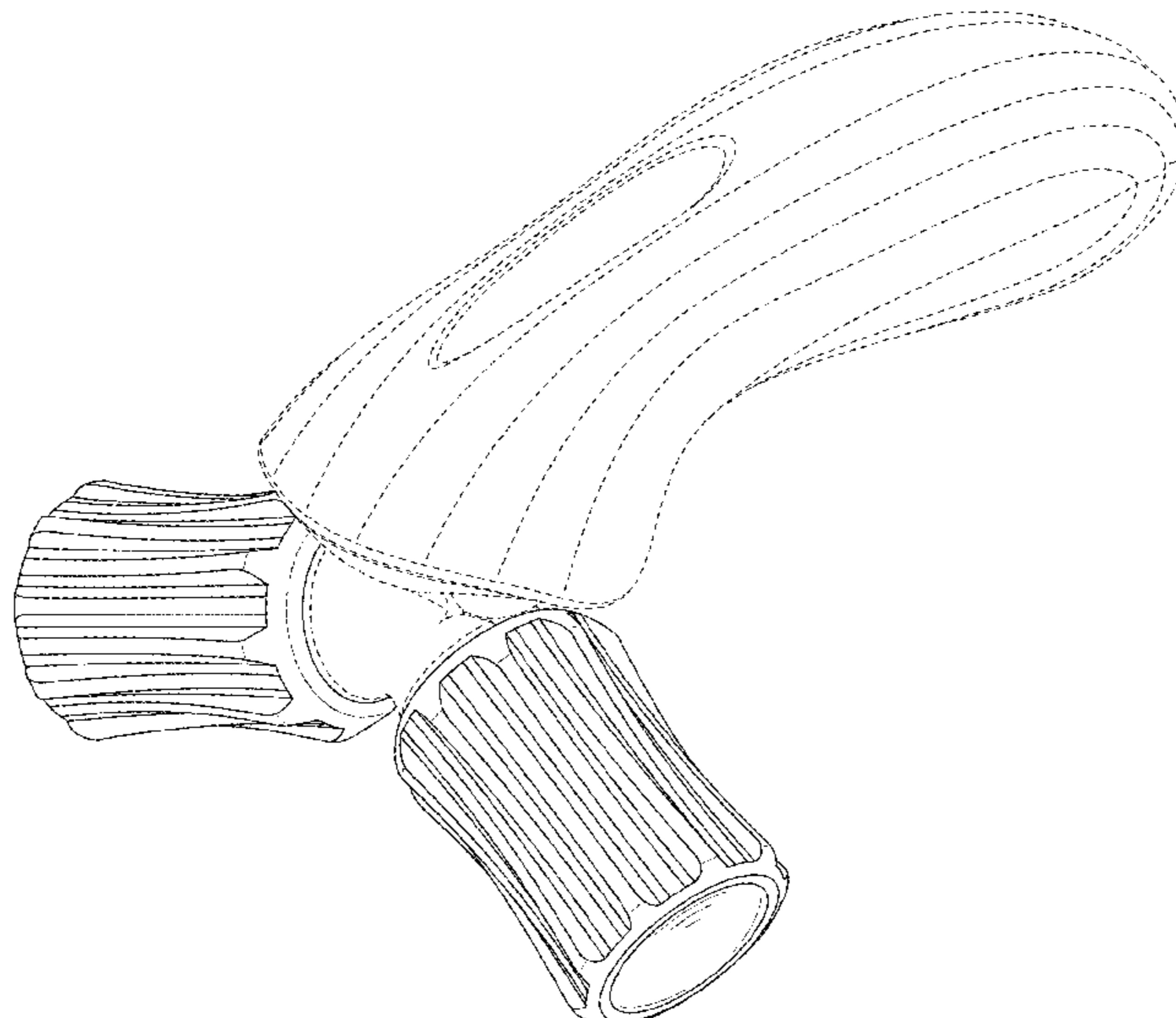
The ornamental design for a skin massage roller, as shown and described.

**DESCRIPTION**

FIG. 1 is a perspective view of a skin massage roller, showing my new design;  
FIG. 2 is a front view thereof, a rear view being a mirror image;  
FIG. 3 is a left side view thereof;  
FIG. 4 is a right side view thereof;  
FIG. 5 is a top view thereof; and,  
FIG. 6 is a bottom view.

The broken lines shown are included for the purpose of illustrating the unclaimed portions of the skin massage roller and form no part of the claimed design.

**1 Claim, 6 Drawing Sheets**



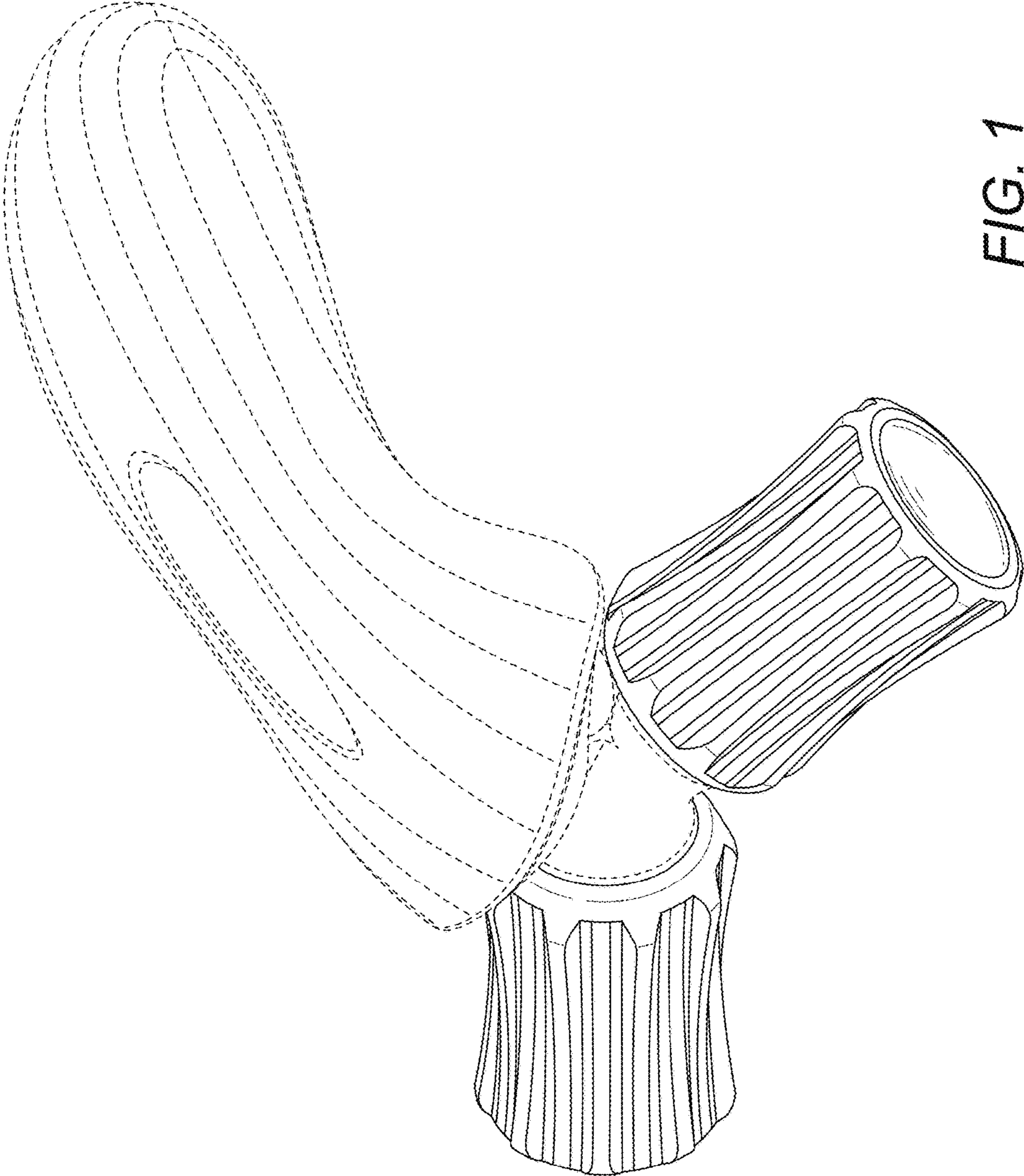


FIG. 1

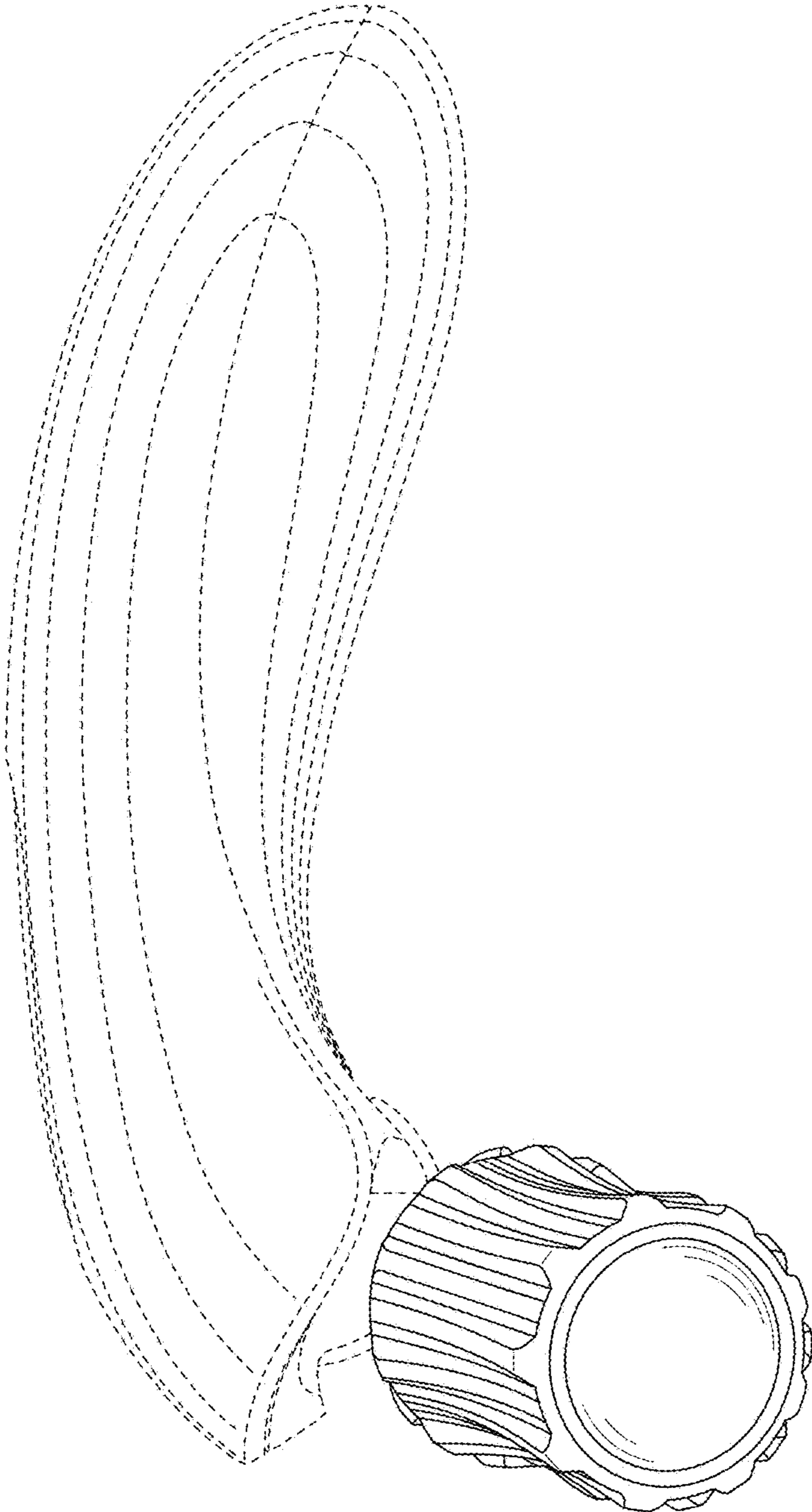


FIG. 2

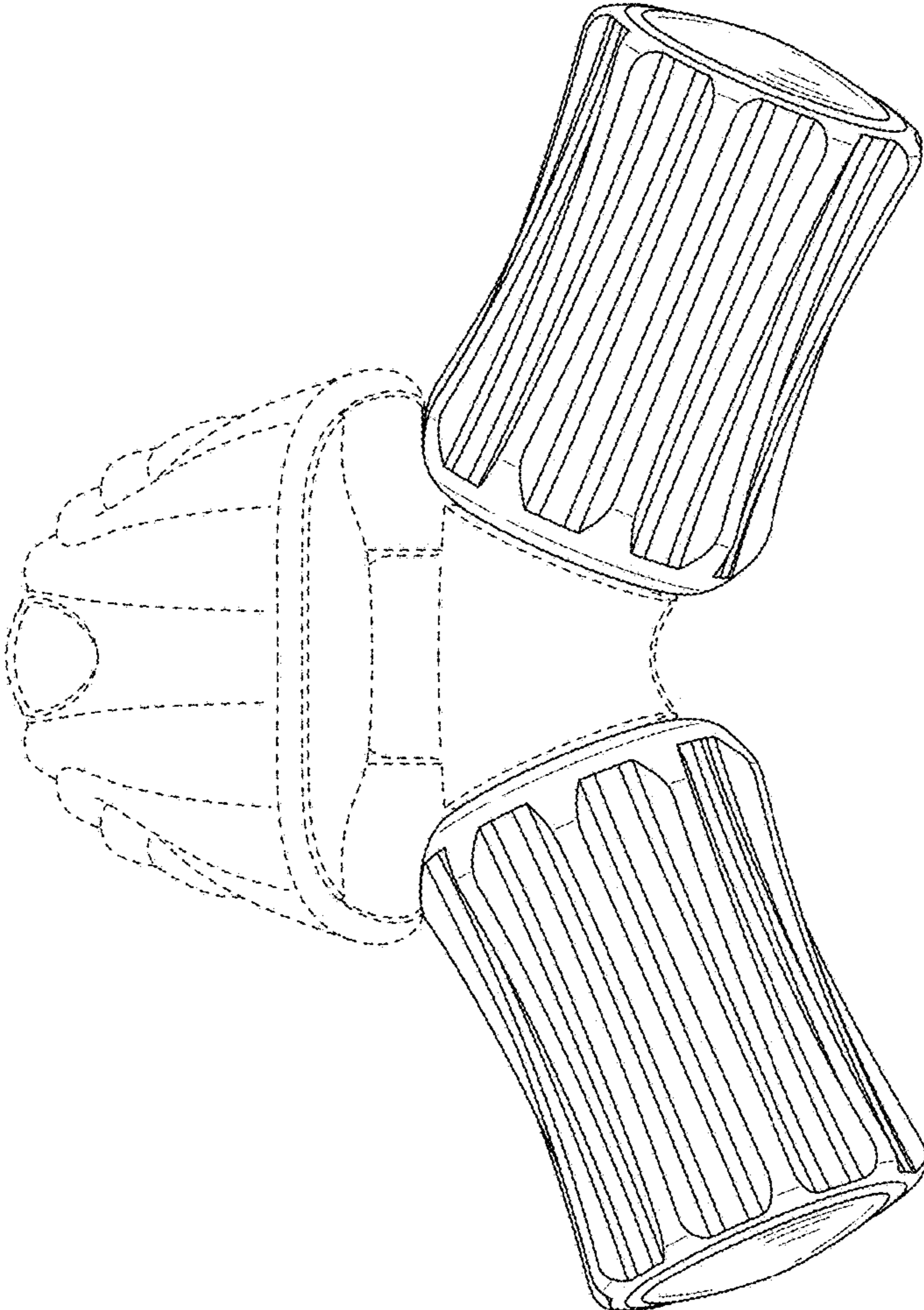


FIG. 3

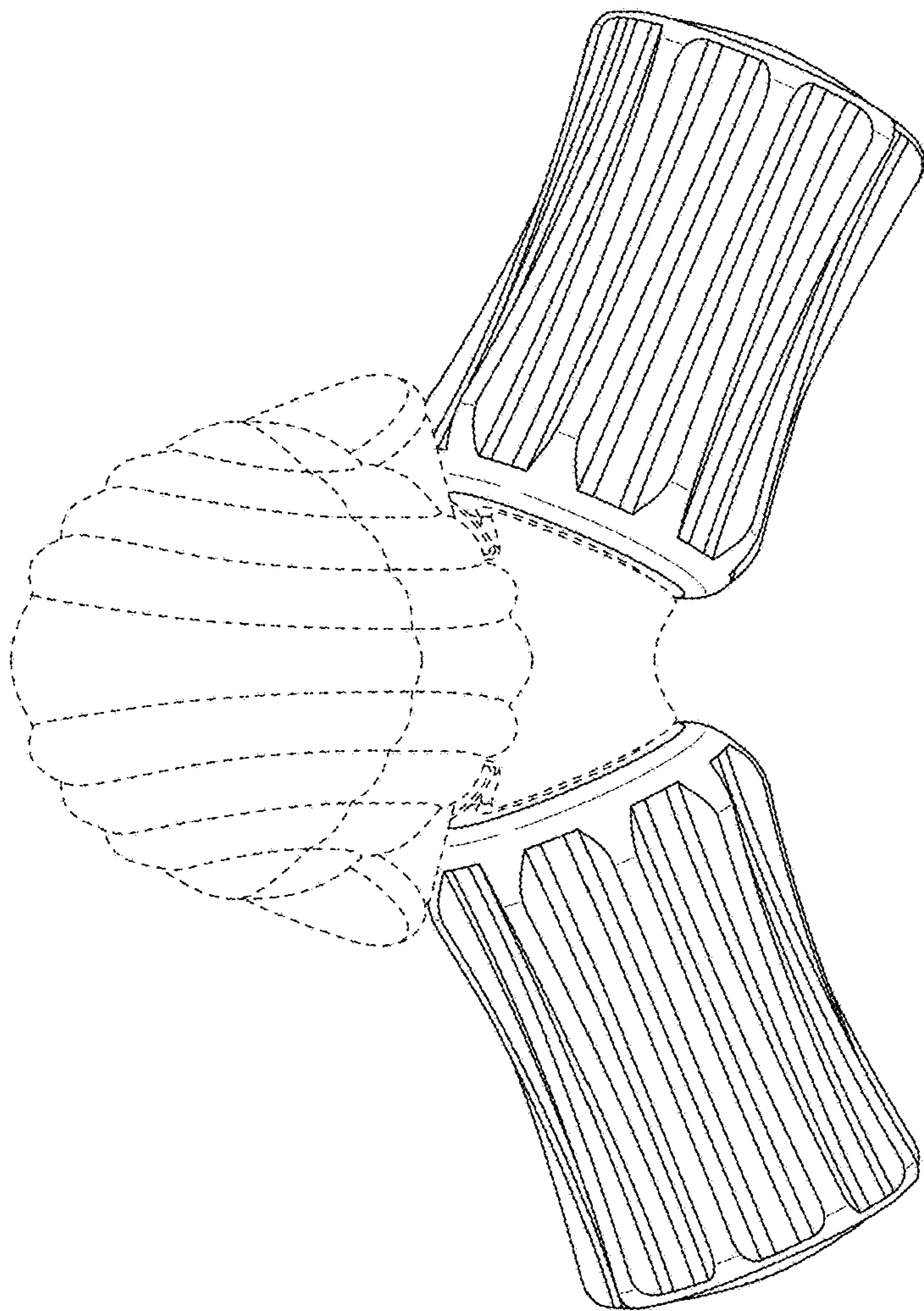


FIG. 4

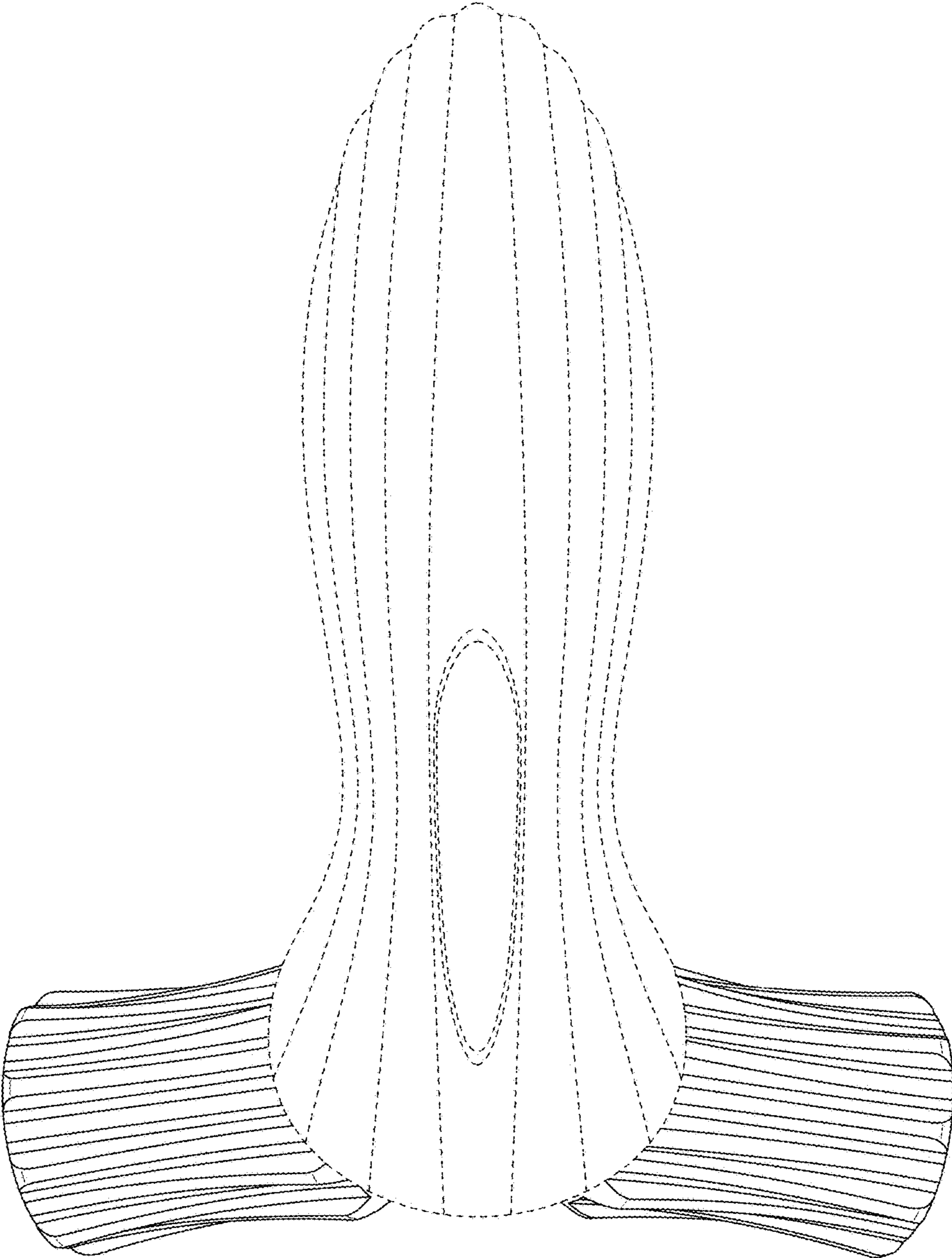


FIG. 5

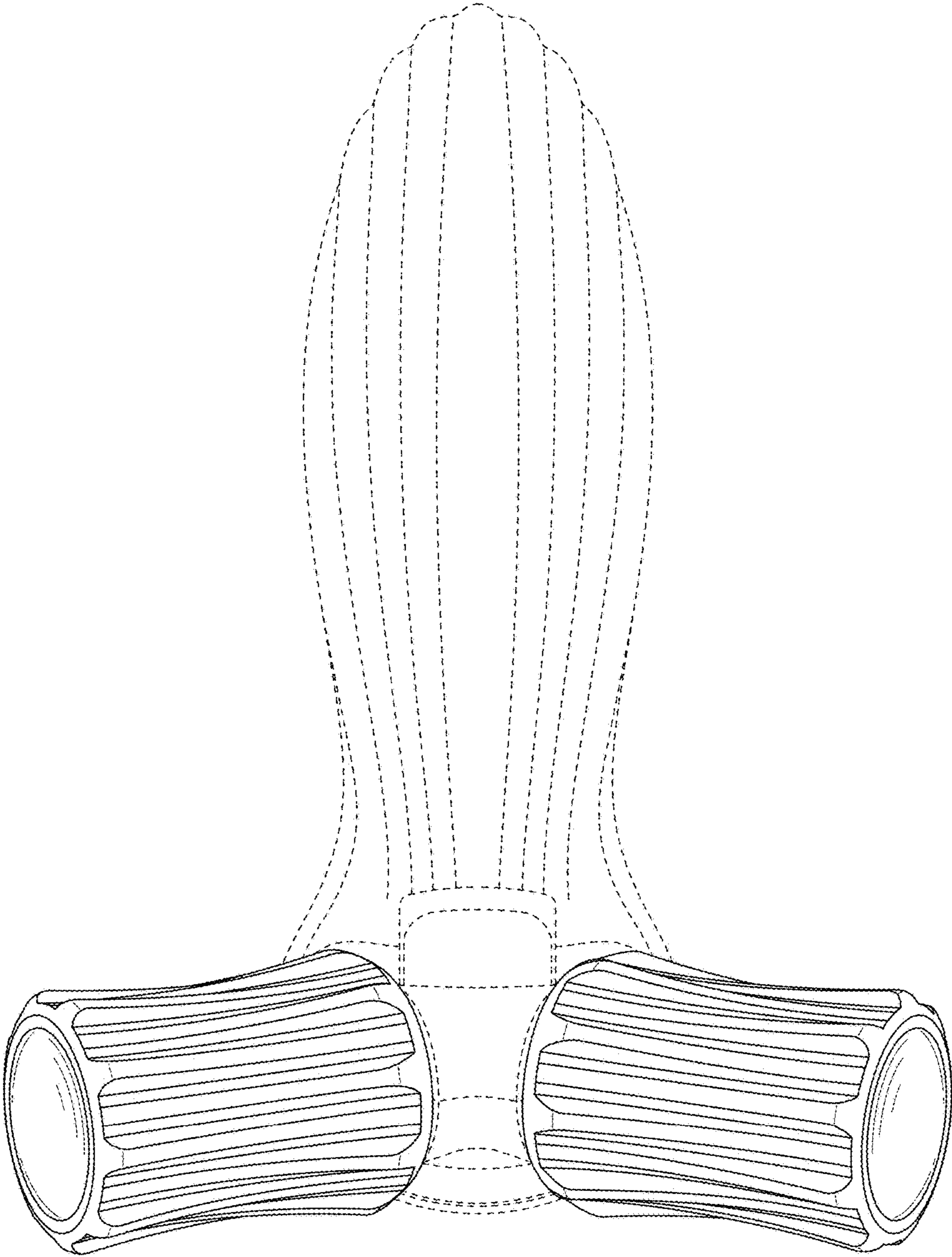


FIG. 6