

US00D865193S

(12) **United States Design Patent** (10) **Patent No.:** **US D865,193 S**
Matsushita (45) **Date of Patent:** **** Oct. 29, 2019**

(54) **TRAINING APPARATUS**

A61N 1/0476; A61B 5/00; A61B 5/02;
A61B 5/0006; A61H 23/00; A61H
23/006; A61H

(71) Applicant: **MTG CO., LTD.**, Nagoya-shi, Aichi
(JP)

(Continued)

(72) Inventor: **Tsuyoshi Matsushita**, Nagoya (JP)

(56)

References Cited

(73) Assignee: **MTG CO., LTD.**, Nagoya-shi, Aichi
(JP)

U.S. PATENT DOCUMENTS

(**) Term: **15 Years**

D572,829 S * 7/2008 Reed D24/206
D662,213 S * 6/2012 Quisenberry D24/206
(Continued)

(21) Appl. No.: **29/669,265**

FOREIGN PATENT DOCUMENTS

(22) Filed: **Nov. 7, 2018**

JP D1328844 S 5/2008
JP D1536247 S 10/2015

(Continued)

Related U.S. Application Data

(62) Division of application No. 29/618,943, filed on Sep.
26, 2017.

Primary Examiner — Wan Laymon

Assistant Examiner — Clint A Samuel

(30) **Foreign Application Priority Data**

Mar. 31, 2017 (JP) 2017-007010
Mar. 31, 2017 (JP) 2017-007011
Mar. 31, 2017 (JP) 2017-007012
Apr. 25, 2017 (JP) 2017-008869
Apr. 25, 2017 (JP) 2017-008871
Apr. 25, 2017 (JP) 2017-008873
Apr. 25, 2017 (JP) 2017-008875
Apr. 25, 2017 (JP) 2017-008926

(74) *Attorney, Agent, or Firm* — Sughrue Mion, PLLC

(57)

CLAIM

The ornamental design for a training apparatus, as shown
and described.

(51) **LOC (12) Cl.** **28-03**

(52) **U.S. Cl.**
USPC **D24/200**

DESCRIPTION

(58) **Field of Classification Search**

USPC D24/171, 185, 186, 187, 188, 200, 201,
D24/206, 207, 209, 215; D29/101.3,
D29/101.5; D3/205, 299; D21/683;
128/95.1, 96.1, 99.1, 845, 846, 112.1;
602/2, 5, 6, 41; 607/1, 48
CPC ... A61N 1/04; A61N 1/06; A61N 1/18; A61N
1/26; A61N 1/36; A61N 1/0424; A61N
1/0484; A61N 1/0456; A61N 1/0452;

FIG. 1 is a front view of a training apparatus showing my
new design;

FIG. 2 is a rear view thereof;

FIG. 3 is a left side view thereof, a right side view being a
mirror image;

FIG. 4 is a top view thereof; and,


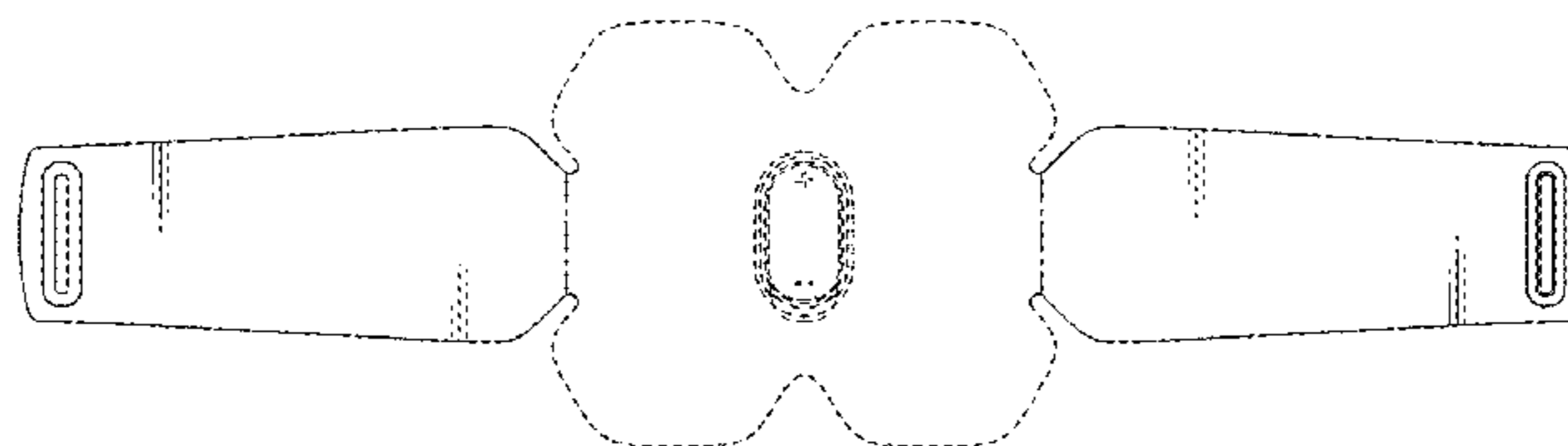
FIG. 5 is a bottom view thereof.

The broken lines shown on the drawings depict portions of
the training apparatus that form no part of the claimed
design.

The dot-dash broken lines define the bound of the claimed
design in the FIGS. 1 and 2.

The broken lines and the dot-dash broken lines form no part
of claimed design.

1 Claim, 2 Drawing Sheets



(58)	Field of Classification Search		JP	D1545925 S	3/2016
	CPC	2205/00; A61H 2205/084; A61H 1/00;	JP	D1545926 S	3/2016
		A61H 2001/0233	JP	D1545927 S	3/2016
	See application file for complete search history.		JP	D1545928 S	3/2016
			JP	D1545929 S	3/2016
			JP	D1545930 S	3/2016
(56)	References Cited		JP	D1545931 S	3/2016
	U.S. PATENT DOCUMENTS		JP	D1549382 S	5/2016
			JP	D1549388 S	5/2016
			JP	D1549509 S	5/2016
	D679,823 S *	4/2013 Daniels	JP	D1549511 S	5/2016
	D762,869 S *	8/2016 Beckman	JP	D1550074 S	5/2016
	D786,447 S *	5/2017 Bigelow	JP	D1550144 S	5/2016
	D797,301 S *	9/2017 Chen	JP	D1553139 S	7/2016
	D797,948 S *	9/2017 Matsushita	JP	D1553140 S	7/2016
	D834,209 S *	11/2018 Tan	JP	D1554933 S	7/2016
	D834,719 S *	11/2018 Theriot	JP	D1563088 S	11/2016
	D837,394 S *	1/2019 Cryan	JP	D1565074 S	12/2016
	10,173,060 B2 *	1/2019 Wong	JP	D1576907 S	5/2017
	2017/0036019 A1 *	2/2017 Matsushita	JP	D1576908 S	5/2017
	2018/0296831 A1 *	10/2018 Matsushita	JP	D1577532 S	5/2017
	2018/0311492 A1 *	11/2018 Matsushita	JP	D1579366 S	6/2017
	2018/0345003 A1 *	12/2018 Gollan	JP	D1581283 S	7/2017
	2019/0022373 A1 *	1/2019 Tamaki	JP	D1581284 S	7/2017
	2019/0029599 A1 *	1/2019 Golda	JP	D1581887 S	7/2017
	2019/0046066 A1 *	2/2019 Hughes	JP	D1585036 S	9/2017
			JP	D1585037 S	9/2017
			JP	D1585382 S	9/2017
	FOREIGN PATENT DOCUMENTS				

JP D1541180 S 1/2016
 JP D1545924 S 3/2016

* cited by examiner

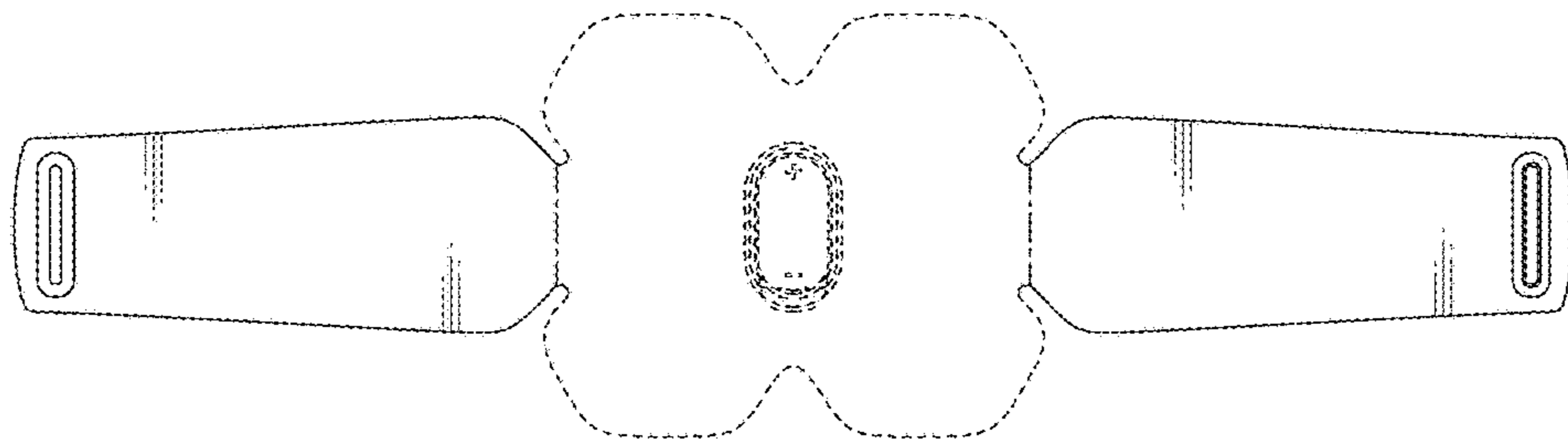


FIG. 1

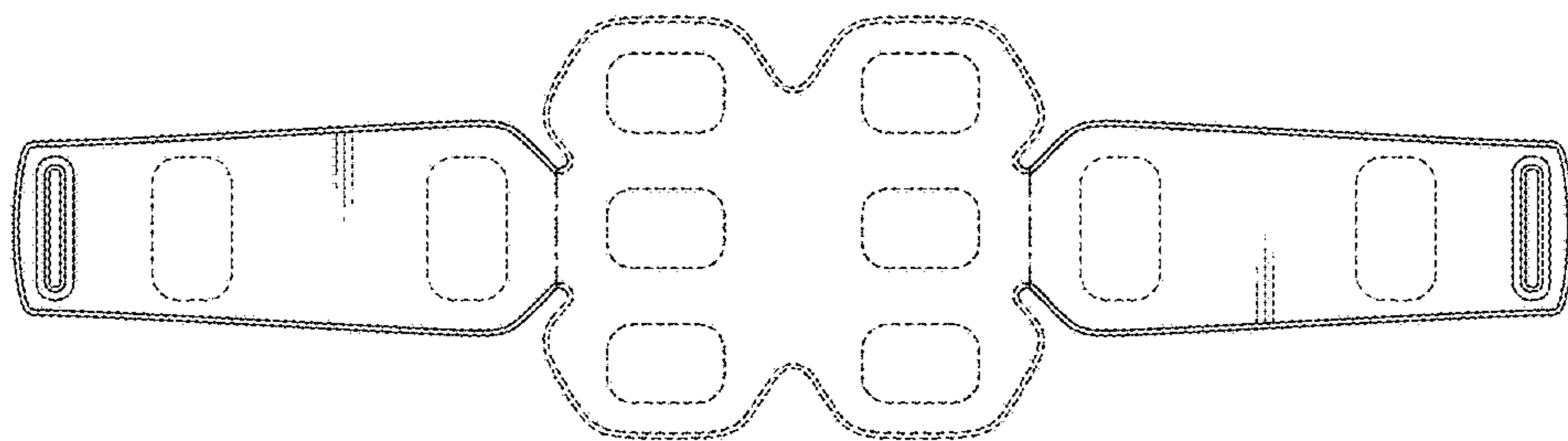


FIG. 2




FIG. 3




FIG. 4

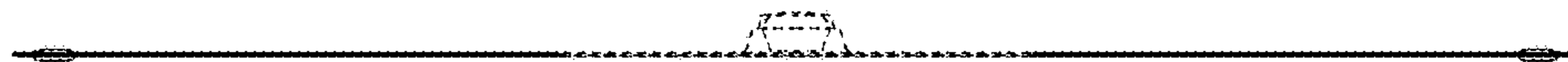


FIG. 5