



US00D865151S

(12) **United States Design Patent** (10) **Patent No.:** **US D865,151 S**
Brandenburg (45) **Date of Patent:** **** Oct. 29, 2019**

(54) **AIR FRESHENER DIFFUSER** D806,850 S * 1/2018 D'Amico B01F 3/04085
D23/366
(71) Applicant: **Brandywine Product Group** D834,164 S * 11/2018 Dios D23/359
International, Inc., Wilmington, DE D847,325 S * 4/2019 Peach D23/366
(US) D849,923 S * 5/2019 Gobber D23/368
2010/0308126 A1* 12/2010 Gruenbacher A61L 9/04
239/6
(72) Inventor: **Kyle Brandenburg**, Middletown, DE 2017/0340765 A1* 11/2017 Adair B01F 3/04085
(US)

(73) Assignee: **Brandywine Product Group**
International, Inc., Wilmington, DE
(US)
* cited by examiner
Primary Examiner — Vy N Koenig
Assistant Examiner — Calvin E Vansant
(74) *Attorney, Agent, or Firm* — Rogowski Law LLC

(**) Term: **15 Years**

(21) Appl. No.: **29/657,492**

(22) Filed: **Jul. 23, 2018**

(51) **LOC (12) Cl.** **23-04**

(52) **U.S. Cl.**
USPC **D23/366**

(58) **Field of Classification Search**
USPC D23/208, 355–369; D14/209.1, 212–213;
D11/144
CPC A61L 9/02; A61L 9/03; A61L 9/12; A61L
9/035; A61L 9/125
See application file for complete search history.

(56) **References Cited**

U.S. PATENT DOCUMENTS

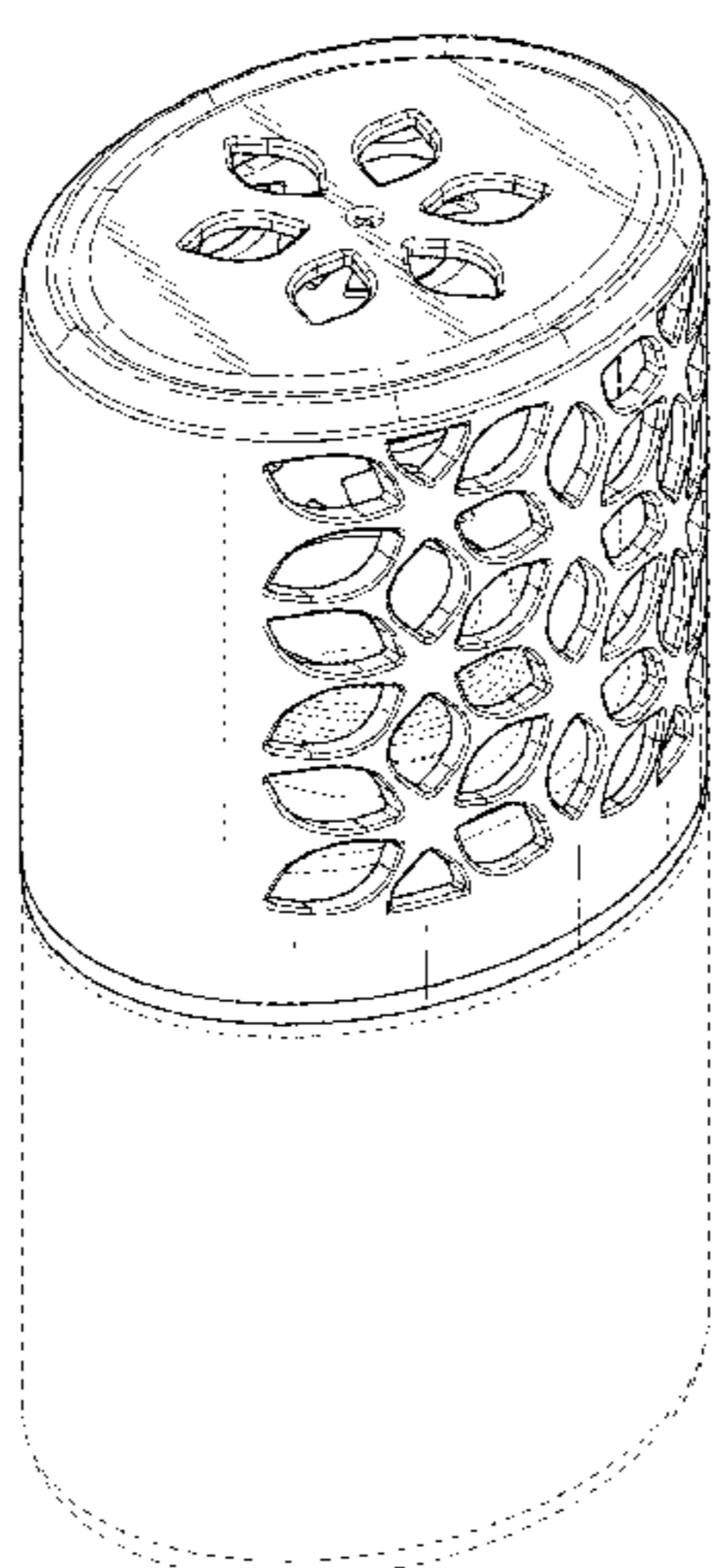
D455,827 S *	4/2002	Simons	D23/366
D484,583 S *	12/2003	Hunt	D23/360
D508,285 S *	8/2005	Velicescu	D23/366
D639,922 S *	6/2011	Howlett	D23/366
D641,464 S *	7/2011	De Haan	D23/366
D647,190 S *	10/2011	Walter	D23/366
D669,569 S *	10/2012	Levake	D23/366
D673,252 S *	12/2012	Abbondanzio	D23/366
D673,666 S *	1/2013	Gordon	D23/366
D674,886 S *	1/2013	Irwin	D23/366
D741,987 S *	10/2015	Gamble	D23/366
D767,108 S *	9/2016	Brandenburg	
D788,901 S *	6/2017	Warberg Block	D23/368

(57) **CLAIM**
The ornamental design for an air freshener diffuser, as shown and described.

DESCRIPTION

FIG. 1 is a right front perspective view of an air freshener diffuser;
FIG. 2 is a left rear bottom perspective view of the air freshener diffuser of FIG. 1;
FIG. 3 is a top plan view of the air freshener diffuser of FIG. 1;
FIG. 4 is a bottom plan view of the air freshener diffuser of FIG. 1;
FIG. 5 is right side elevational view of the air freshener diffuser of FIG. 1;
FIG. 6 is a left side elevational view of the air freshener diffuser of FIG. 1;
FIG. 7 is a front elevational view of the air freshener diffuser of FIG. 1; and,
FIG. 8 is a rear elevational view of the air freshener diffuser of FIG. 1.
The broken lines showing portions of the air freshener diffuser are included for the purpose of illustrating the portions of the article and form no part of the claimed design.

1 Claim, 7 Drawing Sheets



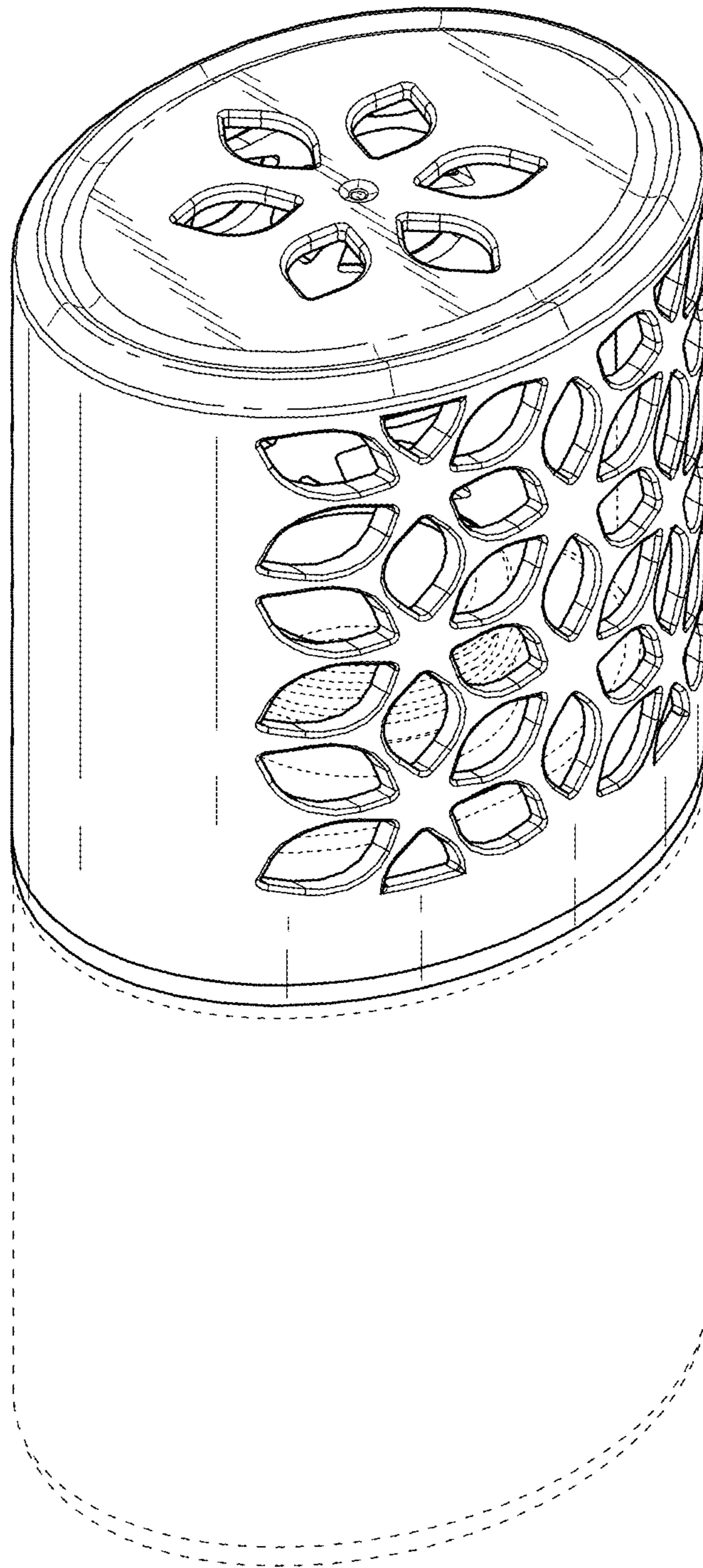


FIG. 1




FIG. 2

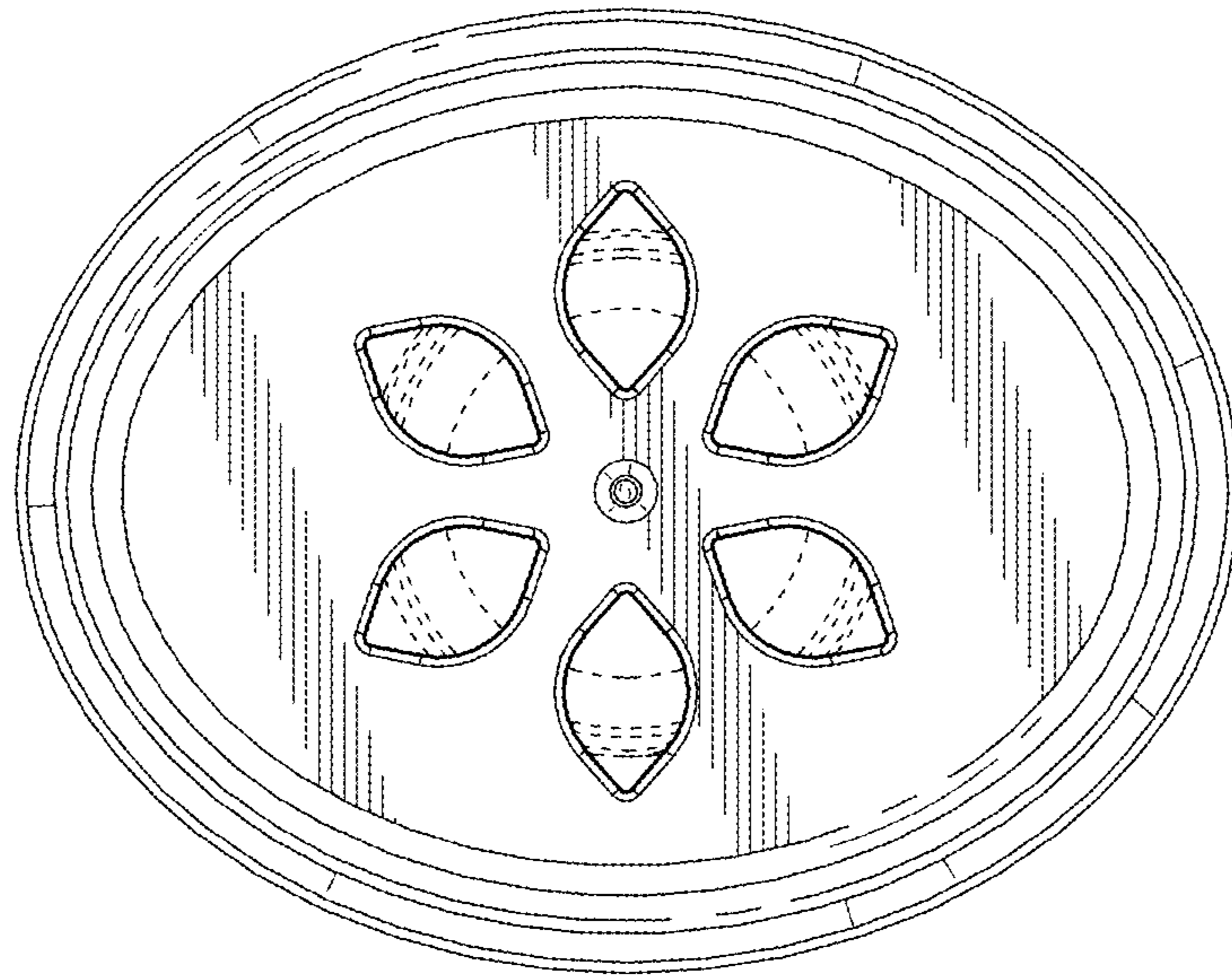


FIG. 3

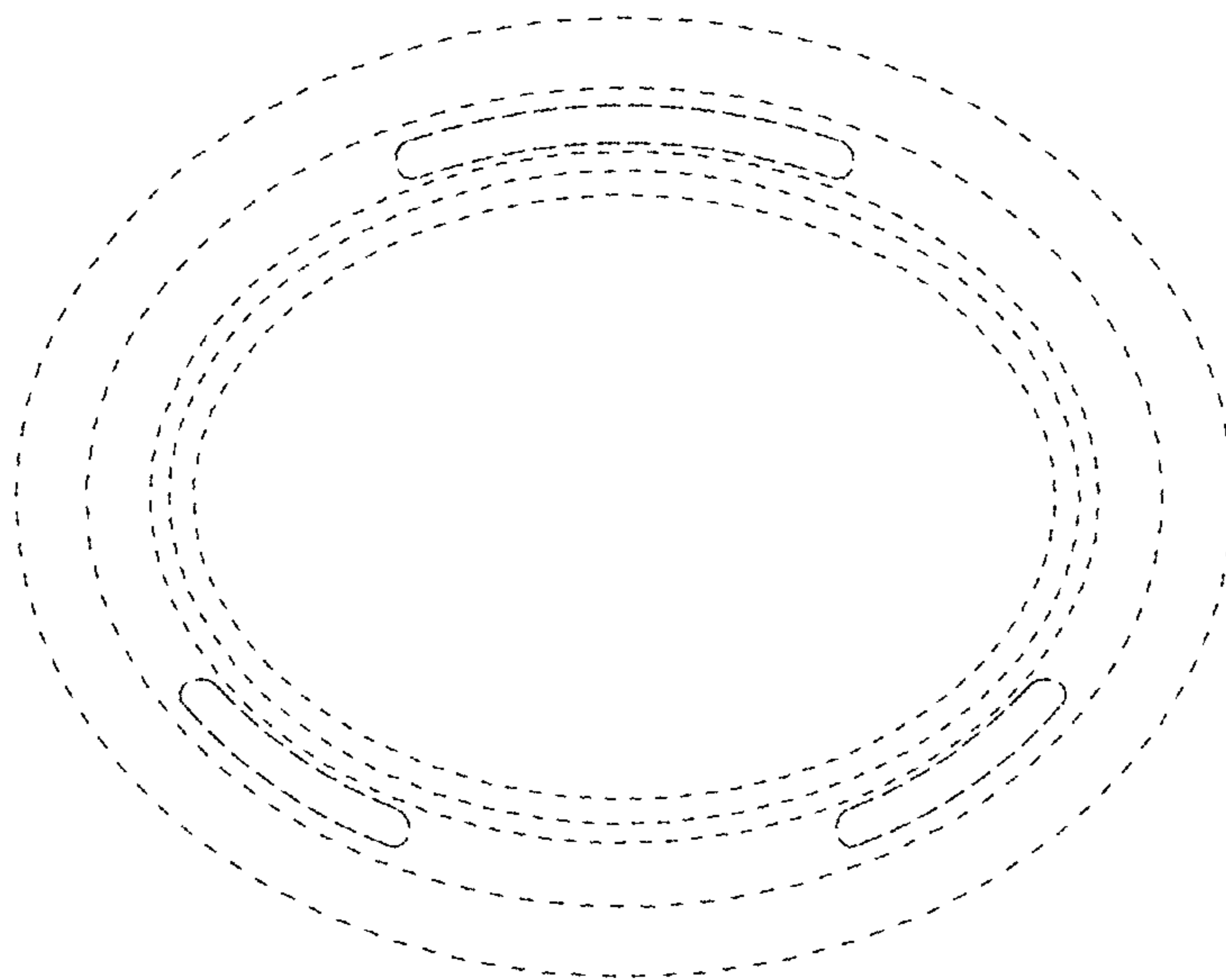


FIG. 4




FIG. 5




FIG. 6

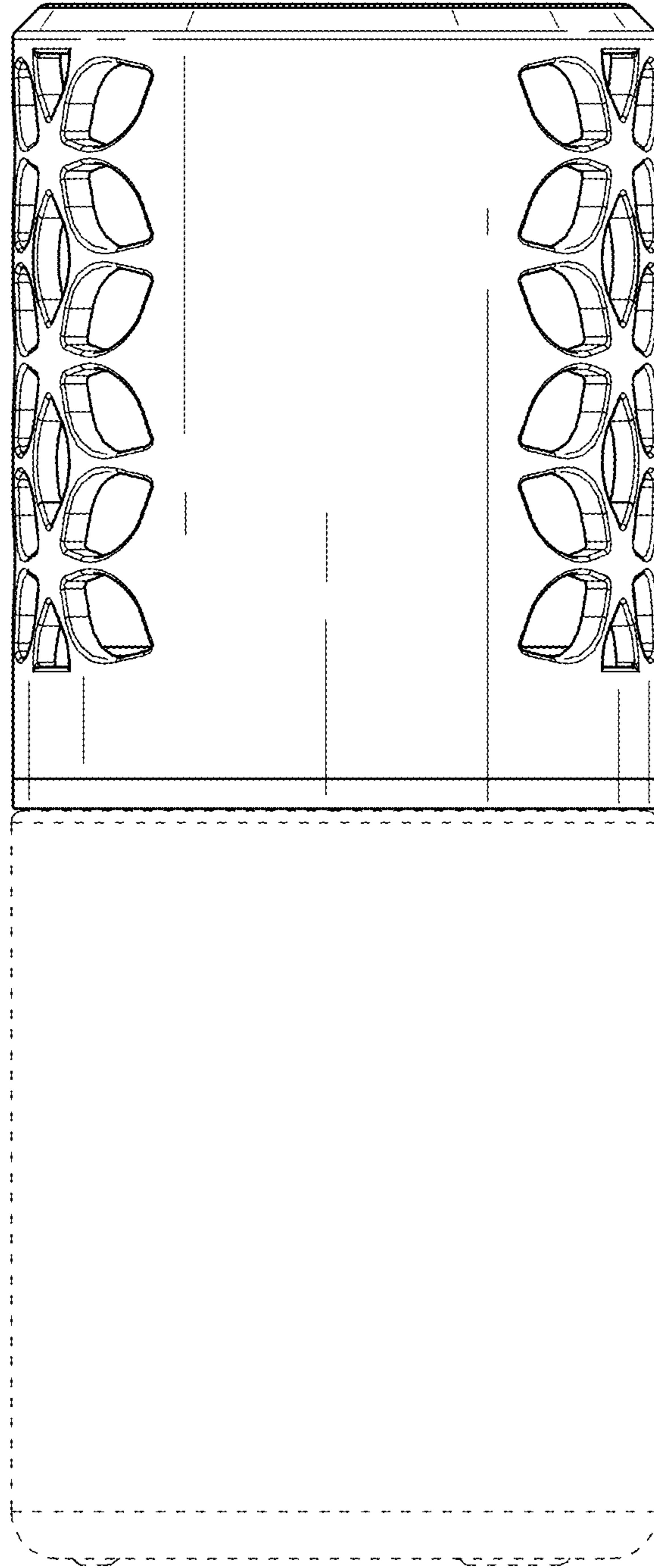


FIG. 7

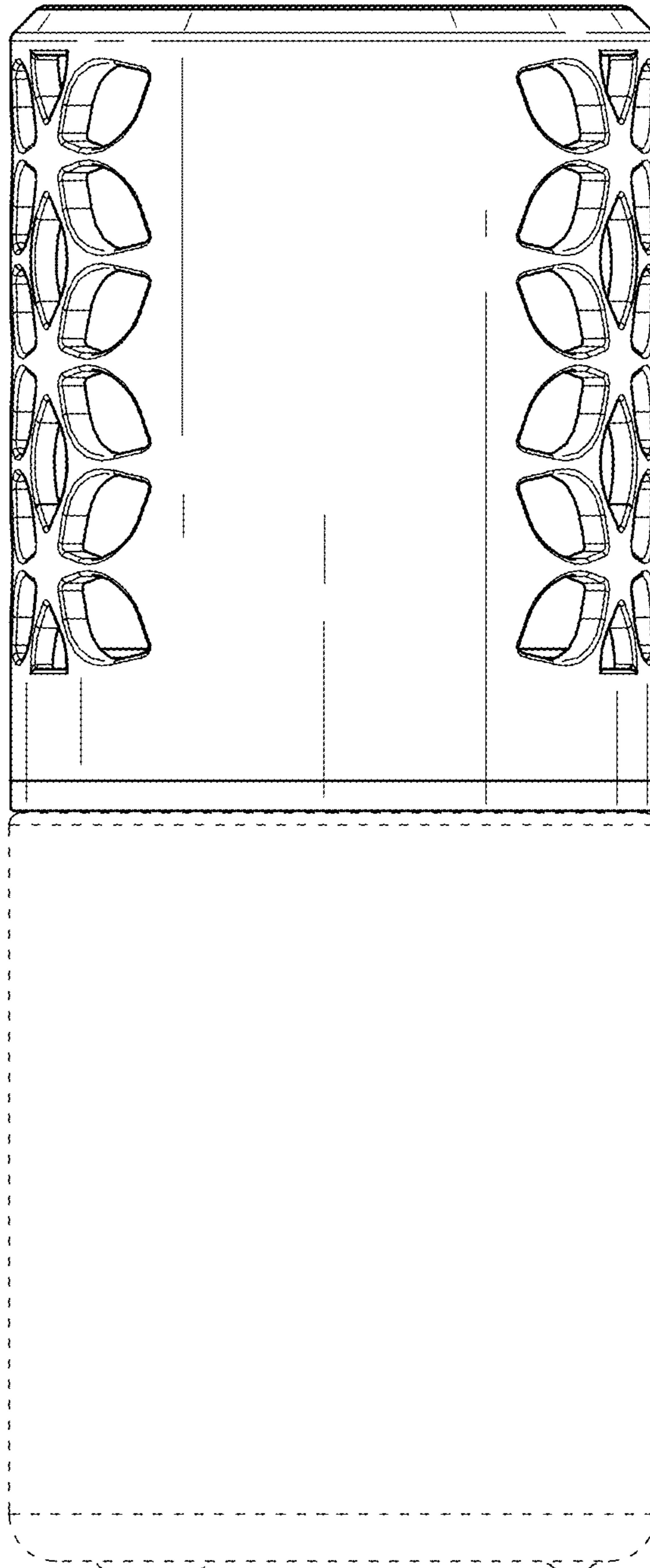


FIG. 8